

UNITED EUROPEAN
GASTROENTEROLOGY

ueg week

advancing science, linking people






24th United European Gastroenterology Week
Vienna, Austria
October 15-19, 2016
Venue: Austria Center Vienna

Final Programme

Download the UEG Week App

- Create your personal programme itinerary
- Watch live-streamed sessions, find floorplans, Industry Sponsored Symposia, Exhibitor profiles and more



Participate in audience voting  and Q&A  dedicated sessions via the app.



Q&A Tool

The Q&A tool is available in the following session rooms:

- Room A
- Room B
- Room C
- Room D
- Room E1
- Room E2
- Room F1
- Room F2



Audience Voting Tool

The Audience Voting tool is available in the following session rooms:

- | | |
|--------------|-----------|
| Room A, B, C | Sat – Sun |
| Room D, E2 | Mon – Tue |
| Room E2 | Wed |



UEG Week App
incl. Q&A Tool

Available at:



Table of Contents

5	Welcome Address	249	Ultrasound Learning Area
7	About UEG	253	Surgical Learning Area
8	Awards and Grants	257	UEG Evidence Based Medicine Course
13	Scientific Information	261	20 th ESGENA Conference
23	Young GI Network	273	Common Interest Group Meetings
27	Scientific Programme Overview	277	Business Meetings
37	Postgraduate Teaching Programme	281	Industry Sponsored Symposia
	Scientific Programme by Day	289	Congress Information
46	Monday October 17, 2016	295	Metro Map of Vienna
68	Tuesday October 18, 2016	296	Acknowledgements
95	Wednesday October 19, 2016	299	List of Exhibitors and Exhibition Floor Plans
	Poster Sessions by Day	305	List of Reviewers
112	Monday October 17, 2016	311	Index of Authors and Co-Authors
156	Tuesday October 18, 2016	355	Floor Plans Austria Center Vienna
201	Wednesday October 19, 2016		
245	ESGE Learning Area		

**Do you have any questions about UEG's activities
and how you can participate or simply want
to meet the team?**



Stop by the UEG Booth – your dedicated info hub in the Entrance Foyer
or find out more at www.ueg.eu

Welcome Address from the UEG President to UEG Week Vienna 2016

The United European Gastroenterology Week remains at the heart of UEG's activities.



Vienna has been our home since 2007, which was firmly endorsed by the opening of the House of Gastroenterology in 2012. The development of the scientific programme for UEG Week 2016 is now complete, and will contain some exciting new initiatives which will ensure that postgraduate education and training in gastroenterology and hepatology remains at the 'cutting edge'.

The importance of high quality continuing professional development has never been more important as the move towards revalidation, or re-licensing, of medical practitioners becomes more widely adopted.

Although UEG Week is a medical congress firmly based in Europe, we are delighted to welcome increasing numbers of participants from 114 countries from Asia, North and South America, the Middle East, Africa and Australia. Presentation of new research from countries outside Europe enriches our programme and provides the opportunity for European investigators to develop new international research collaborations.

In our digital world, it is sometimes said that the need for meetings like UEG Week will decline.

While there is no doubt that UEG will continue to engage with advanced digital technologies to enhance learning, notably through the expansion of our activities through online learning or the UEG Week Live concept, the need for clinicians and scientists to meet face to face to discuss clinical innovations and research challenges will, in my opinion, not disappear. The opportunities offered by personal interaction that catalyse new thinking will never be replaced by the screen alone!

I warmly welcome you in Vienna for UEG Week 2016 which I am certain will be another resounding success.

A handwritten signature in black ink, which appears to read "Michael Manns". The signature is fluid and cursive.

Michael Manns
UEG President

UNITED EUROPEAN
GASTROENTEROLOGY

ueg week

Engage and connect
with the community or
simply discover UEG
Week at your fingertips
wherever you are



UEG Week Wifi
network: UEG Week



facebook.com/myueg

ueg 24/7
week

www.ueg.eu/week/24-7



#uegweek
#WeekChat

CME
Credits



UEG Week App
incl. Q&A Tool

UNITED EUROPEAN
GASTROENTEROLOGY

ueg week live

www.live.ueg.eu/week

Any open questions?

We are happy to help, visit us at the UEG Booth in the Entrance Foyer
or send an email to office@ueg.eu

About UEG and UEG Week

Mission & Goals

The UEG's mission is continually to improve standards of care in gastroenterology, and promote ever greater understanding of digestive and liver disease – among the public and medical experts alike. As part of that work, the UEG runs a number of education and training courses facilitated by highly respected experts. They also organise UEG Week – the largest and most prestigious meeting of its kind in Europe. UEG Week has been running since 1992, in a variety of major cities, and now attracts more than 14,000 people from across the world.

UEG is committed to:

- Raising awareness and expanding knowledge of GI and liver diseases among the public and medical profession, to deliver benefits for patients
- Coordinating the activities of clinical and scientific associations in our field
- Harmonising and improving clinical standards across Europe
- Fostering basic and clinical research in the field, and raising the profile of this work worldwide
- Promoting and delivering excellence in clinical and scientific education.

UEG consisting of 16 Ordinary Member Societies and 46 National Societies is a vibrant organisation that constantly adapts to the changing requirements of scientific research and health care.

For detailed information please visit the websites www.ueg.eu/about-ueg/structure/boards-committees/ and www.ueg.eu/about-ueg/who-we-are/

Organiser

United European Gastroenterology GmbH
House of European Gastroenterology
Wickenburggasse 1
1080 Vienna, Austria
T +43 1 997 16 39
F +43 1 997 16 39 10
uegweek@ueg.eu
www.ueg.eu

UEG Week Official Registration and Housing Agency Mondial Congress & Events

Operngasse 20b
1040 Vienna
Austria
T +43 1 58804 0
F +43 1 58804 185
uegweek.registration@mondial-congress.com
uegweek.housing@mondial-congress.com



Visit our social media profiles: Like us on Facebook at www.facebook.com/myUEG



Tweet us on [@my_ueg](https://twitter.com/my_ueg)

Awards and Grants

UEG Research Prize



Ernst J. Kuipers
UEG Research Prize Winner 2016
Rotterdam, The Netherlands

€ 100,000

Awarded for the most outstanding research programme

The UEG Research Prize is awarded every year for excellence in basic science, translational or clinical research. The recipient must be able to demonstrate that the previous work has had an impact in its field and that its quality has been recognised internationally. The recipient will have produced a substantial body of research in a focused area of gastroenterology, hepatology or related disciplines.

Ernst J. Kuipers is awarded the UEG Research Prize 2016 for his outstanding project on “Hidden in plain sight; the opportunities for targeted surveillance and intervention for early gastric neoplasia”. He is Professor of Medicine and currently serving as CEO of the Erasmus MC University Medical Center Rotterdam, The Netherlands, with different ongoing research programmes under his direction.

The Prize money will support Ernst J. Kuipers and his team in their continued research in the field of prevention and detection of early GI cancer. Professor Kuipers’ special interest for his future research consists in risk factors and progression rates of premalignant gastric lesions to invasive cancer, to identify subjects at highest risk and to learn more about the impact of surveillance and early endoscopic removal of early neoplastic lesions.

Award Ceremony at the Opening Session

Monday, October 17, 2016 // 08:00 – 12:00

Room A

08:57 – 09:12 Project Presentation and Award Ceremony

Research Prize 2016: Hidden in plain sight; the opportunities for targeted surveillance and intervention for early gastric neoplasia.

UEG Lifetime Achievement Award



Günter J. Krejs
UEG Lifetime Achievement Award 2016
 Graz, Austria

Recipients have proven lifelong excellence and leadership in the field

The UEG Lifetime Achievement Award recognizes outstanding individuals whose pioneering and inventiveness throughout their careers have improved the Federation and inspired others.

Günter J. Krejs has worked in Gastroenterology for 44 years in Switzerland, the United States and Austria and has shown outstanding leadership as Department Chairman for 19 years and as Division Chief GI and Hepatology for 27 years. His research activity is reflected by his election to membership in the prestigious American Society for Clinical Investigation. He has published extensively, several papers appeared in the New England Journal of Medicine, including the first description of the somatostatinoma syndrome (G.J. Krejs et al., NEJM 1979, 301:285-292).

In 1990, the first multi-society meeting termed European Digestive Disease Week – the forerunner of today's UEG Week – took place in Vienna under his presidency. He was also instrumental when seven societies had joined for future cooperation and a new name was generated: UEGF & UEGW (today 'UEG' and 'UEG Week'). Professor Krejs was Chairman of the Coordinating Council of UEGF in 1991 when the first meeting under the new name was prepared for 1992 in Athens. He served on the UEGF Council to represent EAGE (today EAGEN), one of the seven founding sister societies, until 1999.

Award Ceremony at the Opening Session
Monday, October 17, 2016 // 08:00 – 12:00
Room A

09:24 – 09:34 Laudation and Presentation of the Award

UEG Journal Best Paper Award



Tara Raftery
UEG Journal Best Paper Award 2016
Dublin, Ireland

Recognition of the first-named author for the best original research, published in UEG Journal 2015

UEG Journal provides an international forum for research in gastroenterology, publishing original articles which describe basic research, translational and clinical studies of interest to gastroenterologists and researchers in related fields. In 2016, UEG Journal received its first full Impact Factor of 2.93, placing it 32th out of 78 titles in the Gastroenterology and Hepatology category of the Journal Citation Reports®.

With the Best Paper Award we recognize the first-named author of the best original scientific research, published in UEG Journal in the past year. The best submitted article is selected by a panel of experts presided over by Chief Editor Professor Jan Tack.

The Journal Best Paper Award 2016 is awarded to Tara Raftery (National Centre for Paediatric Gastroenterology, Our Lady's Children's Hospital, Dublin, Ireland) as the first author of the winning article: *Effects of vitamin D supplementation on intestinal permeability, cathelicidin and disease markers in Crohn's disease: Results from a randomised double-blind placebo-controlled study*. The article is available for download at ueg.sagepub.com

Tara Raftery is one of Ireland's aspiring young researchers with a special interest in IBD. She has published several peer reviewed articles, book chapters and has presented work nationally and internationally. After completing her scholarship founded PhD at the Trinity College Dublin, Dr. Raftery is now working as G.I. Research Coordinator in the National Centre for Paediatric Gastroenterology, Dublin. Her responsibility includes the management of clinical research data for several international Paediatric IBD studies and the DOCHAS initiative (Determinants and Outcomes in Children and Adolescents with IBD) – the first prospective study of paediatric IBD in Ireland. In addition to IBD she is also co-researcher on studies relating to eosinophilic oesophagitis, long-term total parental nutrition and biliary atresia.

Award Ceremony at the Opening Session
Monday, October 17, 2016 // 08:00 – 12:00
Room A

11:02 – 11:07 Presentation of the Award

UEG Journal Best Paper Award 2016: Effects of vitamin D supplementation on intestinal permeability, cathelicidin and disease markers in Crohn's disease: Results from a randomised double-blind placebo-controlled study.

Travel Grants

UEG offers Travel Grants of € 1,000 to the presenters of the best abstracts submitted to UEG Week. 200 Grants are available to clinicians and scientists, 140 to basic scientists of 40 years of age or younger. Basic scientists must be supported by a letter from the Head of Department.

All travel grants are awarded based on scientific merit, using the evaluation and review process of the UEG Scientific Committee. Winners are informed once the notifications of acceptance of abstracts have been announced.

Poster Champ Award

Every day during lunch break, the highest scoring posters are presented in the interactive Poster Champ Sessions at the E-poster Terminals of the Scientific Centre. The best presenter of each session receives the Poster Champ Award. Awardees receive a certificate and free registration to next year's UEG Postgraduate Teaching Programme.

International Scholarship Award

UEG awards 30 International Scholarships to young gastroenterologists, aged 40 and below. Awardees receive € 1,000 to help cover travel expenses and free registration to UEG Week including the Postgraduate Training Programme. The scholarships are restricted to citizens of countries with a Human Development Index (HDI) of less than 0.8 according to the latest Human Development Report.

Rising Star Awards ✦

UEG National Societies Committee and UEG Scientific Committee jointly select 6-8 clinical scientists every year, who are awarded with the UEG Rising Stars Award. Selection is based on a track record of international quality research and developing scientific independence. This initiative provides a durable platform for these young researchers to further evolve their professional career.

National Scholar Awards ✦

The National Scholarship is designed to support promising young investigators at a junior level and to encourage them to work towards the more senior UEG Rising Stars Award. The award recognises the highest scoring abstract from every UEG National Member country, which is presented by a colleague below the age of 35.

Top Abstract Prizes ✦

The presenting first authors of the top 5 submitted abstracts to UEG Week are awarded the Top Abstract Prize every year. The prize money of € 10,000 is to be spent on future research. In case of industry sponsored multi-centre studies, the author is required to waive the monetary part of the prize. Awarded abstracts must neither have been previously presented at an international meeting nor been fully published.

Oral Free Paper Prizes

The best presenter of every Free Paper and Poster in the Spotlight session is awarded this prize. The winners are selected by the session chairs who take the quality of research and the originality of the presented work as well as the presentation itself into account. Prize winners receive a certificate of excellence.

International Scholars 2015



UNITED EUROPEAN
GASTROENTEROLOGY

ueg week

Wherever you are

UNITED EUROPEAN
GASTROENTEROLOGY

ueg week live

We bring the scientific presentations from the lecture halls directly to your screen. Follow the livestream on the UEG website and get updated on the latest GI and liver topics!

Visit www.live.ueg.eu/week

Livestreams including
Q&A options

Dynamic programme
overview on currently
streaming sessions

Daily updates
on our Social Wall

UEG Week 24/7
features all recorded
sessions from the
previous days



Make www.ueg.eu your mobile landing page for the complete congress experience

Scientific Information

Welcome by the Chair Scientific Committee

I would like to welcome all of you to UEG Week 2016 in Vienna – the place to be for clinicians as well as for researchers!



This year's programme features the latest advances in clinical management, the best research in GI and liver disease and includes several different kinds of symposia and fora, where cutting edge gastroenterology and hepatology is being discussed.

I would like to draw your attention to some of the highlights in 2016:

- The **UEG Week Scientific Centre** – a place where all possibilities to present an abstract are united, featuring the UEG Week Hotspot, the E-Poster Lounges, the E-Poster Terminals as well as the poster exhibition.
- Again, **“Clinical trials revisited”** will be a part of UEG Week. These sessions feature a recently published clinical trial, followed by a critical review and a panel discussion with experts in the field.
- **Posters in the Spotlight sessions** and **Poster Champ Sessions** will be completed by an exciting new format of Clinical Case presentations – the **“Exemplary clinical cases”**.
- The following symposia are running in their third year due to their great success:
- **Therapy updates**, where the current state-of-the-art treatment options in some of the major GI and liver diseases are presented.
- **National Societies Symposia**, where differences and similarities in clinical practice, epidemiology and guidelines in different parts of Europe will be presented.
- The **Translational/Basic Science pathway** including topics that will affect clinical practice within the foreseeable future, thereby being attractive for both basic/translational scientists and clinicians.
- The **Young GI Track**, where sessions of special interest for young GI fellows will be highlighted in the programme. The mentoring programme will be expanded additionally.
- Our clinically oriented one-day symposium within the meeting, entitled **“Advances in Clinical Gastroenterology and Hepatology”**, focusing on an area where substantial progress has been made, will be repeated with the topic ‘IBD’.
- We also continue our two day **“Today’s Science; Tomorrow’s Medicine”** initiative in 2016 with the topic **“Advanced diagnostics for individualised medicine”**.
- For the practical minded, we will again offer the most popular live endoscopy sessions and we will further extend our Hands-on Training areas: A surgical section will complete the well established endoscopy and ultrasound learning areas.

- Wednesday afternoon features the “**What’s new in...?**” session, which will again provide delegates with a comprehensive summary in major areas in GI and liver disease of recent changes in management, major research publications and important advances.
 - With the **Postgraduate Teaching Programme 2016**, the rolling 3-year curriculum is going into its third year. It provides all major updates in GI & hepatology. A great mix of teaching methods with a focus on interactivity is employed.
 - As science remains the most important feature of our meeting, we have again worked hard to offer a large number of sessions devoted to original research.
- E-Posters, quick abstract presentations** at the UEG Week Hotspot and an impressive **poster exhibition** – where researchers and clinicians can meet and discuss science – will be provided.
- As you can easily understand from this, UEG Week is the place to be for you!



Magnus Simrén
Chair of the UEG Scientific Committee

UEG Scientific Committee

Thank you!



Highlights recommended by the Scientific Chair

Visit the Scientific Centre in Halls X4 and X5
hosting all possibilities to present an abstract

Thrilling symposia and debates at the UEG Week Hotspot

This extraordinary setting is home to Abstracts on Fire sessions revealing frontiers in research as well as Clinical trials revisited sessions and most controversial discussions.

Advances in Clinical Gastroenterology and Hepatology

This clinically oriented one-day symposium focuses on IBD where substantial progress has been made and which has changed clinical practice. *Page 34*

Even more exciting poster formats



Poster Champ Sessions



Poster in the Spotlight Sessions



Clinical Cases

Today's Science; Tomorrow's Medicine

This two day symposium on Advanced diagnostics for individual medicine presents the best basic and translational scientists from around the world. *Pages 31, 32*

Translational / Basic Science Pathway

Presents topics that potentially affect clinical practice within the foreseeable future. *Pages 31, 32, 35*

Download the app to create your personal programme itinerary



Overview Scientific Programme

Saturday October 15, 2016	Sunday October 16, 2016	Monday October 17, 2016	Tuesday October 18, 2016	Wednesday October 19, 2016
		Opening Session		
	Postgraduate Teaching Programme	Symposia		
		Translational/Basic Science Pathway		
		Today's Science; Tomorrow's Medicine (TSTM)	Advances in Clinical GI and Hepatology	
		UEG Week Hotspot		
			Live Endoscopy	Video Case Session
		Free Paper Sessions		
		Scientific Centre: Poster Exhibition / Poster Champ Sessions / Posters in the Spotlight / Clinical Cases		
		Round Table Discussions		
ESGE Learning Area				
Ultrasound Learning Area				
Surgical Learning Area				
Business Meetings / Common Interest Groups				
	Industry Sponsored Symposia			
		Technical Exhibition		
20 th ESGENA Conference				

Format Descriptions

Postgraduate Teaching Programme

The UEG Week Postgraduate Teaching comprises two days of world-class continuing medical education for gastroenterologists in training and in practice. It also offers established GI physicians and general practitioners profound updates of latest developments in GI and hepatology topics.

A great mix of teaching methods with a focus on interactivity is employed: Session recordings and syllabus contributions are available online in our UEG Education Library at www.ueg.eu/education/library.

In 2016, the three-year rolling curriculum goes into its 3rd year. The curriculum follows recommendations given in the EBGH Blue Book. It ensures that delegates who attend each of the three years receive teaching and updates on recent developments in all the main topics in gastroenterology, hepatology, endoscopy, surgery, imaging and other diagnostic modalities. Delegates can start the curriculum at any year of the cycle and will receive a certificate once they have completed all three years.

Please see further information on page 37 and following.

Opening Session

The Opening Session is held on Monday morning and includes official speeches and the opening of the core scientific programme, with a mixture of invited speakers and presentations of the best submitted abstracts. UEG awards the UEG Research Prize, the UEG Lifetime Achievement Award and the UEG Journal Best Paper Award at the Opening Session.

Symposia

Interdisciplinary symposia cover new approaches to diagnosis and treatment, and place major emphasis on innovative, technical advances in the non-invasive management of gastrointestinal and hepatic disorders and translational/basic science, including state-of-the-art lectures. **Therapy updates** on latest treatment options, **guidelines in clinical practice**, and the one-day symposium **Advances in Clinical GI and Hepatology on 'IBD'** on Wednesday present the hot topics in 2016.

The **National Societies Symposia** on optimising clinical trials, oesophageal cancer and hepatitis C therapy address the differences and similarities in clinical practice, epidemiology, guidelines etc. in different parts of Europe – controversial discussions can be expected!

Symposia developed in close collaboration with our colleagues from the US, Latin America and Japan will feature again best science from around the world and promise to be very interesting. To meet the needs of our young colleagues, some symposia will be bundled into a most attractive **Young GI Track** in the programme.

Translational/Basic Science Pathway

These sessions include topics that will potentially affect clinical practice within the near future, thereby being attractive for both basic/translational scientists and clinicians.

Interactive Formats

The UEG Scientific Committee continuously works on improving session formats used in the programme with the purpose of making symposia modern interactive experiences. We have once again more **Debates**, where two speakers argue opposing cases, and more **Tandem Talks**, where experts present different aspects of the same problem.

Symposia with a **Panel Discussion** at the end have also increased. All speakers will be on stage, take up controversial comments and discuss burning questions. Panel discussions are great for understanding what the speakers REALLY think! These discussions are always lively and informative – make sure you stay and see for yourself!

Finally, we also continue to encourage wide **use of cases** to illustrate talks and anchor them in medical experience. For all these sessions we work hard to improve our faculty instructions to increase interactivity with the audience, by **interactive chairing** and encouraging **audience voting**.

Today's Science; Tomorrow's Medicine

UEG Week Vienna hosts again the two-days "Today's Science; Tomorrow's Medicine" initiative in the main programme. In 2016, the theme is **"Advanced diagnostics for individualised medicine"**.

Top class scientists have been invited to discuss how the current stage of knowledge is ready to be used in clinical practice, and to establish strategies to foster further progression of knowledge in this area. The Today's Science; Tomorrow's Medicine symposium is a combination of both, invited sessions featuring the world's top scientists and free paper sessions where work is presented by young and established researchers.

This special initiative is open to all UEG Week delegates at no extra cost and provides a unique platform for gastroenterologists and hepatologists to learn how this important field will impact their discipline.

UEG Week Hotspot

The UEG Week Hotspot is THE place to be at UEG Week 2016, where the most controversial sessions, hottest debates and interactive abstract discussions will take place. These sessions promise to be most intense!

Heated discussions of the UEG **“Abstracts on Fire”** (Frontiers In REsearch) and breaking news will be launched and sessions such as **“A survivors guide for a happy and successful career in Gastroenterology”**, **“Moving GI education into the future: Current challenges, future needs”** and **“Drug development for digestive diseases: From clinical needs to regulatory perspectives”**, – a joint UEG-EMA symposium – take place at this center stage of UEG Week. Also featured at the Hotspot are the **Clinical trials revisited sessions**, where the latest results from recent large clinical trials will be presented and discussed by experienced investigators. Do not miss to pass by this high-tech scientific environment and attend these exciting sessions taking place from Monday until Wednesday!

Live Endoscopy

Live endoscopy is included in the core programme on Tuesday. Top international experts demonstrate cutting-edge techniques alongside basic procedures transmitted directly from the Hôpital Erasme in Brussels to the auditorium. The use of multiple parallel cases and experienced chairs ensure interactive learning without unnecessary gaps.

Free Paper Sessions

The most important feature of UEG Week is science and we are constantly trying to attract the best science to our meeting. This is recognised in the core programme with a large number of Free Paper Sessions devoted to original research, and an impressive number of **mixed sessions** where invited talks and free paper presentations alternate. Both of these session formats allow lively discussions about the best original research submitted to UEG Week and this is your opportunity to hear about GI and liver research in Europe and worldwide before it is published.

Posters in the Spotlight

Posters in the Spotlight sessions boost science even further and have become a fixture at UEG Week. UEG promotes hot topic research and gives poster presenters additional exposure on stage. Poster presenters are invited to present their work on an E-Poster Terminal in the E-Poster Lounges. The following intensive discussion is led by two moderators and experts in the field. The Posters in the Spotlight are an excellent platform for in-depth scientific exchange with faculty and peers in a relaxed atmosphere and present an ideal opportunity to assist highly interactive and expert-led poster presentations. Access is open to all congress delegates. So do pass by the E-Poster Lounges, sit down on one of the cubes and question the researchers directly.



UNITED EUROPEAN
GASTROENTEROLOGY

ueg week

**HANDS-ON @
UEG WEEK**

Improve your practical skills on Level 1

Visit the ESGE (training in cooperation with ESGENA),
the Ultrasound and the Surgical Learning Areas.

Find more information on pages 245-256

Poster Exhibition/E-Posters

Poster Sessions feature a very spacious room layout and poster format. Printed posters are displayed and changed daily from 10:30 – 17:00 (Mon), 09:00 – 17:00 (Tue) and 09:00 – 14:00 (Wed) in Hall X4 and X5.

The discussion of clinical cases during daily poster sessions offer the presenters a relevant platform for debating difficult clinical problems. These posters will be visited by a panel of multidisciplinary experts who will comment on the clinical presentation and management strategies each day in the poster exhibition from 12:30 – 14:00. Furthermore, we will launch the **Exemplary clinical cases** on Tuesday, where clinical cases get additional exposure by presenting their intriguing case orally at the E-Poster Terminals in the E-Poster Lounges I and II.

All accepted posters also have the opportunity to get published electronically in addition to the printed poster. All **E-Posters** which were uploaded prior to UEG Week can be searched for and viewed on the six E-Poster Terminals in the poster exhibition, from Monday until Wednesday. E-Posters allow all poster presenters to include interactive media files, such as radiology images, endoscopy videos, etc.

Poster Champ Sessions

The Poster Champ Sessions have proven to be a surrounding success. Consequently, we will run four Poster Champ Sessions in parallel from Monday until Wednesday from 12:30 – 13:30. 2-minute presentations of the highest scoring posters will be given at the E-Poster Terminals in the poster exhibition, followed by 3-minute Q&As from the chairs. The Poster Champ of each session will be awarded during the official award ceremony at the E-Poster Lounge I at 13:45 each day. All Poster Champs get a certificate and free registration to the Postgraduate Teaching Programme of next year's UEG Week in Barcelona. Poster Champ Sessions are open to all delegates.

Please see further information on page 112 and following.

Video Case Session

The Video Case Session is an excellent platform for brief information on recent issues of endoscopy. During this session short videos showing examples of new, unexpected or exceptional endoscopic practice are presented and briefly discussed. Thus, the Video Case Session presents unusual cases or new technologies based on diagnostic and therapeutic endoscopy.

Round Table Discussions

Due to their great success in previous years, Round Table Discussions will again take place during lunch break. For each of these sessions we have invited four experts who will discuss a common clinical situation based on a case presentation.

The Round Table Discussions take place between 12:45 and 13:45 each day and no extra charge applies. There are four sessions each on Monday, Tuesday and Wednesday in the Rooms G, K, L7 and L8. There is no pre-booking required but come early as there are limited seats which will be filled on a first-come, first-served basis.

ESGE Learning Area

The ESGE Learning Area incorporates different educational formats in order to provide both beginner endoscopists as well as proven experts a platform for skill enhancement and professional discourse. In cooperation with ESGENA, the Hands-on Training Centre gives practical insight into basic and advanced endoscopic techniques. Participants can test their skills under the guidance of expert doctor and nurse tutors. Lively talks between young experts and established senior discussants are held in the Lecture Theatre where debate on the how and why of current procedures prompts audience involvement. Video teaching is an essential part of endoscopy training. The DVD Learning Centre shows continuous films from the ESGE eLibrary and also includes videos contributed by the ASGE and JGES. The Learning Area is open to all delegates during the general opening hours of the congress.

Please see further information on page 245 and following.

The Ultrasound Learning Centre (ULC)

Please see further information on page 249 and following.

Surgical Learning Area

Please see further information on page 253 and following.

Business Meetings

> upon invitation only

Association, board and committee meetings for elected (UEG) leadership.

Please see further information on page 277.

Common Interest Group Meetings

> open to all delegates

Activities taking place outside of the core scientific programme and open to all UEG Week delegates.

Please see further information on page 273.

ESGENA Conference

The Conference of the European Society of Gastroenterology and Endoscopy Nurses and Associates (ESGENA) is an associated meeting at the congress with separate scientific programme and registration.

Please see further information on page 261.

Other Scientific Information



EACCME – Continuing Medical Education

“UEG Week Vienna 2016” is accredited by the European Accreditation Council for Continuing Medical Education (EACCME) to provide the following CME activity for medical specialists. The EACCME is an institution of the European Union of Medical Specialists (UEMS), www.uems.net.

“UEG Week Vienna 2016” is designated for a maximum of 28 hours of European external CME credits. Each medical specialist should claim only those hours of credit that he/she actually spent in the educational activity. Full congress days count for 6 credits, half congress days for 3 credits. A maximum of 28 European CME credits can be obtained.

Through an agreement between the European Union of Medical Specialists and the American Medical Association, physicians may convert EACCME credits to an equivalent number of AMA PRA Category 1 Credit™. Information on the process to convert EACCME credit to AMA credit can be found at www.ama-assn.org/go/internationalcme.

Live educational activities, occurring outside of Canada, recognised by the UEMS-EACCME for ECMEC credits are deemed to be Accredited Group Learning Activities (Section 1) as defined by the Maintenance of Certification Programme of The Royal College of Physicians and Surgeons of Canada.

In order to obtain CME credits, UEG requires feedback on its educational activities. Therefore, we kindly ask all delegates to complete the online evaluation form, which can be found on the UEG Week website as of Wednesday, October 19, after conclusion of UEG Week 2016. The CME Certificate of EACCME will be available for download after completion of the online evaluation.

Disclosure Policy

UEG is committed to ensuring scientific rigour and objectivity in all of its educational activities. These include all aspects of the educational programme at UEG Week including those that are directly and jointly sponsored activities.

All presenters, whether invited faculty or abstract presenters, are required to disclose to those organising and attending meetings any relevant financial or other relationship that may lead to a potential bias. UEG reserves the right to review the information disclosed for potential conflicts of interest. Please note that the sole responsibility for the content of each presentation lies with the presenting author.

The UEG Scientific Committee requires all presenters to disclose any financial relationship with or any advisory role in the Biomedical Industry and the Biomedical Technology Industry during the past two years. These and any other potential conflicts of interest should be disclosed during introductory comments to the presentation.

Invited speakers and oral abstract presenters are requested to disclose potential conflicts of interest on a PowerPoint slide to be shown immediately at the beginning of the presentation. Poster presenters are requested to disclose potential conflicts of interest at the bottom of their poster.

Conflicts of interest may exist through a financial relationship or when the individual has the opportunity to influence the content of a presentation, and can involve grants, honoraria, shares, paid positions on advisory boards, etc. Conflicts of interest are frequent and expected, and do not preclude an individual from giving a presentation providing the conflict is disclosed. If there is any doubt about the relevance of a potential conflict of interest UEG requires all presenters to err on the safe side and to disclose it.



UNITED EUROPEAN
GASTROENTEROLOGY

ueg week

Mix and mingle in the
Young GI Lounge on **Level 0!**
New friends, **scientific exchange**
and coffee are waiting
for you!



Access is granted to UEG Week delegates below the age of 40 and dedicated Young GI Network mentors.

Join the Young GI Network on facebook
Find out more on www.ueg.eu/week

Young GI Network

Young GI Mentoring Programme

Young congress participants will have the possibility to network with senior experts and receive scientific guidance by participating in a mentoring programme on Monday and Tuesday.

Delegates who have registered for this programme prior to the congress are asked to meet with their mentors in the Young GI Lounge:

Monday, October 17 > 10:00 – 10:30 // 12:00 – 13:00
Tuesday, October 18 > 08:00 – 08:30 // 12:00 – 13:00

Remaining spots in this programme can be booked onsite at the Young GI Lounge on a first-come first-served basis.

Guided Poster Tours

Come to the Poster Service Desk (Hall X4) to join one of the groups and review posters in your field of interest together with a senior expert. No registration is required.



Monday	October 17	12:30 – 13:30
Tuesday	October 18	12:30 – 13:30
Wednesday	October 19	12:30 – 13:30

Young GI Sessions

Be part of an interactive session on communication techniques, discuss the future of GI education, listen to Rising Star's presentations, learn from female experts about their career paths in GI, and learn more about the UEG Visiting Fellowship Programme and how you can participate!

Monday, October 17

12:15 – 13:15 Hotspot

Moving GI education into the future: Current challenges, future needs

Chairs: Heinz F. Hammer, Isabelle Cremers

13:00 – 14:00 Young GI Lounge

Career Chat: Meet the women who broke the glass ceiling

Moderators: Nurdan Tözün, Madaline Ilie

15:45 – 17:15 E-Poster Lounge 2

Rising Stars in IBS from Europe and the USA

Chairs: Luigi Ricciardiello, Deborah Denise Proctor

Tuesday, October 18

13:00 – 14:00 Young GI Lounge

Visiting Fellowship Programme Information Meeting

15:45 – 17:15

E-Poster Lounge

Optimising the patient-provider relationship using effective communication techniques

Chair: Douglas Drossman

Young GI Network - Let's meet!

Sunday, October 16 19:00 – 24:00 Wolke 19

This special event for young congress delegates takes place in Wolke 19 and provides an informal atmosphere to network with colleagues and mentors and to exchange scientific ideas. Admission is restricted to ticket holders, please present your ticket and congress badge at the entrance.

Young GI Network - Let's tweet!

We invite all congress delegates and interested clinicians and researchers to follow and participate in our moderated Twitter discussion at #UEGWeek. Join in the discussion, ask the experts or express your point of view by using the hashtag #Weekchat in your tweets:



Sunday October 16 13:00 – 14:00

Career Tips for Young Endoscopists

Expert: Peter Siersema

Moderator: Mostafa Ibrahim

Come to the Young GI Lounge and meet your fellow tweeters personally:



Tuesday October 18 17:15 – 18:00

Tweet Up – Meet your peers, extend your Network

Moderator: Werner Dolak

Young GI Track

This part of the UEG Week Pathways Tool will highlight recommended sessions for young gastroenterologists and scientists from the huge choice that our scientific programme at UEG Week Vienna offers. The UEG Week Pathways Tool is available as part of the UEG Week App and as pdf on our website for download.

Meet the Web Editors

Take the opportunity to meet the UEG Education Web Editors in the Young GI Lounge. Learn how to engage with UEG E-learning activities, share your ideas, and become part of the GI learning community.



Tuesday October 18 10:00 – 10:30

Wednesday October 19 12:30 – 13:00

Larger funds than ever for researchers – How to get your share?

Join our
HORIZON 2020
session!

Horizon 2020, the present EU Framework Programme for Research and Innovation, holds € 80bn support for researchers.

Co-chaired by UEG President Michael Manns, the session will feature experts from European institutions, national contact points and successful grant holders to provide you with knowledge and tips how to get at the funds. *Page 66*

MONDAY

October 17, 2016

15:45 – 17:15

Location: E-Poster



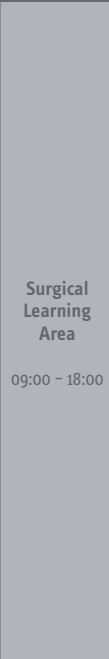
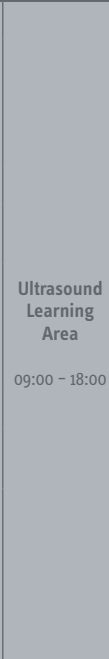
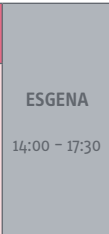
Lounge 1 in

Hall X4

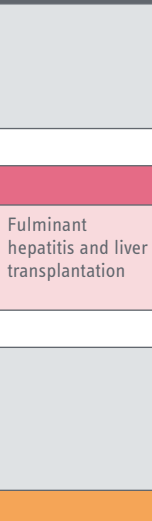
Scientific Programme Overview

Postgraduate Teaching Programme Overview

Saturday, October 15, 2016

	Room A Voting Room	Room B Voting Room	Room C Voting Room	Room E1	Level 1				
09:00 – 10:30	Plenary I								
	Peptic ulcer disease: Still important for gastroenterologists in 2016?								
10:30 – 11:00 Coffee Break									
11:00 – 13:00	Video Case Session	Parallel Session							
	Video Case Session I: ERCP in normal and post-surgical anatomy	Update on Barrett's oesophagus	Proctology for the practical gastroenterologist	Alcohol-related liver disease: Treatment and prevention					
13:00 – 14:00 Lunch Break									
14:00 – 16:30	Video Case Session	Parallel Session							
	Video Case Session II: Diagnosis and management of early neoplasia in the upper GI tract	Multidisciplinary management of colorectal cancer	Primary Sclerosing Cholangitis (PSC) and Primary Biliary Cirrhosis (PBC): Pearls for the clinician	Chronic constipation: From bench to bedside					

Sunday, October 16, 2016 ▶▶

	Room A Voting Room	Room B Voting Room	Room C Voting Room	Room E1	Room E2	Room M	
08:30 – 10:30	Parallel Session						
	Acute colitis – medical and surgical therapy	How to improve quality in endoscopy	Hot topics in chronic pancreatitis	Therapy update: Hepatitis C	Optimal management of swallowing disorders in 2016		
10:30 – 11:00 Coffee Break							
11:00 – 13:00	Clinical Case Based Session						
	IBD: Usefulness of symptoms and objective markers in disease monitoring	Small bowel tumours – rare entities and how to find them	Gastric polyps: Diagnostic and therapeutic approach	Diverticular disease: Medical and surgical management	Complications of liver cirrhosis		
13:00 – 14:00 Lunch Break							
14:00 – 16:00	Plenary II						
	Management of ulcerative colitis: Current and future treatment						
16:15 – 17:45 and 18:00 – 19:30 Industry Sponsored Symposia							



Room N1	Room N2	Room L8	Room 1.86	Level -2	Level 1	HANDS-ON @ UEG WEEK	
				ESGENA 09:00 – 18:30	ESGE Learning Area 09:00 – 18:00	Surgical Learning Area 09:00 – 18:00	Ultrasound Learning Area 09:00 – 18:00
10:30 – 11:00 Coffee Break							
Clinical Case Based Session							
Autoimmune liver disease: Diagnosis and treatment	Obstruction and ileus	Endocrine tumours: What the gastroenterologists need to know	Management of weight loss and loss of appetite				
13:00 – 14:00 Lunch Break							
16:15 – 17:45 and 18:00 – 19:30 Industry Sponsored Symposia							

Scientific Programme Overview

Monday, October 17, 2016



	Room A	Room D Voting Room	Room B	Room C	Room E1	Room E2 Voting Room	Room F1
07:00 – 08:00 Industry Sponsored Symposia							
08:00 – 10:00	Opening Session: Part 1						
10:30 – 12:00	Opening Session: Part 2	Symposium	Free Paper Session	Symposium	Symposium	Symposium	Symposium
		Post-operative management of Crohn's disease	Established and new drugs in IBD	Is mass eradication of <i>H. pylori</i> rational?	Clinical management of extraintestinal symptoms in GI diseases	Update on chronic pancreatitis	Quality indicators in upper GI endoscopy: Ready for prime time?
12:00 – 14:00 Lunch Break							
14:00 – 15:30	Symposium	Symposium	Symposium	Symposium	Symposium	Symposium	Symposium
	Best of DDW	Management of bloating and flatulence	Therapy update: Therapeutic EUS – New indications	Endoscopy performance measures: What you should be doing	Improving the adenoma detection rate	Management of oesophageal motility disorders	Japanese European perspectives: Endoscopic classifications update
15:45 – 17:15	Symposium	Symposium	Symposium	Free Paper Session	Symposium	Symposium	Symposium
	Rome IV: New diagnostic criteria for functional GI disorders	Update on viral hepatitis 2016	Therapy update: Transluminal endoscopy in the upper GI tract – From bench to clinical practice	Future drugs in IBD	Non-bleeding emergencies of the oesophagus	Interventional ultrasound: See what you do!	Autoimmune pancreatobiliary disease
17:45 – 19:15 Industry Sponsored Symposia							

* RTD – Round Table Discussions / TSTM – Today's Science; Tomorrow's Medicine

										Scientific Centre (Hall X4, X5)			Level 1						
Room F2	Room G	Room K	Room M	Room 1.61/1.62	Room N1	Room N2	Room L7	Room L8	Room 1.86	E-Poster Lounge 1	E-Poster Lounge 2	Hotspot							
07:00 – 08:00 Industry Sponsored Symposia																			
Symposium	Symposium	Free Paper Session	Symposium	Translational/Basic Science	TSTM*	Free Paper Session	Free Paper Session	Free Paper Session	Free Paper Session	10:30 – 12:00	Posters in the Spotlight	Posters in the Spotlight	Free Paper Session	<div style="display: flex; flex-direction: column; align-items: center; justify-content: center;"> <div style="writing-mode: vertical-rl; transform: rotate(180deg);">09:00 – 18:00</div> <div style="display: flex; gap: 10px;"> <div style="text-align: center;">ESGE Learning Area</div> <div style="text-align: center;">Surgical Learning Area</div> <div style="text-align: center;">Ultrasound Learning Area</div> </div> </div>					
Food intake, metabolic disorders and endoscopy	An update on the management of hepatocellular carcinoma	Improvements of endoscopic resection techniques in the colon	Hot topics from Latin America	Prevention of GI cancers: Nutrition and chemoprevention	A new era of imaging in GI diseases	New perspectives in diagnostic and therapeutic EUS	Mechanisms of Primary Sclerosing Cholangitis	Basic mechanisms of intestinal carcinogenesis	Gastroduodenal damage: <i>H. pylori</i> , acid and bile		Disease mechanisms in inflammatory bowel disease	Gastroesophageal reflux disease: From mechanisms to treatment	Abstracts on Fire: GORD on Fire						
<div style="display: flex; justify-content: space-around;"> <div style="border: 1px solid black; padding: 5px; background-color: #fff9c4;">RTD* 12:45 – 13:45</div> <div style="border: 1px solid black; padding: 5px; background-color: #fff9c4;">RTD* 12:45 – 13:45</div> </div> <div style="border: 1px solid black; padding: 5px; background-color: #fff9c4; margin-top: 5px;"> How to use FODMAPs and other diets in your clinical practice? </div>		<div style="border: 1px solid black; padding: 5px; background-color: #fff9c4;">RTD* 12:45 – 13:45</div> <div style="border: 1px solid black; padding: 5px; background-color: #fff9c4; margin-top: 5px;"> Colonoscopic surveillance strategies </div>		<div style="border: 1px solid black; padding: 5px; background-color: #fff9c4;">RTD* 12:45 – 13:45</div> <div style="border: 1px solid black; padding: 5px; background-color: #fff9c4; margin-top: 5px;"> Optimal management of gastric cardia cancers </div>		<div style="border: 1px solid black; padding: 5px; background-color: #fff9c4;">RTD* 12:45 – 13:45</div> <div style="border: 1px solid black; padding: 5px; background-color: #fff9c4; margin-top: 5px;"> Bacterial infections in end stage liver disease </div>		12:00 – 14:00	Posters in the Spotlight	<div style="border: 2px solid green; border-radius: 50%; padding: 10px; background-color: #c8e6c9; display: inline-block;"> 12:00 – 14:00 Poster Sessions </div>	Symposium	Moving GI education into the future: Current challenges, future needs							
13:45 Poster Champ Award Ceremony	Symposium 12:15 – 13:15																		
Symposium	Free Paper Session	Free Paper Session	Free Paper Session	Translational/Basic Science	TSTM*	Free Paper Session	Free Paper Session	Free Paper Session	Free Paper Session	14:00 – 15:30	Posters in the Spotlight	Posters in the Spotlight	Symposium						
Liver diseases beyond alcohol, fatty liver and viral hepatitis	Long-term management of IBD	Microbiota and diet: From bench to bedside	Late Breaking Abstracts I	IBD: The role of different cell types in the inflammatory process	Free Paper Session: The future of diagnostics in hepatology and upper GI diseases	From symptoms to diagnosis in IBS	What is new in gastric Endoscopic Submucosal Dissection (ESD)	Gastric function in health and disease	Basic mechanisms in pancreatic cancer		Irritable Bowel Syndrome: What can we learn from epidemiological studies?	Advances in therapeutic upper GI endoscopy	Clinical Trials Revisited: Practice changing trials in pancreatology						
Symposium	Symposium	Free Paper Session	Free Paper Session	Translational/Basic Science	Free Paper Session	Free Paper Session	Free Paper Session	Free Paper Session	Free Paper Session	15:45 – 17:15	Symposium	Symposium	Symposium						
Endoscopy meets pathology: Polyps and polyposis syndromes in the upper GI tract	Management of early rectal tumours	Hot topics in ERCP	Late Breaking Abstracts II	Novel models for GI diseases	Can we detect inflammatory GI diseases early?	Upper GI nerve-gut interactions	Endoscopic management of upper gastrointestinal cancer	Hepatic cysts and hepato-biliary tract disorders	Mechanisms of liver cancer and portal hypertension		Horizon 2020	Rising Stars in IBS from Europe and the USA	Complications of cirrhosis: Which prophylaxis should we use ?						
17:45 – 19:15 Industry Sponsored Symposia																			

Scientific Programme Overview

Tuesday, October 18, 2016



	Room A	Room D Voting Room	Room B	Room C	Room E1	Room E2 Voting Room	Room F1	Room F2	Room G	Room K	Room M	Room 1.61/1.62	Room N1	Room N2	Room L7	
07:00 – 08:00 Industry Sponsored Symposia																
08:30 – 10:00	Live endoscopy	Symposium	Symposium	Symposium	Symposium	Symposium	Symposium	Symposium	Free Paper Session	Free Paper Session	Free Paper Session	Translational/Basic Science	TSTM*	Free Paper Session	Free Paper Session	
		Intestinal and extra-intestinal cancers in IBD	Therapy update: Functional upper GI syndromes	Challenging situations in diagnosis and treatment of acute pancreatitis	Management of GI and liver diseases during pregnancy	Management of Barrett's oesophagus: The gold standard	Quality in ERCP: It is how you do it that counts	Advanced pancreato-biliary imaging	Optimising anti-TNF therapy	Drug-induced upper GI bleeding	Outcomes in Peroral Endoscopic Myotomy (POEM)	Liver fibrosis: From mechanism to therapy	Free Paper Session: Novel diagnostic tools: Going deeper and deeper into the bowel	Improving detection of polyps	Surgery in IBD	
10:30 – 12:00	Live endoscopy	Symposium	Symposium	Symposium	Symposium	Symposium	Symposium	Free Paper Session	Symposium	Free Paper Session	Free Paper Session	Translational/Basic Science	TSTM*	Free Paper Session	Free Paper Session	
		Does my patient really have GORD?	Therapy update: Constipation	IBD in young people	Prevention and early diagnosis of pancreatic cancer	From guidelines to clinical practice: Portal hypertensive bleeding	Colon cancer: More than one disease?	Complications in IBD	Detection and management of serrated lesions of the colorectum	Colorectal cancer screening: State-of-the-art	Viral hepatitis: Natural history and treatment	Structural changes in functional GI disorders: Time to remove the term „functional“?	Bringing molecular tests to GI cancer clinics	Improving detection and treatment of colonic polyps	Barret's associated neoplasia	
12:00 – 14:00 Lunch Break									RTD* 12:45 – 13:45	RTD* 12:45 – 13:45						RTD* 12:45 – 13:45
									Multidisciplinary treatment of IBS patients with comorbidities	Challenges in ERCP						Peptic ulcer disease: Pharmacological, endoscopic and surgical treatment
14:00 – 15:30	Live endoscopy	Symposium	Symposium	Symposium	Symposium	Symposium	Symposium	Symposium	Symposium	Free Paper Session	Free Paper Session	Translational/Basic Science	TSTM*	Symposium	Free Paper Session	
		From guidelines to clinical practice: Complex IBD cases	Therapy update: Colon cancer	National Societies Symposia: Case finding strategies and access to hep C therapy across Europe	Liver nodules in different clinical situations	Endoscopic treatment of complications after upper GI surgery	What to do with small colorectal polyps?	Functional GI symptoms in organic diseases	Improving early diagnosis of upper GI cancer	Biomarkers in IBD	Clinical trials in functional GI disorders	Intestinal microbiota in health and disease	New tests for treatment stratification in GI cancer	Hot topics in pancreatology	Intestinal failure: From pathways to treatment	
15:45 – 17:15	Management of refractory Crohn's disease	Symposium	Symposium	Symposium	Symposium	Symposium	Symposium	Symposium	Symposium	Symposium	Free Paper Session	Translational/Basic Science	TSTM*	Free Paper Session	Free Paper Session	
		From guidelines to clinical practice: <i>H. pylori</i>	Therapy Update: Challenges in biliary stone management	Resection and ablation of early neoplastic Barrett's: What is the best approach?	Visualising small bowel diseases	National Societies Symposia: Optimising clinical trials by networking – LINKING up Europe	Coeliac disease for the clinician	NAFLD-NASH: Where are we going?	East meets West: Same disease, different clinical patterns	Rectal cancer: Organ preserving strategies	Late Breaking Abstracts III	Mitochondria and the digestive system	New diagnostic and therapeutic tools in GI diseases: Gimmicks or adding value	Pathophysiology of IBS	(Epi)Genetics in IBD	
17:45 – 19:15 Industry Sponsored Symposia																

* RTD – Round Table Discussions / TSTM – Today's Science; Tomorrow's Medicine

		Scientific Centre (Hall X4, X5)			Level 1				
Room L8	Room 1.86	E-Poster Lounge 1	E-Poster Lounge 2	Hotspot					
07:00 – 08:00 Industry Sponsored Symposia									
Free Paper Session	Free Paper Session	09:00 – 10:00	Exemplary clinical cases I	Exemplary clinical cases II	Symposium	09:00 – 18:00	ESGE Learning Area	Surgical Learning Area	UI-trasound Learning Area
GI infections from mechanisms to treatment	Colon cancer: From screening to palliation				Diagnosis of IBS: What is the preferred strategy?				
Free Paper Session	Free Paper Session	10:30 – 12:00	Posters in the Spotlight	Posters in the Spotlight	Free Paper Session				
Accuracy in upper GI endoscopy	Small bowel disease and nutritional therapy		Imaging and interventional radiology in liver diseases	Optimising the use of colonoscopy in clinical settings	Abstracts on Fire: GI: All about microbiota?				
RTD* 12:45 – 13:45		12:00 – 14:00	Posters in the Spotlight		Symposium 12:15 – 13:15				
Cystic pancreatic tumours: Biopsy, follow-up or resect?			13:45 Poster Champ Award Ceremony		Drug development for digestive diseases: From clinical needs to regulatory perspectives				
Free Paper Session	Free Paper Session	14:00 – 15:30	Posters in the Spotlight	Posters in the Spotlight	Symposium				
Prognostic factors in lower GI cancer	General hepatology		Clinical aspects on acute and chronic pancreatitis.	Colorectal cancer: Diagnostic and therapeutic aspects	Clinical Trials Revisited: IBD – Can it be cured with transplantation?				
Free Paper Session	Free Paper Session	15:45 – 17:15	Symposium		Free Paper Session				
Novel techniques in lower GI malignancies	The intestinal epithelium - Stem cells, inflammation and cancer		Optimising the patient-provider relationship using effective communication techniques	Exemplary clinical cases III	Abstracts on Fire: Acute pancreatitis: From mechanisms to disease				
17:45 – 19:15 Industry Sponsored Symposia									


Scientific Programme Overview

Wednesday, October 19, 2016



	Room D	Room E1	Room E2 Voting Room	Room F1	Room F2	Room G
07:00 – 08:00 Industry Sponsored Symposia						
08:30 – 10:00	Advances in Clinical GI & Hepatology	Symposium	Symposium	Symposium	Symposium	Symposium
	New treatment targets in IBD	Improving outcomes of non-variceal upper GI bleeding	The role of food in IBS and other functional GI disorders	Standards and novel developments for pancreatic neuroendocrine tumours	Percutaneous gastrostomy and jejunostomy	New trends in gastric cancer
10:30 – 12:00	Advances in Clinical GI & Hepatology	Video Case Session	Symposium	Symposium	Symposium	Symposium
	What is success in treating IBD?		Current management of bile duct tumours	Surgery meets endoscopy in the colon	Non-coeliac gluten sensitivity and wheat allergy in the gut	National Societies Symposia: Oesophageal cancer across Europe
12:00 – 14:00 Lunch Break						RTD* 12:45 – 13:45
						Multidisciplinary management of perianal fistula
14:00 – 15:30	Advances in Clinical GI & Hepatology	Symposium	Symposium	Symposium	Symposium	Symposium
	Optimal use of immunosuppressants and anti-TNF in IBD	Hepatology: What's new in 2016	New technologies in endoscopy: What's new in 2016?	Pancreatology: What's new in 2016?	Food-related disorders: What's new in 2016?	Neurogastroenterology and motility: What's new in 2016?

* RTD – Round Table Discussions / TSTM – Today's Science; Tomorrow's Medicine

								Scientific Centre (Hall X4, X5)			Level 1								
Room K	M Room	Room 1.61/1.62	Room N1	Room N2	Room L7	Room L8	Room 1.86	E-Poster Lounge 1	E-Poster Lounge 2	Hotspot									
07:00 – 08:00 Industry Sponsored Symposia																			
Symposium	Free Paper Session	Translational/Basic Science	Free Paper Session	Free Paper Session	Free Paper Session	Free Paper Session	Free Paper Session	09:00 – 10:00	Posters in the Spotlight	Posters in the Spotlight	Symposium	09:00 – 14:00	ESGE Learning Area	Surgical Learning Area	Ultrasound Learning Area				
Drug induced liver injury: What is new?	Eosinophilic oesophagitis and GORD	Injury and regeneration	Diagnosis and treatment of pancreatic cancer and its precursors	Constipation and fecal incontinence: From bench to bedside	New insights in upper GI endoscopy techniques	Liver cell biology and fibrosis	Murine models of intestinal inflammation		Risk factors for non-alcoholic fatty liver disease	Enteral feeding: Pros and cons	Eosinophilic oesophagitis: Overlooked too often or searched for too fanatically?								
Symposium	Free Paper Session	Translational/Basic Science	Symposium	Free Paper Session	Free Paper Session	Free Paper Session	Free Paper Session	10:30 – 12:00	Posters in the Spotlight	Posters in the Spotlight	Free Paper Session								
The patient with severely disturbed GI function: Optimal management in 2016	Upper GI bleeding	Immunotherapy in cancer	Complications of liver cirrhosis: Beyond bleeding and ascites	Improving quality of screening colonoscopy	Burden of liver disease	Translational aspects of IBD	Gastric and junctional cancers		Management of clostridium difficile infection	Improving the clinical outcome in patients with upper GI bleeding	Abstracts on Fire: New Approaches to colorectal disease								
RTD* 12:45 – 13:45					RTD* 12:45 – 13:45	RTD* 12:45 – 13:45				Posters in the Spotlight	<div style="border: 2px solid green; border-radius: 50%; padding: 5px; display: inline-block;"> 12:00 – 14:00 Poster Sessions </div>					Symposium 12:15 – 13:15			
Management of obscure GI bleeding					Dyspepsia: Differential diagnoses and management strategies	Steroids for acute alcoholic hepatitis: Cure or curse?				13:45 Poster Champ Award Ceremony						A survivors guide for a happy and successful career in Gastroenterology – Hosted by women in GI			
Symposium			Symposium	Symposium	Symposium														
Gut microbiota: What's new in 2016?			Oesophageal diseases: What's new in 2016?	Benign colorectal diseases: What's new in 2016?	Colorectal cancer: What's new in 2016?														

UEG Week Pathways Tool

See at one glance which sessions are most relevant and interesting for your specialty


Choose among 194 sessions which run in parallel with up to 20 at the same time. The UEG Week Pathways Tool helps you navigate through this huge choice, searching the scientific programme by topic.

The screenshot displays the UEG Week Pathways Tool interface. At the top, it shows the event details: "24th United European Gastroenterology Week, October 15-19, 2016 | Vienna, Austria". Below this is a navigation bar with various specialty categories: CHAIRMAN'S CHOICE, DIGESTIVE ONCOLOGY, DISEASE MECHANISMS, ENDOSCOPY, GUT MICROBIOTA, HEPATO-BILIARY, HISTO-PATHOLOGY, IBD, IMMUNO-LOGY, NEURO-GASTRO-ENTEROLOGY & MOTILITY, GASTRO-PHAGUS, PAEDIATRICS, PANCREAS, PRIMARY CARE, RADIOLOGY & IMAGING, SMALL INTESTINE & NUTRITION, STOMACH & H. PYLORI, SURGERY, and YOUNG GI TRACK. The main content area is a grid for Monday, October 17, 2016, with columns for rooms (A through 1.86) and rows for time slots (08:00-09:00 and 09:30-11:00). Sessions are listed in the cells, such as "Opening Session: Part 1" in Room A and "Free Paper Session: Established and new drugs in IBD" in Room B. A "YOUNG GI TRACK" banner is overlaid on the grid. At the bottom, there are sections for "Round Table Discussions" and "Scientific Centre (Hall X4)" with "E-Poster Lounge 1", "E-Poster Lounge 2", and "Hotspot".

Available on the
UEG Week App or
visit www.ueg.eu/week

Postgraduate Teaching Programme

Overview Icons



The scientific programme is as September 12, 2016.
Later changes are published in the online programme
and in the UEG Week App.

Course Directors

Marianna Arvanitakis, Belgium
Mark Fox, Switzerland
Roger Leicester, United Kingdom
Dominique Thabut, France
Herbert Tilg, Austria
Gijs van den Brink, The Netherlands

The syllabus for the Postgraduate Teaching Programme
will be available in the online programme as well as in
the UEG Library at www.ueg.eu/education/library.

Postgraduate Teaching Programme

Saturday, October 15, 2016

Plenary I

09:00 - 10:30 Room A
Peptic ulcer disease: Still important for gastroenterologists in 2016?
 Chairs: Christopher John Hawkey, United Kingdom
 Peter Malfertheiner, Germany



09:00 - 09:00 IP001
Welcome words by the UEG President
 Michael Manns, Germany

09:00 - 09:30 IP002
Peptic ulcer and functional dyspepsia: Changing pattern with opposing trends?
 Alexander Charles Ford, United Kingdom

09:30 - 09:45 IP003
Management of non-complicated peptic ulcer: A case-based presentation
 Tamara Matysiak Budnik, France

09:45 - 10:00 IP004
Management of bleeding peptic ulcer: A case-based presentation
 Krish Rangunath, United Kingdom

Debate
 10:00 - 10:15 IP005
Peptic ulcer is no longer an important clinical problem - Pro
 Christopher John Hawkey, United Kingdom

10:15 - 10:30 IP006
Peptic ulcer is no longer an important clinical problem - Con
 Peter Malfertheiner, Germany

Parallel Sessions

11:00 - 13:00 Room A
Video Case Session I: ERCP in normal and post-surgical anatomy
 Chairs: Thierry Ponchon, France
 Lars Aabakken, Norway



11:00 - 11:30 IP007
Biliary cannulation
 Paul Fockens, The Netherlands

11:30 - 12:00 IP008
Biliary sphincterotomy and precut
 Michael Häfner, Austria

12:00 - 12:30 IP009
Biliary stones
 Marianna Arvanitakis, Belgium

12:30 - 13:00 IP010
ERCP in post-surgical anatomy
 Lars Aabakken, Norway

Parallel Sessions

11:00 - 13:00 Room B
Update on Barrett's oesophagus
 Chairs: Jacques J. Bergman, The Netherlands
 Joachim Labenz, Germany



11:00 - 11:30 IP011
How does Barrett's oesophagus develop and progress, and how can it be prevented?
 Massimiliano di Pietro, United Kingdom

11:30 - 12:00 IP012
Barrett's oesophagus: Who to screen, and who and how to survey?
 Bas L. A. M. Weusten, The Netherlands

12:00 - 12:30 IP013
Treatment of Barrett's oesophagus: Who should be treated and how?
 Alexander Meining, Germany

Debate
 12:30 - 12:45 IP014
Barrett's oesophagus with low grade dysplasia should be treated with ablation therapy
 Stefan Seewald, Switzerland

12:45 - 13:00 IP015
Barrett's oesophagus with low grade dysplasia: Primum non nocere
 Arjun D. Koch, The Netherlands

Parallel Sessions

11:00 - 13:00 Room C
Proctology for the practical gastroenterologist
 Chairs: Anton Emmanuel, United Kingdom
 Ian Jenkins, United Kingdom



11:00 - 11:30 IP016
Common anorectal conditions: Recognition and management
 William Whitehead, USA

11:30 - 12:00 IP017
Clinical classification and assessment of defaecatory disorders
 Anton Emmanuel, United Kingdom

12:00 - 12:30 IP018
Medical and surgical treatment of defecatory disorders
 Giuseppe Chiarioni, Italy

12:30 - 13:00 IP019
Assessment and management of anal fistula
 Ian Jenkins, United Kingdom

Parallel Sessions

11:00 - 13:00 Room E1
Alcohol-related liver disease: Treatment and prevention
 Chairs: Philippe Mathurin, France
 Mark Thursz, United Kingdom



11:00 - 11:30 IP020
Epidemiology of alcohol-related liver disease and public health interventions
 Helena Cortez-Pinto, Portugal

11:30 - 12:00 IP021
Is liver biopsy necessary for the diagnosis of alcoholic hepatitis?
 Robert Goldin, United Kingdom

Debate
 12:00 - 12:15 IP022
Transplantation for alcohol-related liver disease is a waste of scarce resources - Pro
 James Neuberger, United Kingdom

12:15 - 12:30 IP023
Transplantation for alcohol-related liver disease is a waste of scarce resources - Con
 Philippe Mathurin, France

12:30 - 13:00 IP024
Psychosocial and pharmacological interventions for alcohol dependence
 Antoni Gual, Spain

Parallel Sessions

14:00 - 16:30 Room A
Video Case Session II: Diagnosis and management of early neoplasia in the upper GI tract
 Chairs: Mario Dinis-Ribeiro, Portugal
 Alexander Meining, Germany



14:00 - 15:00 IP025
Diagnosis and management of Barrett's oesophagus and associated neoplastic lesions
 Jacques J. Bergman, The Netherlands

15:00 - 16:00 IP026
Diagnosis and management of early gastric lesions
 Helmut Messmann, Germany

16:00 - 16:30 IP027
Approach to early duodenal neoplastic lesions
 Torsten Beyna, Germany

Parallel Sessions

14:00 - 16:30 Room B
Multidisciplinary management of colorectal cancer
 Chairs: Jeanin E. van Hooft, The Netherlands
 Bjorn Rembacken, United Kingdom



14:00 - 14:30 IP028
Diagnosis and workup of colorectal cancer
 Monique van Leerdam, The Netherlands

Tandem Talks
 14:30 - 14:45 IP029
Endoscopic or surgical resection for T1 rectal cancer? The surgeon's view
 Mario Morino, Italy

14:45 - 15:00 IP030
Endoscopic or surgical resection for T1 rectal cancer? The gastroenterologist's view
 Yutaka Saito, Japan

15:00 - 15:30 IP031
Strengths, weaknesses and threats of state of the art colonic surgery
 Pär Myrelid, Sweden

15:30 - 16:00 IP032
Treatment for the elderly poor-risk patient with colorectal cancer
 Dieter Hahnloser, Switzerland

Tandem Talks
 16:00 - 16:15 IP033
Stent or surgery for malignant colonic obstruction: The gastroenterologist's view
 Javier Jimenez, Spain

16:15 - 16:30 IP034
Stent or surgery for malignant colonic obstruction: The surgeon's view
 Yves Panis, France

Parallel Sessions

14:00 - 16:30 Room C
Primary Sclerosing Cholangitis (PSC) and Primary Biliary Cholangitis (PBC): Pearls for the clinician
 Chairs: Ulrich H. W. Beuers, The Netherlands
 Tom Hendrik Karlsen, Norway



14:00 - 14:30 IP035
Novel insights in the pathogenesis of PSC and PBC
 Gideon Hirschfeld, United Kingdom

14:30 - 15:00 IP036
Diagnostic challenges in PSC and other benign and malignant cholangiopathies
 Michael Trauner, Austria

15:00 - 15:30 IP037
The role of endoscopy in PSC
 Cyriel Y. Ponsioen, The Netherlands

15:30 - 16:00 IP038
Medical treatment in PBC and PSC: Where do we go from UDCA?
 Olivier Chazouilleres, France

16:00 - 16:30 IP039
Unmet clinical needs in PBC: Management of cholestatic pruritus and fatigue
 David Jones, Ireland

Parallel Sessions

14:00 - 16:30 Room E1
Chronic constipation: From bench to bedside
 Chairs: Robin Spiller, United Kingdom
 Jan Tack, Belgium



14:00 - 14:30 IP040
Pathogenesis and pathophysiology of constipation
 Maura Corsetti, United Kingdom

14:30 - 15:00 IP041
Diagnostic approach for chronic constipation
 Anton Emmanuel, United Kingdom

15:00 - 15:30 IP042
Behavioural treatment for chronic constipation
 William Whitehead, USA

15:30 - 16:00 IP043
Pharmacological treatment options for chronic constipation
 Paul Moayyedi, Canada

16:00 - 16:30 IP044
Surgical therapy for chronic constipation: When, why and how?
 Carolynne Vaizey, United Kingdom

Postgraduate Teaching Programme

Sunday, October 16, 2016

Parallel Sessions

08:30 - 10:30 Room A
Acute colitis: Medical and surgical therapy
 Chairs: Iris Dotan, Israel
 Willem Bemelman, The Netherlands



08:30 - 09:00 IP045
Efficacy of current medical treatment strategies: Are we getting better?
 Franck Carbonnel, France

09:00 - 09:30 IP046
What are the best new treatment options for acute colitis beyond anti-TNFs?
 Severine Vermeire, Belgium

Debate IP047
 09:30 - 09:45
Partial responders to rescue therapy require intensive outpatient medical therapy, not surgery
 Sandro Arduzzone, Italy

09:45 - 10:00 IP048
Partial responders to rescue therapy should be referred to early surgery
 Antonino Spinelli, Italy

Tandem Talks IP049
 10:00 - 10:15
The dysfunctioning pouch: The surgeon's view
 Willem A. Bemelman, The Netherlands

10:15 - 10:30 IP050
The dysfunctioning pouch: The gastroenterologist's view
 Ailsa Hart, United Kingdom

Parallel Sessions

08:30 - 10:30 Room B
How to improve quality in endoscopy
 Chairs: Horst Neuhaus, Germany
 Pierre Eisendrath, Belgium



08:30 - 09:00 IP051
Quality in endoscopy department design
 Roger Leicester, United Kingdom

09:00 - 09:30 IP052
Quality measurement in endoscopic practice
 Siwan Thomas-Gibson, United Kingdom

09:30 - 10:00 IP053
Quality in reporting
 Olivier Le Moine, Belgium

10:00 - 10:30 IP054
Quality in teaching
 Vivian Ekkelenkamp, The Netherlands

Parallel Sessions

08:30 - 10:30 Room C
Hot topics in chronic pancreatitis
 Chairs: Julia Mayerle, Germany
 Myriam Delhaye, Belgium



08:30 - 09:00 IP055
Genetics and other infrequent etiological factors in chronic pancreatitis: What needs to be tested and why?
 Markus M. Lerch, Germany

09:00 - 09:30 IP056
Autoimmune pancreatitis: An overlooked or overestimated disease?
 Vinciane Rebours, France

Tandem Talks IP057
 09:30 - 09:45
How to treat pain in patients with chronic pancreatitis: The gastroenterologist's view
 Asbjørn M. Drewes, Denmark

09:45 - 10:00 IP058
How to treat pain in patients with chronic pancreatitis: The surgeon's view
 Marja A. Boermeester, The Netherlands

10:00 - 10:30 IP059
Difficult clinical problems in treatment of chronic pancreatitis: A case-based presentation
 Andrea Tringali, Italy

Parallel Sessions

08:30 - 10:30 Room E1
Therapy update: Hepatitis C
 Chairs: Heiner Wedemeyer, Germany
 Marc Bourlière, France



08:30 - 09:00 IP060
Update on available drugs against HCV
 Alessio Aghemo, Italy

09:00 - 09:30 IP061
Open issues in HCV therapy
 Mario Reis Alvares-da-Silva, Brazil

09:30 - 10:00 IP062
HCV: Treatment of decompensated cirrhosis and post liver transplantation
 Marina Berenguer, Spain

Debate

10:00 - 10:15 IP063
Prioritisation or treating all HCV patients: Prioritisation is needed and reasonable
 Jerzy Jaroszewicz, Poland

10:15 - 10:30 IP064
Prioritisation or treating all HCV patients: All patients should receive antiviral therapy
 Alessandra Mangia, Italy

Parallel Sessions

08:30 - 10:30 Room E2
Optimal management of swallowing disorders in 2016
 Chairs: Nathalie Rommel, Belgium
 Shaheen Hamdy, United Kingdom



08:30 - 09:00 IP065
Epidemiology and psychosocial burden of dysphagia
 Shaheen Hamdy, United Kingdom

Tandem Talks

09:00 - 09:15 IP066
Assessment of swallowing function: Radiological view
 Olle Ekberg, Sweden

09:15 - 09:30 IP067
Assessment of swallowing function: Non-radiological view
 Nathalie Rommel, Belgium

09:30 - 10:00 IP068
Current and emerging treatments for oropharyngeal dysphagia
 Emilia Michou, United Kingdom

10:00 - 10:30 IP069
Optimal assessment and management of neurogenic pharyngeal dysphagia
 Rainer Dziewas, Germany

Clinical Case Based Session

11:00 - 13:00 Room A
IBD: Usefulness of symptoms and objective markers in disease monitoring
 Chairs: Krisztina Barbara Gecse, Hungary
 Charlie Lees, United Kingdom
 Moderator: Gijs R. van den Brink



11:00 - 11:30 IP070
Case Presentation
 Gareth Jones, United Kingdom

11:30 - 12:00 IP071
Symptoms, objective markers of disease activity and the role of endoscopy and imaging
 Charlie Lees, United Kingdom

12:00 - 12:30 IP072
Case Presentation
 Gareth Jones, United Kingdom

12:30 - 13:00 IP073
Monitoring and optimizing treatment with biologics utilizing biomarkers and therapeutic drug monitoring
 Krisztina Barbara Gecse, Hungary

Clinical Case Based Session

11:00 - 13:00 Room B
Small bowel tumours: Rare entities and how to find them
 Chairs: Peter Bauerfeind, Switzerland
 Thomas Rösch, Germany
 Moderator: Joost P.H. Drenth, The Netherlands



11:00 - 11:30 IP074
Case Presentation
 Stefan Groth, Germany

11:30 - 12:00 IP075
Evidence-based approach to capsule endoscopy
 Peter Bauerfeind, Switzerland

12:00 - 12:30 IP076
Case Presentation
 Stefan Groth, Germany

12:30 - 13:00 IP077
Evidence-based approach to enteroscopy
 Thomas Rösch, Germany

Clinical Case Based Session

11:00 - 13:00 Room C
Gastric polyps: Diagnostic and therapeutic approach
 Chairs: Oliver Pech, Germany
 Pradeep Bhandari, United Kingdom
 Moderator: Raf Bisschops, Belgium



11:00 - 11:30 IP078
Case Presentation
 Jürgen Pohl, Germany

11:30 - 12:00 IP079
Pathological and endoscopic differentiation of gastric polyps
 Pradeep Bhandari, United Kingdom

12:00 - 12:30 IP080
Case Presentation
 Jürgen Pohl, Germany

12:30 - 13:00 IP081
Endoscopic management of gastric polyps and neoplasia
 Oliver Pech, Germany

Clinical Case Based Session

11:00 - 13:00 Room E1
Diverticular disease: Medical and surgical management
 Chairs: Desmond C. Winter, Ireland
 Wolfgang Krus, Germany
 Moderator: Robin Spiller, United Kingdom



11:00 - 11:30 IP082
Case Presentation
 Gia P. Nguyen, Germany

11:30 - 12:00 IP083
Pathogenesis, classification and conservative management of acute diverticular disease
 Wolfgang Krus, Germany

12:00 - 12:30 IP084
Case Presentation
 Gia P. Nguyen, Germany

12:30 - 13:00 IP085
Clinical risk assessment and imaging guided surgical management of diverticulitis
 Desmond C. Winter, Ireland

Clinical Case Based Session

11:00 - 13:00 Room E2
Complications of liver cirrhosis
 Chairs: Dominique Thabut, France
 Raj Mookerjee, United Kingdom
 Moderator: Heinz Florian Hammer, Austria



11:00 - 11:30 IP086
Case Presentation
 Marika Rudler, France

11:30 - 12:00 IP087
Screening and prevention of complications of portal hypertension
 Dominique Thabut, France

12:00 - 12:30 IP088
Case Presentation
 Marika Rudler, France

12:30 - 13:00 IP089
Diagnosis and treatment of hepatic encephalopathy
 Raj Mookerjee, United Kingdom

Clinical Case Based Session

11:00 - 13:00 Room M
Fulminant hepatitis and liver transplantation
 Chairs: Julia Wendon, United Kingdom
 Claire Francoz, France
 Moderator: Bjorn Rembacken, The Netherlands



11:00 - 11:30 IP090
Case Presentation
 Mark McPhail, United Kingdom

11:30 - 12:00 IP091
Acute liver failure, organ failure support and prognostic models for decision making
 Claire Francoz, France

12:00 - 12:30 IP092
Case Presentation
 Mark McPhail, United Kingdom

12:30 - 13:00 IP093
Liver support systems and management of complications in the post transplantation period
 Julia Wendon, United Kingdom

Clinical Case Based Session

11:00 - 13:00 Room N1
Autoimmune liver disease: Diagnosis and treatment
 Chairs: Gerd Bouma, The Netherlands
 Michael Manns, Germany
 Moderator: Herbert Tilg, Austria



11:00 - 11:30 IP094
Case Presentation
 Ynto de Boer, The Netherlands

11:30 - 12:00 IP095
Autoimmune hepatitis: Diagnostic approach
 Michael Manns, Germany

12:00 - 12:30 IP096
Case Presentation
 Ynto de Boer, The Netherlands

12:30 - 13:00 IP097
Autoimmune hepatitis: Treatment and follow-up
 Gerd Bouma, The Netherlands

Clinical Case Based Session

11:00 - 13:00 Room N2
Obstruction and ileus
 Chairs: Ian Jenkins, United Kingdom
 Tom Moreels, Belgium
 Moderator: Roger Leicester, United Kingdom



11:00 - 11:30 IP098
Case Presentation
 Alaa Taha, Belgium

11:30 - 12:00 IP099
Causes and investigation of ileus, including differentiation between ileus, ischaemia and obstruction
 Tom Moreels, Belgium

12:00 - 12:30 IP100
Case Presentation
 Alaa Taha, Belgium

12:30 - 13:00 IP101
Surgical and endoscopic management of acute intestinal obstruction
 Ian Jenkins, United Kingdom

Clinical Case Based Session

11:00 - 13:00 Room L8
Endocrine tumours: What the gastroenterologists need to know
 Chairs: Jean-Luc Van Laethem, Belgium
 Philippe Ruzsiewicz, France
 Moderator: Mark Fox, Switzerland



11:00 - 11:30 IP102
Case Presentation
 Louis de Mestier, France

11:30 - 12:00 IP103
Diagnostic aspects
 Jean-Luc Van Laethem, Belgium

12:00 - 12:30 IP104
Case Presentation
 Louis de Mestier, France

12:30 - 13:00 IP105
Treatment aspects
 Philippe Ruzsiewicz, France

Clinical Case Based Session

11:00 - 13:00 Room 1.86
Management of weight loss and loss of appetite
 Chairs: André Van Gossum, Belgium
 Francisca Joly, France
 Moderator: Jean-François Dufour, France



11:00 - 11:30 IP106
Case Presentation
 Anneline Cremer, Belgium

11:30 - 12:00 IP107
Weight loss of undetermined etiology: Diagnostic approach
 André Van Gossum, Belgium

12:00 - 12:30 IP108
Case Presentation
 Anneline Cremer, Belgium

12:30 - 13:00 IP109
From obesity to undernutrition: The paradox of bariatric surgery
 Francisca Joly, France

Plenary II

14:00 - 16:00 Room A
Management of ulcerative colitis: Current and future treatment
 Chairs: Geert D'Haens, The Netherlands
 Walter Reinisch, Austria



14:00 - 14:30 IP110
Mesalazine: The art of optimal use
 Axel Dignass, Germany

14:30 - 15:00 IP111
Use of immunosuppressants in ulcerative colitis
 Iris Dotan, Israel

15:00 - 15:30 IP112
Anti-TNF or anti-Integrins? A patient tailored approach
 Gert Van Assche, Belgium








Debate

15:30 - 15:45 IP113
When everything fails: Drugs of the future!
 Gijs R. van den Brink, The Netherlands

15:45 - 16:00 IP114
When everything fails: Surgery!
 Willem A. Bemelman, The Netherlands

Scientific Programme by Day

Overview Icons

-  Livestream
-  Q&A
-  Audience Voting
-  Recorded Session
-  Rising Star
-  Top Abstract Prize
-  National Scholar

The scientific programme is as of September 12, 2016.
Later changes are published in the online programme
and in the UEG Week App.

Scientific Programme by Day

Monday, October 17, 2016

Opening Session

08:00 - 10:00 Room A

Opening Session: Part 1

Chairs: Magnus Simrén, Sweden
Michael Manns, Germany

08:00 - 08:05 IP115

Words of welcome

Magnus Simrén, Sweden

08:05 - 08:25 IP116

New treatment strategies for ulcerative colitis

Julian Panés, Spain

08:25 - 08:37 OP001

LAPAROSCOPIC ILEOCECAL RESECTION VERSUS INFLIX-IMAB TREATMENT OF TERMINAL ILEITIS IN CROHN'S DISEASE: THE LIRIC TRIAL ✦

Joline de Groof, The Netherlands; Willem A. Bemelman; Emma Eshuis; Tjibbe Gardenbroek; Patrick M. Bossuyt; Bart van Wagenveld; Menno A. Brink; Esther Consten; Christianne J. Buskens; Geert R. A. M. D'Haens; Pieter Stokkers; Cyriel Y. Ponsioen

08:37 - 08:57 IP117

New insights into gluten and wheat protein related disorders

Detlef Schuppan, Germany

08:57 - 09:12 IP118

UEG Research Prize

Ernst J. Kuipers, The Netherlands

09:12 - 09:24 OP002

CELL AUTONOMOUS AND NON-CELL AUTONOMOUS RESCUE OF NNOS DEFICIENT MOUSE COLON FOLLOWING IN VIVO ENTERIC NERVOUS SYSTEM STEM CELL TRANSPLANTATION ✦

Conor J. McCann, United Kingdom; Julie Cooper; Dipa Natarajan; Benjamin S. Jevans; Alan J. Burns; Nikhil Thapar

09:24 - 09:29 IP119

Laudation UEG Lifetime Achievement Awardee

Michael Trauner, Austria

09:29 - 09:34 IP120

UEG Lifetime Achievement Award

Günter Krejs, Austria

Tandem Talks

09:34 - 09:44 IP121

Advanced diagnostics for individualised medicine: Seeing is believing

Sarah Bohndiek, United Kingdom

09:44 - 09:54 IP122

Advanced diagnostics for individualised medicine: It's all in the blood!

Alberto Bardelli, Italy

09:54 - 10:04 IP123

Presidential address

Michael Manns, Germany

Opening Session

10:30 - 12:00 Room A

Opening Session: Part 2

Chairs: Magnus Simrén, Sweden
Paul Fockens, The Netherlands

10:30 - 10:50 IP124

What's new in Gastroenterology in 2016?

Jan Tack, Belgium

10:50 - 11:02 OP003

MULTIVARIATE MODELLING OF GUT MICROBIAL PROFILES PREDICTS RESPONSIVENESS TO A DIET LOW IN FODMAPS ✦

Sean M. P. Bennet, Sweden; Lena Böhn; Stine Störsrud; Therese Liljebo; Lena Collin; Per Johan Lindfors; Hans Törnblom; Lena Öhman; Magnus Simrén

11:02 - 11:07 IP125

UEG Journal Best Paper Award

Tara Raftery, Ireland

11:07 - 11:27 IP126

What's new in Endoscopy in 2016?

Michael Brethauer, Norway

11:27 - 11:39 OP004

ENDOSCOPIC OR SURGICAL STEP-UP APPROACH FOR NECROTIZING PANCREATITIS, A MULTI-CENTER RANDOMIZED CONTROLLED TRIAL ✦

Sandra van Brunshot, The Netherlands

11:39 - 11:59 IP127

What's new in Hepatology in 2016?

Rajiv Jalan, United Kingdom

Symposium

10:30 - 12:00 Room D

Post-operative management of Crohn's disease

Chairs: Geert D'Haens, The Netherlands
Martine De Vos, Belgium

10:30 - 10:52 IP128

Pathophysiology of post-operative recurrence

Matthieu Allez, France

11:16 - 11:38 IP135
Effects of mass eradication of *H. pylori* on morbidity and mortality
 Alexander C. Ford, United Kingdom

11:38 - 12:00 IP136
Potential negative health consequences of population-wide *H. pylori* eradication
 Franco Bazzoli, Italy

Symposium

10:30 - 12:00 Room E1
Clinical management of extraintestinal symptoms in GI diseases
 Chairs: Detlef Schuppan, Germany
 Kok-Ann Gwee, Singapore



10:30 - 10:52 IP137
Psychological comorbidity in GI diseases: A primer for the gastroenterologist
 Douglas Drossman, USA

10:52 - 11:14 IP138
Extraintestinal symptoms in IBS
 Lin Chang, USA

11:14 - 11:36 IP139
Extraintestinal manifestations of coeliac disease
 David S. Sanders, United Kingdom

11:36 - 11:58 IP140
Extraintestinal symptoms of IBD
 Cyriel Y. Ponsioen, The Netherlands

Symposium

10:30 - 12:00 Room E2
Update on chronic pancreatitis
 Chairs: Markus M. Lerch, Germany
 Martin L. Freeman, USA



10:30 - 10:52 IP141
Chronic pancreatitis: Disease presentation and complications
 Julia Mayerle, Germany

Debate

10:52 - 11:02 IP142
Endoscopic therapy for chronic pancreatitis
 Matthias Löhr, Sweden

11:02 - 11:12 IP143
Surgical therapy for chronic pancreatitis
 Christiane Bruns, Germany

11:12 - 11:34 IP144
Pain management in chronic pancreatitis: Standards and new developments
 Asbjørn M. Drewes, Denmark

11:34 - 11:56 IP145
Total pancreatectomy and islet transplantation: An option for the treatment of chronic pancreatitis
 Martin L. Freeman, USA

Symposium

10:30 - 12:00 Room F1
Quality indicators in upper GI endoscopy: Ready for prime time?
 Chairs: Mario Dinis-Ribeiro, Portugal
 Raf Bisschops, Belgium



10:30 - 10:52 IP146
Detection of early neoplastic lesions
 Naohisa Yahagi, Japan

10:52 - 11:14 IP147
Differentiation and delineation of early neoplastic lesions
 Andrea May, Germany

Tandem Talks

11:14 - 11:24 IP148
Need for histopathology: The endoscopist's view
 Marcia L. Canto, USA

11:24 - 11:34 IP149
Need for histopathology: The pathologist's view
 Massimo Rugge, Italy

11:34 - 11:56 IP150
How to correctly report your procedure?
 Alexander Meining, Germany

Symposium

10:30 - 12:00 Room F2
Food intake, metabolic disorders and endoscopy
 Chairs: Giovanni Barbara, Italy
 Marc Barthet, France



10:30 - 10:52 IP151
Rising Star: The gastric endocrine X/A-like cell as a unique dual regulator of food intake ✦
 Andreas Stengel, Germany

10:52 - 11:14 IP152
Endocrinological effects of bariatric procedures and duodenal exclusion
 Neil G. Docherty, Ireland

11:14 - 11:36 IP153
Bariatric endoscopic procedures
 Christopher C. Thompson, USA

11:36 - 11:58 IP154
Endoscopic resurfacing of the duodenal mucosa for type 2 diabetes
 Jacques Deviere, Belgium

Symposium

10:30 - 12:00 Room G
An update on the management of hepatocellular carcinoma
 Chairs: Tim Greten, USA
 Jean-François Dufour, Switzerland

10:30 - 10:52 IP155
Combined locoregional therapy
 Wolfgang Sieghart, Austria

10:52 - 11:14 IP156
New drugs
 Nisar P. Malek, Germany

11:14 - 11:26 OP013
APLN PROMOTES TUMORIGENICITY IN HEPATOCELLULAR CARCINOMA THROUGH ACTIVATING PI3K-AKT PATHWAY AND ITS EXPRESSION IS ASSOCIATED WITH POOR SURVIVAL IN PATIENTS
Huarong Chen, Hong Kong Prc; Qiaoyi Liang; Jiayun Shen; Joseph J. Y. Sung; Jun Yu

11:26 - 11:38 OP014
TUMORS SKEW THE CCR2-DEPENDENT ANTI-TUMOR IMMUNE RESPONSE INITIATED BY ONCOGENE-INDUCED SENEESCENCE TOWARDS TUMOR GROWTH PROMOTION
Tobias Eggert, USA; Mathias Heikenwälder; Xin W. Wang; Lars Zender; Tim Greten

11:38 - 12:00 IP157
Transplantation: Beyond the Milano criteria
 Patrizia Burra, Italy

Free Paper Session

10:30 - 12:00 Room K
Improvements of endoscopic resection techniques in the colon
 Chairs: Mostafa Ibrahim, Belgium
 Yutaka Saito, Japan

10:30 - 10:42 IP158
State-of-the-art introduction
 Yutaka Saito, Japan

10:42 - 10:54 OP015
COLD FORCEPS AVULSION (CFA) WITH ADJUVANT SNARE TIP SOFT COAGULATION (STSC) IS AN EFFECTIVE AND SAFE STRATEGY FOR THE MANAGEMENT OF NON-LIFTING LARGE LATERALLY SPREADING COLORECTAL LESIONS (NL-LSLS)
David J. Tate, Australia; Farzan Bahin; Lobke Desomer; Vikas Gupta; Mayenaaz Sidhu; Michael J. Bourke

10:54 - 11:06 OP016
SCISSORS TYPE KNIFE SIGNIFICANTLY IMPROVED SELF-COMPLETION RATE OF COLORECTAL ENDOSCOPIC SUBMUCOSAL DISSECTION PERFORMED BY SUPER-VISED RESIDENTS: A PROSPECTIVE RANDOMIZED TRIAL
Takeshi Yamashina, Japan; Yoji Takeuchi; Noriya Uedo

11:06 - 11:18 OP017
FEASIBILITY, SAFETY AND EFFICACY OF KNIFE ASSISTED RESECTION (KAR) OF RECTAL POLYPS EXTENDING TO THE DENTATE LINE: HOW LOW CAN YOU GO?
Kesavan Kandiah, United Kingdom; Fergus J. Q. J. Chedgy; Sreedhari Thayalasekaran; Sharmila Subramaniam; Rupam Bhattacharyya; Fergus Thursby-Pelham; Pradeep Bhandari

11:18 - 11:30 OP018
THERMAL ABLATION OF THE MARGIN OF THE POST ENDOSCOPIC MUCOSAL RESECTION (EMR) MUCOSAL DEFECT IS HIGHLY EFFECTIVE IN THE PREVENTION OF ADENOMA RECURRENCE FOLLOWING EMR. THE "SCAR" STUDY
 Amir Klein; Vanoo Jayasekeran; Luke Hourigan; David J. Tate, Australia; Rajvinder Singh; Gregor Brown; Farzan Bahin; Nicholas Burgess; Stephen J. Williams; Eric Lee; Michael J. Bourke

11:30 - 11:30 OP019
EVALUATION OF THE LONG-TERM OUTCOMES OF ENDOSCOPIC SUBMUCOSAL DISSECTION PERFORMED WITH A SCISSORS-TYPE KNIFE FOR EARLY COLORECTAL NEOPLASMS
Toshio Kuwai, Japan; Toshiki Yamaguchi; Hiroki Imagawa; Yuki Sumida; Takeshi Takasago; Yuki Miyasako; Tomoyuki Nishimura; Sumio Iio; Atsushi Yamaguchi; Hirotaka Kouno; Hiroshi Kohno

11:30 - 11:30 OP020
THE EFFICACY OF THE NOVEL TISSUE GRASPER-CLIPS TECHNIQUE FOR LARGE SIGMOID COLON PERFORATIONS IN EXPERIMENTAL SIMULATION MODEL
 SU J. HAN; Yonho Jung, Republic of Korea; Il-Kwon Chung; Young S. Cho; Tae H. Lee; Sang-Heum Park; Sun-Joo Kim

Symposium

10:30 - 12:00 Room M
Hot topics from Latin America
 Chairs: Michael Manns, Germany
 Luis Carlos Sabbagh, Colombia

10:30 - 10:52 IP159
Advances in endoscopic treatment of the upper GI tract
 Fabian Emura, Colombia

10:52 - 11:14 IP160
ERCP – New frontiers
 Guillermo de la Mora, Mexico

11:14 - 11:36 IP161
Endoscopic necrosectomy: Indications and results
 José C. Ardengh, Brazil

11:36 - 11:48 OP021
ENDOSCOPIC TREATMENT OF COMPLEX BILIARY STONES: SPYGLASS + ELECTROHYDRAULIC LITHOTRIPSY X BALLOON DILATION OF THE MAJOR PAPANILLA - PRELIMINARY RESULTS OF A RANDOMIZED CONTROLLED TRIAL
Tomazo Franzini, Brazil; Renata N. Moura; Gustavo O. Luz; Marcos E. L. dos Santos; Thiago F. de Souza; Gustavo L. R. Silva; Sergio E. Matuguma; Spencer Cheng; Priscilla C. Bonifacio; Luiz A. C. D'Albuquerque; Paulo Sakai; Eduardo G. H. de Moura

11:48 - 12:00 OP022
SAFETY AND EFFICACY OF HYBRID-APC IN GASTRIC ANTRAL VASCULAR ECTASIA (GAVE): A PILOT STUDY
Oscar V. V. Hernandez Mondragon, Mexico; Gerardo Blanco Velasco; Juan M. Blancas Valencia

Translational Basic Science

10:30 - 12:00 Room 1.61/1.62
Prevention of GI cancers: Nutrition and chemoprevention
 Chairs: Thomas Aparicio, France
 Roger Leicester, United Kingdom



10:30 - 10:52 IP162
What is the evidence from epidemiological studies?
 Krasimira Aleksandrova, Germany

10:52 - 11:14 IP163
What is the evidence from lab studies?
 Luigi Ricciardiello, Italy

11:14 - 11:36 IP164
What is the evidence from clinical trials?
 Andrew T. Chan, USA

11:36 - 11:48 OP023
CD24 INDUCES THE ACTIVATION OF B-CATENIN IN INTESTINAL TUMORIGENESIS
Ahmad Fokra, Israel; Shiran Shapira; Dina Kazanov; Faina Bedny; Eli Brazowski; Chen Varol; Sarah Kraus; Nadir Arber

11:48 - 12:00 OP024
LOSS OF PTPN2 IN MACROPHAGES AGGRAVATES COLITIS BUT PROTECTS FROM COLORECTAL TUMOUR FORMATION
Marianne R. Spalinger, Switzerland; Stephanie H. Kasper; Susan Bengs; Claudia Gottier; Kirstin Atrott; Tina Raselli; Gerhard Rogler; Michael Scharl

Today's Science, Tomorrow's Medicine

10:30 - 12:00 Room N1
A new era of imaging in GI diseases
 Chairs: Evelien Dekker, The Netherlands
 Iris D. Nagtegaal, Netherlands



10:30 - 10:52 IP165
Endoscopic molecular imaging
 Massimiliano di Pietro, United Kingdom

10:52 - 11:14 IP166
PET/SPECT
 Ambros Beer, Germany

11:14 - 11:36 IP167
MRI
 Simon Walker-Samuel, United Kingdom

11:36 - 11:58 IP168
Imaging techniques for the future: What is on the horizon?
 Sarah Bohndiek, United Kingdom

Free Paper Session

10:30 - 12:00 Room N2
New perspectives in diagnostic and therapeutic EUS
 Chairs: Todd H. Baron, USA
 Peter Vilman, Denmark

10:30 - 10:42 IP169
State-of-the-art introduction
 Todd H. Baron, USA

10:42 - 10:54 OP025
LOW PROCUREMENT YIELD AND DIAGNOSTIC ACCURACY OF EUS-GUIDED FINE NEEDLE BIOPSY OF TRANSDUODENAL LESIONS USING THE 19-GAUGE FLEXIBLE NEEDLE: A LARGE MULTICENTER PROSPECTIVE STUDY
Mihai Rimbas, Romania; Fabia Attili; Carlo Fabbri; Ichiro Yasuda; Lorenzo Fuccio; Laurent Palazzo; Iliaria Tarantino; John DeWitt; Leonardo Frazzoni; Alberto Larghi

10:54 - 11:06 OP026
RANDOMIZED TRIAL COMPARING THE 22 AND 25 GAUGE NEEDLES USING THE SUCTION-IN AND NO-SUCTION (SINS) TECHNIQUES FOR EUS-GUIDED FNA OF PANCREATIC MASSES
Ji Y. Bang, USA; Shantel Hebert-Magee; Muhammad Hasan; Udayakumar Navaneethan; Robert Hawes; Shyam Varadarajulu

11:06 - 11:18 OP027
EUS-GUIDED BILIARY DRAINAGE VERSUS PERCUTANEOUS BILIARY DRAINAGE: RESULTS OF A MULTICENTER RANDOMIZED PHASE II STUDY
Erwan Bories, France; Jean P. Ratone; Fabrice Caillol; Christian Pesenti; Christophe Zemmour; Jean-Marie Boher; Dominique Genre; Marc Barthelet; Bertrand Napoléon; Marc Giovannini

11:18 - 11:30 OP028
EUS-GUIDED GASTROENTEROSTOMY IS COMPARABLE TO ENTERAL STENTING IN TERMS OF TECHNICAL FEASIBILITY AND CLINICAL SUCCESS WITH LOWER RATES OF RE-INTERVENTION: AN INTERNATIONAL MULTICENTER COMPARATIVE STUDY
Yen-I Chen, USA; Takao Itoi; Todd H. Baron; Jose Nieto; Yamile Haito-Chavez; Ian S. Grimm; Saowanee Ngamruengphong; Majidah Bukhari; Gulara Hajiyeva; Amr Ismail; Awad Alawad; Vivek Kumbhari; Mouen Khashab

11:30 - 11:42 OP029
DEDICATED BI-FLANGED METAL STENT WITH ENDOSCOPIC "STEP-UP APPROACH" REDUCES THE NEED FOR DIRECT NECROSECTOMY IN WON - LARGE EXPERIENCE FROM A SINGLE TERTIARY CARE CENTRE.
Sundeep Lakhtakia, India; Jahangeer Basha; Rupjyoti Talukdar; Rajesh Gupta; Mohan K. Ramchandani; BVN K. Sureddi; Partha Pal; Zaheer Nabi; Rakesh Kalpala; Palle M. Reddy; Jagadeesh R. Singh; Rebala Pradeep; G. V. Rao; D. N. Reddy

11:42 - 11:54 OP030
CLINICAL OUTCOME AFTER BILIARY DRAINAGE FOR METASTATIC COLORECTAL CANCER: SURVIVAL ANALYSIS AND PRONOSTIC FACTORS
Floriane Sellier, France; Erwan Bories; Camille Sibertin-Blanc; Karolina Griffiths; Laetitia Dahan; Marc Giovannini; Jean Gaudart; Jean F. Seitz; René Laugier; Philippe Grandval

Free Paper Session

10:30 - 12:00 Room L7
Mechanisms of Primary Sclerosing Cholangitis
 Chairs: Tim Lankisch, Germany
 Erik Schrupf, Norway

10:30 - 10:42 IP170
State-of-the-art introduction
 Tim Lankisch, Germany

10:42 - 10:54 OP031
BILE DUCT INFLAMMATION ASSESSED BY BILIARY CALPROTECTIN AND NEUTROPHILS CORRELATES WITH RISK OF BILIARY DYSPLASIA AND CHOLANGIOCARCINOMA
Martti A. Färkkilä, Finland; Harri Mustonen; Kalle Jokelainen; Johanna Arola; Henrik Alftan

10:54 - 11:06 OP032
TARGET-SPECIFIC ANTI-PANCREATIC ANTIBODIES ARE FREQUENT IN PATIENTS WITH PRIMARY SCLEROSING CHOLANGITIS AND ASSOCIATED WITH POOR DISEASE OUTCOME
Mária Papp, Hungary; Tamas Tornai; Nora Sipeki; Zsuzsanna Vitalis; Istvan Tornai; Kai Fechner; Dirk Roggenbuck; David Tornai; Gary L. Norman; Zakera Shums; Gabor Veres; Peter Orosz; Bela Lombay; Judit Gervain; Gabriella Par; Alajos Par; Peter L. Lakatos; Ferenc Szalay; Peter Antal-Szalmás

11:06 - 11:18 OP033
GUT BARRIER FAILURE BIOMARKERS ARE ASSOCIATED WITH POOR DISEASE OUTCOME IN PATIENTS WITH PRIMARY SCLEROSING CHOLANGITIS
 Tamas Tornai; Gyorgy Kovacs; Zsuzsanna Vitalis; Istvan Tornai; Kai Fechner; Dirk Roggenbuck; David Tornai; Gary L. Norman; Gabor Veres; Zakera Shums; Peter Orosz; Bela Lombay; Judit Gervain; Gabriella Par; Alajos Par; Peter L. Lakatos; Ferenc Szalay; Peter Antal-Szalmás; Mária Papp, Hungary

11:18 - 11:30 OP034
COMPARISONS OF IMAGING AND BILIARY BIOPSY BETWEEN IGG4-RELATED SCLEROSING CHOLANGITIS AND EXTRAHEPATIC CHOLANGIOCARCINOMA.
Toru Matsui, Japan; Hiroyuki Matsubayashi; Hirotoishi Ishiwatari; Sayo Ito; Noboru Kawata; Kenichiro Imai; Masaki Tanaka; Kohei Takizawa; Naomi Kakushima; Kinichi Hotta; Hiroyuki Ono

11:30 - 11:42 OP035
SELECTIVE TARGETING OF FXR? ISOFORMS BY NOVEL BILE ACID DERIVATIVES IS ASSOCIATED WITH INHIBITION OF LIPOTOXICITY IN LIVER CELLS
Hugo M. D. S. Brito, Portugal; Salette Batista; Maria M. C. Silva; Jorge Salvador; Rui E. Castro; Cecília M. P. Rodrigues

11:42 - 11:54 OP036
THE IMPACT OF PNPLA3 (RS738409 C>G P.I148M) ALLELE DOSE ON DISEASE COURSE IN PRIMARY SCLEROSING CHOLANGITIS (PSC)
Martti A. Färkkilä, Finland; Hannu Kautiainen; Kalle Jokelainen; Johanna Arola; Kimmo Kontula

Free Paper Session

10:30 - 12:00 Room L8
Basic mechanisms of intestinal carcinogenesis
 Chairs: C. Richard Boland, USA
 Trevor A. Graham, United Kingdom

10:30 - 10:42 IP171
State-of-the-art introduction
 C. Richard Boland, USA

10:42 - 10:54 OP037
TRANSGENIC EXPRESSION OF HUMAN LYSOPHOSPHATIDIC ACID RECEPTOR (LPA2) IN MOUSE INTESTINAL EPITHELIAL CELLS INDUCES INTESTINAL DYSPLASIA
Michihiro Yoshida, Japan; Chris Yun; Kazuki Hayashi; Teshshin Ban; Itaru Naitoh; Hiromu Kondo; Yuji Nishi; Shuichiro Umemura; Yasuaki Fujita; Makoto Natsume; Akihisa Kato; Hirotaka Ohara; Takashi Joh

10:54 - 11:06 OP038
CELL-SPECIFIC ROLE OF CALCINEURIN IN INTESTINAL TUMOR DEVELOPMENT
Kenneth Peuker, Germany; Stefanie Muff; Jun Wang; Marijana Basic; Anne Strigli; Arthur Kaser; Alexander Arlt; Gijs R. van den Brink; Clemens Schafmayer; Jan-Hendrik Egberts; Thomas Becker; André Bleich; Christoph Röcken; Jochen Hampe; Stefan Schreiber; John Baines; Richard S. Blumberg; Sebastian Zeissig

11:06 - 11:18 OP039
ALIX POSITIVE EXOSOMES IN COLORECTAL ADENOMA-CARCINOMA SEQUENCE
Gabor Valcz; Orsolya Galamb; Tibor Krenacs; Arpad V. Patai, Hungary; Sándor Spisák; Alexandra Kalmár; Barnabas Wichmann; Kristóf Dede; Zsolt Tulassay; Bela Molnar

11:18 - 11:30 OP040
NHERF2 REGULATES COLON CANCER PROGRESS VIA STAT3
Michihiro Yoshida, Japan; Chris Yun; Kazuki Hayashi; Teshshin Ban; Itaru Naitoh; Hiromu Kondo; Yuji Nishi; Shuichiro Umemura; Yasuaki Fujita; Makoto Natsume; Akihisa Kato; Hirotaka Ohara; Takashi Joh

11:30 - 11:42 OP041
THE EXTRACELLULAR MATRIX PROTEIN EMILIN2 AS A REGULATOR OF THE MYELOID RESPONSE IN A MODEL OF INFLAMMATION-INDUCED COLON CARCINOGENESIS.
Eva Andreuzzi, Italy; Alice Paulitti; Giulia Tarticchio; Emma Di Carlo; Rosanna Pellicani; Alfonso Colombatti; Renato Cannizzaro; Maurizio Mongiat

11:42 - 11:54 OP042
THE ROLE OF MIRNA-145 IN COLON CANCER STEM CELL-LIKE CELLS
Sofia E. Gomes, Portugal; Diane M. Pereira; André E. S. Simões; Rui E. Castro; Pedro M. Borralho; Cecília M. P. Rodrigues

Free Paper Session

10:30 - 12:00 Room 1.86
Gastroduodenal damage: *H.pylori*, acid and bile
 Chairs: Nikola Panic, Serbia
 Nicola Jones, Canada

10:30 - 10:42 IP172
State-of-the-art introduction
 Nicola Jones, Canada

10:42 - 10:54 OP043
PAN-EUROPEAN REGISTRY ON *H. PYLORI* MANAGEMENT (HP-EUREG): INTERIM ANALYSIS OF THE RESCUE TREATMENT WITH BISMUTH, LEVOFLOXACIN AND AMOXICILLIN
Adrian G. McNicholl, Spain; Francis Megraud; Bojan Tepe; Marino Venerito; Antonio Gasbarrini; Dmitry S. Bordin; Manuel Castro; Juan Ortuño; Javier Molina Infante; Jesus Barrio; Jean-Charles Delchier; Maria G. Donday; Olga P. Nyssen; Colm O'Morain; Javier P. Gisbert

10:54 - 11:06 OP044
ERADICATION RATES OF HELICOBACTER PYLORI USING A NEW GASTRIC ACID SUPPRESSANT, VONOPRAZAN, COMPARED WITH AN ESOOMEPRAZOLE REGIMEN
Masahiro Tsujimae, Japan; Hiroshi Yamashita; Atsushi Kanamori; Kei Matsumoto; Akio Koizumi; Takaaki Eguchi; Akihiko Okada

11:06 - 11:18 OP045
STROMAL MYOFIBROBLASTS ORCHESTRATE GASTRIC EPITHELIAL WNT-SIGNALING AND STEM CELL KINETICS IN HEALTH AND DISEASE
Michael Sigal, Germany; Manuel R. Amieva; Thomas Meyer

11:18 - 11:30 OP046
THE ANTI-APOPTOTIC FACTOR CLUSTERIN IS INVOLVED IN HYPERGASTRINEMIA-INDUCED REMODELING OF THE GASTRIC OXYNTIC MUCOSA
Pål Vange, Norway; Torunn Bruland; Berit Doseeth; Mirta M. Sousa; Øystein Sørdal; Gunnar Qvigstad; Reidar Fossmark; Helge L. Waldum; Arne K. Sandvik; Ingunn Bakke

11:30 - 11:42 OP047
THE GREAT MAJORITY OF THE *H. PYLORI* INFECTED POPULATION HAS REDUCED INTRAGASTRIC ACIDITY WHICH IS MOST MARKED CLOSE TO THE GASTRO-ESOPHAGEAL JUNCTION.
David Mitchell, United Kingdom; Mohammad Derakhshan; Angela Wirz; Clare Orange; David Hughes; Stuart Ballantyne; James Goings; Kenneth McColl

11:42 - 11:54 OP048
ASSOCIATION BETWEEN LUMINAL BILE SALT CONTENT AND DUODENAL MUCOSAL INTEGRITY IN HEALTHY VOLUNTEERS
Dorien Beeckmans, Belgium; Danny Riethorst; Ricard L. Farré Marti; Patrick Augustijns; Jan Tack; Hanne Vanheel

Free Paper Session

10:30 - 12:00 Hotspot

Abstracts on Fire: GORD on FireChairs: Lesley Houghton, USA
Martin Ďuriček, Slovak Republic

10:30 - 10:40 OP049

MUCOSAL AFFERENT NERVES ARE MORE SUPERFICIAL IN THE DISTAL ESOPHAGUS OF PATIENTS WITH NERD COMPARED TO CONTROLS

Philip Woodland, United Kingdom; Federica Grassi; Nikos Koukias; Chung Lee; Rubina Aktar; Madusha Peiris; Ashley Blackshaw; Daniel Sifrim

10:40 - 10:50 OP050

MUCOSAL INTEGRITY AND SENSITIVITY TO ACID OF THE PROXIMAL ESOPHAGUS IN PATIENTS WITH GASTROESOPHAGEAL REFLUX DISEASE

Froukje B. van Hooij, The Netherlands; Pim W. Weijnenborg; Marius A. van den Bergh Weerman; Rene M. van den Wijngaard; Joanne Verheij; André Smout; Albert J. Bredenoord

10:50 - 11:00 OP051

LARYNGOPHARYNGEAL SYMPTOMS IN PRIMARY CARE: USEFULNESS OF SALIVARY PEPSIN MEASUREMENT IN PREDICTING GERDAlberto Bozzani; Rudi De Bastiani; Marco Della Coletta, Italy; Edoardo Savarino; Ignazio Grattagliano

11:00 - 11:10 OP052

INADEQUATE SYMPTOM CONTROL ON LONG-TERM PPI THERAPY IN GERD? FACT OR FICTION? (LOPA II STUDY)Joachim Labenz, Germany; Gisela Labenz; Dietmar Stephan; Frank Willeke

11:10 - 11:20 OP053

EFFICACY OF ACOTIAMIDE IN PATIENTS WITH GASTROESOPHAGEAL REFLUX DISEASE UNRESPONSIVE TO PROTON PUMP INHIBITOR THERAPYHiroshi Yamashita, Japan; Atsushi Kanamori; Akihiko Okada

11:20 - 11:30 OP054

A RANDOMIZED CONTROLLED TRIAL TO ASSESS THE CLINICAL EFFICACY OF ESOPEPRAZOLE VS. VONOPRAZAN FOR RESOLUTION OF GASTRO-ESOPHAGEAL REFLUX DISEASE SYMPTOMS IN NEWLY DIAGNOSED PATIENTS.

Shinichi Ishihara, Japan

11:30 - 11:40 OP055

EFFICACY AND SAFETY OF THE ENDOLUMINAL MANAGEMENT OF REFRACTORY GASTROESOPHAGEAL REFLUX WITH BAND LIGATIONWaseem M. Seleem, Egypt; Amr S. Hanafy

11:40 - 11:50 OP056

ENDOSTIM® LES STIMULATION THERAPY IMPROVES GERD IN PATIENTS WITH LAPAROSCOPIC SLEEVE GASTRECTOMY (LSG)

Yves Borbély, Switzerland; Alejandro Nieponice; Leonardo Rodríguez; Henning Schulz; Camilo Ortiz; Michael Talbot; David Martin; Nicole Bouvy

11:50 - 12:00 OP057

ELECTRICAL STIMULATION OF THE LES - AN EMERGING THERAPY FOR GERD PATIENTS WITH FAILED ESOPHAGEAL PERISTALSISMauricio Ramirez; Cecilia Zubieta; Franco Ciotola; Claudio Bilder; Andres DiTaranto; Adolfo Badaloni; Alejandro Nieponice, Argentina

Symposium

12:15 - 13:15 Hotspot

Moving GI education into the future: Current challenges, future needsChairs: Heinz Florian Hammer, Austria
Isabelle Cremers, Portugal

12:15 - 12:30 IP173

The perspective of the European Board of Gastroenterology and Hepatology: Curriculum and board examination
Ian Barrison, United Kingdom

12:30 - 12:45 IP174

The perspective of UEG: Educational opportunities - Bench to bedside

Heinz F. Hammer, Austria

12:45 - 13:00 IP175

The perspective of the trainee

Valeria Castro, Sweden

13:00 - 13:15 IP176

PANEL DISCUSSION

Round Table Discussion

12:45 - 13:45 Room G

How to use FODMAPs and other diets in your clinical practice?

Chair: Kevin Whelan, United Kingdom

Experts: Kevin Whelan, United Kingdom

Giovanni Barbara, Italy

Jessica Biesiekierski, Belgium

Pali Hungin, United Kingdom

Round Table Discussion

12:45 - 13:45 Room K
Colonoscopic surveillance strategies
 Chair: Bjorn Rembacken, United Kingdom
 Experts: Bjorn Rembacken, United Kingdom
 Evelien Dekker, The Netherlands
 Matthew Rutter, United Kingdom
 Michal Filip Kaminski, Poland

Round Table Discussion

12:45 - 13:45 Room L7
Optimal management of gastric cardia cancers
 Chair: Paul Fockens, The Netherlands
 Experts: Paul Fockens, The Netherlands
 Giovanni de Manzoni, Italy
 Fatima Carneiro, Portugal
 Anna Dorothea Wagner, Switzerland

Round Table Discussion

12:45 - 13:45 Room L8
Bacterial infections in end stage liver disease
 Chair: Dominique Thabut, France
 Experts: Dominique Thabut, France
 Thomas Reiberger, Austria
 Bogdan Dumitru Procopet, Romania
 Jonel Trebicka, Germany

Symposium

14:00 - 15:30 Room A
Best of DDW
 Chairs: Michael Manns, Germany
 Timothy C. Wang, USA



14:00 - 14:18 IP177
GI oncology
 C. R. Boland, USA

14:18 - 14:36 IP178
Liver
 Robert Fontana, USA

14:36 - 14:54 IP179
IBD
 Deborah D. Proctor, USA

14:54 - 15:12 IP180
Oesophagus and upper GI
 Stuart J. Spechler, USA

15:12 - 15:30 IP181
Pancreatic disorders
 Santhi S. Vege, USA

Symposium

14:00 - 15:30 Room D
Management of bloating and flatulence
 Chairs: Marc Benninga, The Netherlands
 Jutta Keller, Germany



14:00 - 14:22 IP182
Which patients are we referring to?
 Vincenzo Stanghellini, Italy

14:22 - 14:44 IP183
Dietary treatment
 Jessica Biesiekierski, Belgium

14:44 - 15:06 IP184
Drug treatment
 Carmelo Scarpignato, Italy

15:06 - 15:28 IP185
Behavioural therapy
 Fernando Azpiroz, Spain

Symposium

14:00 - 15:30 Room B
Therapy update: Therapeutic EUS - New indications
 Chairs: Alexander Meining, Germany
 J. Enrique Dominguez-Munoz, Spain



14:00 - 14:22 IP186
EUS-guided biliary duct drainage
 Marc Giovannini, France

14:22 - 14:44 IP187
Pancreatic duct drainage: When the tranpapillary route is impossible
 Jacques Deviere, Belgium

14:44 - 15:06 IP188
EUS-guided hemostasis
 Marc Barthet, France

15:06 - 15:28 IP189
EUS-guided therapies for pancreatic cancer
 Paul Fockens, The Netherlands

Symposium

14:00 - 15:30 Room C
Endoscopy performance measures: What you should be doing
 Chairs: Ecaterina Daniela Dobru, Romania
 Matthew Rutter, United Kingdom



Tandem Talks
 14:00 - 14:10 IP190
Upper GI performance measures
 Ecaterina D. Dobru, Romania

14:10 - 14:20	IP191	15:08 - 15:30	IP198
Lower GI performance measures Michal F. Kaminski, Poland		Pros and cons of accessories for improving detection Ralf Kiesslich, Germany	
14:20 - 14:30	IP192	Symposium	
Small bowel performance measures Cristiano Spada, Italy		14:00 - 15:30	Room E2
14:30 - 14:40	IP193	Management of oesophageal motility disorders Chairs: Edoardo Savarino, Italy Guy E. Boeckstaens, Belgium	
Pancreatobiliary performance measures Dirk Domagk, Germany		   	
14:40 - 15:02	IP194	14:00 - 14:22	IP199
Endoscopy service performance measures Roland Valori, United Kingdom		Diagnostic approach Sabine Roman, France	
15:02 - 15:24	IP195	14:22 - 14:44	IP200
PANEL DISCUSSION		Botulinum toxin and balloon dilatation Peter D. Siersema, The Netherlands	
Symposium		14:44 - 15:06	IP201
14:00 - 15:30	Room E1	Peroral Endoscopic Myotomy (POEM) Guido Costamagna, Italy	
Improving the adenoma detection rate Chairs: Jaroslaw Regula, Poland Marcia Irene Canto, USA		15:06 - 15:28	IP202
  		Laparoscopic myotomy Giovanni Zaninotto, Italy	
14:00 - 14:22	IP196	Symposium	
Optimising colon preparation and performance of colonoscopy Cesare Hassan, Italy		14:00 - 15:30	Room F1
14:22 - 14:34	OP058	Japanese European perspectives: Endoscopic classifications update Chairs: Hisao Tajiri, Japan Lars Aabakken, Norway	
ENDOCUFF-ASSISTED COLONOSCOPY OUTPERFORMS CONVENTIONAL COLONOSCOPY TO DETECT MISSED-ADENOMAS: EUROPEAN MULTICENTER, RANDOMIZED, BACK-TO-BACK STUDY. Konstantinos Triantafyllou, Greece; Dimitrios Polymeros; Periklis Apostolopoulos; Catarina Brandão; Paraskevas Gkolfakis; Alessandro Repici; Ioannis S. Papanikolaou; Mario Dinis-Ribeiro; Georgios Alexandrakis; Cesare Hassan		  	
14:34 - 14:46	OP059	14:00 - 14:15	IP203
THE DIAGNOSTIC ABILITY OF A COMPUTER-AIDED DIAGNOSIS SYSTEM FOR NARROW-BAND IMAGING ENDOCYTOSCOPY IS COMPARABLE TO THAT OF EXPERT ENDOSCOPISTS Masashi Misawa, Japan; Shin-ei Kudo; Yuichi Mori; Kenichi Takeda; Yasuharu Maeda; Shinichi Kataoka; Hiroki Nakamura; Toyoki Kudo; Kunihiro Wakamura; Takemasa Hayashi; Hideyuki Miyachi; Atsushi Katagiri; Toshiyuki Baba; Fumio Ishida; Haruhiro Inoue; Masahiro Oda; Kensaku Mori		Squamous cell carcinoma of the oesophagus Haruhiro Inoue, Japan	
14:46 - 15:08	IP197	14:15 - 14:30	IP204
Impact of new generation of endoscopes Thierry Ponchon, France		Barrett's dysplasia Oliver Pech, Germany	
		14:30 - 14:45	IP205
		Early gastric cancer: Diagnostic algorithm Kenshi Yao, Japan	
		14:45 - 15:00	IP206
		Colorectal neoplasia: Narrow band imaging international colorectal endoscopic classification Evelien Dekker, The Netherlands	
		15:00 - 15:15	IP207
		Colorectal neoplasia: Japan narrow band imaging expert team classification Yutaka Saito, Japan	
		15:15 - 15:30	IP208
		IBD - Endoscopic classification James E. East, United Kingdom	

Symposium

14:00 - 15:30 Room F2
Liver diseases beyond alcohol, fatty liver and viral hepatitis
 Chairs: Soo Aleman, Sweden
 James Neuberger, United Kingdom



14:00 - 14:22 IP209
Vascular liver manifestations of systemic diseases
 Isabelle Colle, Belgium

14:22 - 14:44 IP210
Rising Star: The role of keratins and iron metabolism in the digestive system ✦
 Pavel Strnad, Germany

Tandem Talks

14:44 - 14:54 IP211
Genetic liver disease in childhood
 Ulrich Baumann, Germany

14:54 - 15:04 IP212
Genetic liver disease in adults
 Peter Ferenci, Austria

15:04 - 15:26 IP213
Polycystic liver disease and Caroli disease
 Joost P. H. Drenth, The Netherlands

Free Paper Session

14:00 - 15:30 Room G
Long-term management of IBD
 Chairs: Gerassimos Mantzaris, Greece
 Gareth Jones, United Kingdom

14:00 - 14:12 IP214
State-of-the-art introduction
 Gerassimos Mantzaris, Greece

14:12 - 14:24 OP060
LYMPHOMA IN PATIENTS WITH INFLAMMATORY BOWEL DISEASE: A FRENCH NATIONWIDE OBSERVATIONAL COHORT STUDY
Magali Lemaitre, France; Julien Kirchgerner; Annie Rudnichi; Fabrice Carrat; Antoine Racine; Mahmoud Zureik; Rosemary Dray-Spira; Franck Carbonnel

14:24 - 14:36 OP061
INCIDENT CANCER IN INFLAMMATORY BOWEL DISEASE: RISK FACTORS IN A LONG TERM MULTICENTER NESTED CASE-CONTROL IG-IBD STUDY AT 4 YEARS
Livia Biancone, Italy; Alessandro Armuzzi; Maria L. Scribano; Renata D'Inca; Fabiana Castiglione; Erika Angelucci; Marco Daperno; Claudio Papi; Carmelina Petruzzello; Luisa Spina; Luisa Guidi; Anna Kohn; Filippo Mocchiari; Patrizia Alvisi; Alessandra Ruffa; Walter Fries; Gabriele Riegler; Emma Calabrese; Sara Renna; Roberto Di Mitri; Francesca Rogai; Gianmichele Meucci; Sandro Ardizzone; Maurizio Vecchi; Alessandra Rossi; Ambrogio Orlando; Francesco Pallone

14:36 - 14:48 OP062
USE OF IMMUNOSUPPRESSANTS AND BIOLOGICAL AGENTS IN IBD PATIENTS WITH PAST HISTORY OF CANCER
Miriam Mañosa Círia, Spain; Alba Juan Juan; Jordi Guardiola; Ignacio Alfaro Perez; Miguel Minguez; Benito Velayos; Jose M. Benítez Cantero; Francisco Mesonero; Maria Chaparro; Beatriz Siciilia Aladrén; Yamile Zabana; Albert Villoria; Rufo Lorente Poyatos; Maria P. Martinez Montiel; Luis Bujanda Fernández de Piérola; Lucia Márquez Mosquera; Jesús Barrio Andrés; Marta Piqueras Cano; Nuria Jimenez; Cristina Rodriguez Gutierrez; Pilar Nos Mateu; Miquel Montoro; M^oC. Muñoz; Esther Rodriguez; Mariló Martin-Arranz; Antonio Rodriguez Perez; Manuel Van Domselaar; Montserrat Rivero; Jose L. Cabriada; María T. Arroyo-Villarino; Patricia Romero; Santiago Garcia; Mara Charro; Javier P. Gisbert; Eugeni Domènech

14:48 - 15:00 OP063
RISK OF SERIOUS AND OPPORTUNISTIC INFECTIONS IN PATIENTS WITH INFLAMMATORY BOWEL DISEASE: A NATIONWIDE FRENCH COHORT STUDY ✦
Julien Kirchgerner, France; Magali Lemaitre; Mahmoud Zureik; Franck Carbonnel; Rosemary Dray-Spira

15:00 - 15:12 OP064
THE COURSE OF HEALTH-RELATED QUALITY OF LIFE IN INFLAMMATORY BOWEL DISEASE FIVE, TEN AND 20 YEARS AFTER DIAGNOSIS - DATA FROM THE IBSEN STUDY
Gert Huppertz-Hauss, Norway; Bjørn Moum; Tomm Bernklev

15:12 - 15:24 OP065
PROGNOSTIC FACTORS FOR LONG-TERM INFLIXIMAB TREATMENT IN CROHN'S DISEASE PATIENTS: A 20-YEAR SINGLE CENTER EXPERIENCE
Thomas Billiet, Belgium; Isabelle Cleynen; Vera Ballet; Marc Ferrante; Gert Van Assche; Ann Gils; Severine Vermeire

Free Paper Session

14:00 - 15:30 Room K
Microbiota and diet: From bench to bedside
 Chairs: Paul Moayyedi, Canada
 Gianluca Ianrio, Italy

14:00 - 14:12 IP215
State-of-the-art introduction
 Paul Moayyedi, Canada

14:12 - 14:24 OP066
CYCLIC ENTERAL NUTRITION FOR THE MAINTENANCE OF REMISSION IN PEDIATRIC CROHN'S DISEASE PATIENTS.
Bénédicte PIGNEUR, France; Sara Nóbrega; Frank Ruemmele

14:24 - 14:36 OP067
CHANGES IN MUCOSAL-ASSOCIATED INTESTINAL MICROBIOTA AND FECAL BACTERIA IN INFLAMMATORY BOWEL DISEASE PATIENTS AND HEALTHY SUBJECTS: A PILOT STUDY
 Michele P. L. Guarino; Lorenza Putignani; Annamaria Altomare, Italy; Federica Del Chierico; Silvia Cocca; Sara Emerenziani; Bruno Dalla Piccola; Michele Cicala

14:36 - 14:48 OP068
BACTERIOPHAGE THERAPY: A NEW STRATEGY TO TARGET ADHERENT-INVASIVE ESCHERICHIA COLI BACTERIA IN THE GI TRACT OF CROHN'S DISEASE PATIENTS
 Matthieu Galtier; Luisa De Sordi; Adeline Sivignon, France; Amélie de Vallée; Damien Maura; C Neut; Oumaira Rahmouni; Kristin Wannerberger; Pierre Desreumaux; Nicolas Barnich; Laurent Debarbieux

14:48 - 15:00 OP069
CIPROFLOXACIN RESISTANCE IN INFLAMMATORY BOWEL DISEASE PATIENTS WITH ESBL PRODUCING ENTEROBACTERIACEAE COLONIZATION ✦
Vita Skuja, Latvia; Katrina Pekarska; Zane Straume; Elina Goida; Helena Dauvarte; Dace Rudzite; Elvira Lavrinovica; Linda Piekuse; Aleksejs Derovs; Aivars Lejnicks; Angelika Krumina

15:00 - 15:12 OP070
CARD9 IMPACTS COLITIS BY ALTERING GUT MICROBIOTA METABOLISM OF TRYPTOPHAN INTO ARYL HYDRO-CARBON RECEPTOR LIGANDS
Bruno Lamas, France; Mathias Lavie-Richard; Marie-Laure Michel; Valentin Leducq; Chantal Bridonneau; Gregory Da Costa; Laurent Beaugerie; Philippe Langella; Harry Sokol

15:12 - 15:24 OP071
FAECAL MICROBIOTA TRANSPLANTATION (FMT) IN UL-CERATIVE COLITIS (UC) IS ASSOCIATED WITH SPECIFIC BACTERIAL CHANGES: STOOL AND COLONIC MUCOSA 16S MICROBIOTA ANALYSIS FROM THE RANDOMISED CONTROLLED FOCUS STUDY ✦
Sudarshan Paramsothy, Australia; Nadeem Kaakoush; Michael A. Kamm; Jeremiah Faith; Jose Clemente; Alissa Walsh; Johan van den Bogaerde; Douglas Samuel; Rupert W. Leong; Susan Connor; Watson Ng; Ramesh Paramsothy; Enmoore Lin; Jean-Frederic Colombel; Thomas J. Borody; Hazel Mitchell

Free Paper Session

14:00 - 15:30 Room M
Late breaking abstracts I
 Chairs: tbc

Translational Basic Science

14:00 - 15:30 Room 1.61/1.62
IBD: The role of different cell types in the inflammatory process
 Chairs: Silvio Danese, Italy
 Britta Siegmund, Germany



14:00 - 14:22 IP216
Myeloid cells
 Gijs R. van den Brink, The Netherlands

14:22 - 14:44 IP217
Innate lymphoid cells
 Britta Siegmund, Germany

14:44 - 15:06 IP218
Epithelial cells
 Timon E. Adolph, Austria

15:06 - 15:28 IP219
Rising Star: Role of prenylated Rho proteins in IBD and colitis-associated colon cancer ✦
 Imke Atreya, Germany

Today's Science, Tomorrow's Medicine

14:00 - 15:30 Room N1
Free Paper Session: The future of diagnostics in hepatology and upper GI diseases
 Chairs: Tamara Matysiak Budnik, France
 Tomislav Bokun, Croatia

14:00 - 14:12 OP072
RELAXIN-COATED IRON-OXIDE MAGNETIC NANOPARTICLES AS A NOVEL THERANOSTIC APPROACH FOR DIAGNOSIS AND TREATMENT OF LIVER FIBROSIS
Ruchi Bansal, The Netherlands; Beata Nagórniewicz; Jai Prakash; Gert Storm

14:12 - 14:24 OP073
A QUANTITATIVE IMAGING PLATFORM TO REAL-TIME MEASURE SPECIFIC ROS LEVELS IN LIVER DISEASES
Haolu Wang, Australia; Xiaowen Liang; Xin Liu; Run Zhang; Michael Roberts

14:24 - 14:36 OP074
RANDOMIZED CONTROLLED TRIAL (RCT) OF DOPPLER ENDOSCOPIC PROBE (DEP) FOR BLOOD FLOW DETECTION IN SEVERE NON-VARICEAL UGI HEMORRHAGE (NVUGIH)
Dennis M. Jensen, USA; Thomas O. Kovacs; Gordon V. Ohning; Kevin Ghassemi; Gustavo Machicado; Gareth Dulai; Alireza Sedarat; Rome Jutabha; Jeffrey Gornbein

14:36 - 14:48 OP075
ESOPHAGEAL HIGH RESOLUTION MANOMETRY WITH A SOLID TEST MEAL IMPROVES THE DETECTION OF CLINICALLY RELEVANT ESOPHAGEAL DYSFUNCTION AND SYMPTOM REPRODUCIBILITY: A VALIDATION STUDY IN A MULTIRACIAL ASIAN COHORT.
Daphne Ang, Singapore; My Lee; Terence Tan; Meng Zhang; Mark Fox

14:48 - 15:00 OP076
THE NEW IMAGE ENHANCEMENT TECHNOLOGY USING LINKED COLOR IMAGING WITH ACETIC ACID INDIGOCARMINE MIXTURE FOR DIAGNOSIS OF EARLY GASTRIC NEOPLASM
Yoshiro Kawahara, Japan; Hiromitsu Kanzaki; Hiroyuki Sakae; Kou Miura; Yoshiyasu Kono; Masaya Iwamura; Seiji Kawano; Hiroyuki Okada

15:00 - 15:12 OP077
EXOSOMES DERIVED FROM GASTRIC CANCER PATIENTS AND CELLS COULD DELIVER MIR-21 TO ELICIT TUMOR PROGRESSION AND METASTASIS AND COULD BE USED AS A POTENTIAL DIAGNOSTIC BIOMARKER
Xiaoying Zhou, China; Guoixn Zhang

15:12 - 15:24 OP078
URINARY KALLIKREIN-10 PREDICTS INCURABILITY FOR GASTRIC CANCER
Takaya Shimura, Japan; Masahide Ebi; Tomonori Yamada; Tamaki Yamada; Takahito Katano; Satoshi Nomura; Yoshinori Mori; Hiromi Kataoka; Takashi Joh

Free Paper Session

14:00 - 15:30 Room N2
From symptoms to diagnosis in IBS
 Chairs: Knut-Arne Wensaas, Norway
 Kok-Ann Gwee, Singapore

14:00 - 14:12 IP220
State-of-the-art introduction
 Kok-Ann Gwee, Singapore

14:12 - 14:24 OP079
POPULATION PREVALENCE OF ROME III AND ROME IV IRRITABLE BOWEL SYNDROME (IBS) IN THE UNITED STATES (US), CANADA AND THE UNITED KINGDOM (UK).
Olafur S. S. Palsson, USA; Miranda van Tilburg; Magnus Simrén; Ami D. Sperber; William E. Whitehead

14:24 - 14:36 OP080
FUNCTIONAL HEARTBURN OVERLAPS WITH IRRITABLE BOWEL SYNDROME MORE OFTEN THAN GERD - DEVELOPMENT OF A PREDICTIVE MODEL FOR CLINICAL PRACTICE
Salvatore Tolone, Italy; Nicola De Bortoli; Leonardo Frazzoni; Edoardo Savarino; Marzio Frazzoni; Irene Martinucci; Elisa Marabotto; Manuele Furnari; Giorgia Bodini; Lorenzo Fuccio; Vincenzo Savarino; Santino Marchi

14:36 - 14:48 OP081
IRRITABLE BOWEL SYNDROME: WHICH SYMPTOMS ARE PERSISTENT AND WHICH ARE NOT?
Egbert Clevers, Belgium; Jan Tack; Hans Törnblom; Magnus Simrén; Lukas Van Oudenhove

14:48 - 15:00 OP082
SYMPTOMS COMPATIBLE WITH FUNCTIONAL BOWEL DISORDERS IN PATIENTS WITH ULCERATIVE COLITIS IN DEEP REMISSION.
Magnus Simrén, Sweden; Börje Jonefjäll; Olafur Palsson; William E. Whitehead; Hans Törnblom; Lena Öhman; Hans Strid

15:00 - 15:12 OP083
ENHANCED DIAGNOSTIC PERFORMANCE OF SYMPTOM-BASED CRITERIA FOR IRRITABLE BOWEL SYNDROME BY HISTORY AND DIAGNOSTIC EVALUATION.
Ruchit Sood, United Kingdom; Michael Camilleri; David J. Gracie; Matthew J. Gold; Natalie To; Graham R. Law; Alexander C. Ford

15:12 - 15:24 OP084
HEALTHCARE RESOURCE UTILISATION AMONG PATIENTS WITH IRRITABLE BOWEL SYNDROME WITH DIARRHOEA IN THE EU5
Catherine Tucker, United Kingdom; Jessica L. Abel; Robyn T. Carson; Natalia M. Flores; Ryan Liebert

Free Paper Session

14:00 - 15:30 Room L7
What is new in gastric Endoscopic Submucosal Dissection (ESD)
 Chairs: Werner Dolak, Austria
 Pierre Henri Deprez, Belgium

14:00 - 14:12 IP221
State-of-the-art introduction
 Pierre H. Deprez, Belgium

14:12 - 14:24 OP085

LONG TERM OUTCOMES OF ENDOSCOPIC SUBMUCOSAL DISSECTION (ESD) AND GASTRECTOMY BASED ON INDICATIONS FOR ESDWonjae Choi, Republic of Korea; Jong-Jae Park; Ji A. Lee; Yu R. Sim; Taehyun Kim; Moon K. Joo; Beom J. Lee; Hoon J. Chun; Sang W. Lee; Young-Tae Bak

14:24 - 14:36 OP086

PREDICTING CLINICAL OUTCOMES OF GASTRIC ENDOSCOPIC SUBMUCOSAL DISSECTION USING A BAYESIAN APPROACH ✦Diogo Libânio, Portugal; Mario Dinis-Ribeiro; Pedro Pimentel-Nunes; Cláudia C. Dias; Pedro P. Rodrigues

14:36 - 14:48 OP087

LONG-TERM OUTCOMES OF GASTRIC ENDOSCOPIC SUBMUCOSAL DISSECTION: FOCUS ON METACHRONOUS AND NON-CURATIVE RESECTION MANAGEMENTDiogo Libânio, Portugal; Pedro Pimentel-Nunes; Luís Afonso; Rui Henrique; Mario Dinis-Ribeiro

14:48 - 15:00 OP088

EVALUATION OF METASTATIC POTENTIAL CAUSED BY SUBMUCOSAL OPERATION DURING ENDOSCOPIC SUBMUCOSAL DISSECTION FOR EARLY GASTRIC CANCER IN PATIENTS WHO UNDERWENT ADDITIONAL RADICAL SURGERY : A MULTICENTER RETROSPECTIVE STUDYHiroataka Ito, Japan; Takuji Gotoda; Tsuneo Oyama; Noboru Kawata; Akiko Takahashi; Yoshikazu Yoshifuku; Shu Hoteya; Masahiro Nakagawa; Waku Hatta; Masaaki Hirano; Mitsuru Esaki; Mitsuru Matsuda; Ken Ohnita; Ryo Shimoda; Motoyuki Yoshida; Osamu Dohi; Jun Takada; Keiko Tanaka; Shinya Yamada; Tsuyotoshi Tsuji; Yoshiaki Hayashi; Naoki Nakaya; Tomohiro Nakamura; Tooru Shimosegawa

15:00 - 15:12 OP089

ENDOSCOPIC FULL-THICKNESS RESECTION WITH DEFECT CLOSURE IN THE STOMACH BY USING A NOVEL GRASP-AND-LOOP (GAL) CLOSURE METHOD (WITH VIDEOS)Jian-Wei Hu, China; Ping-Hong Zhou; Mei-dong Xu; Quan-Lin Li; Tao Chen

15:12 - 15:24 OP090

A CLINICAL STUDY OF ENDOSCOPIC FULL-THICKNESS RESECTION BY SEROSA SEALING METHOD FOR SUBMUCOSAL INVASIVE GASTRIC CANCER WITHOUT SENTINEL NODE METASTASIS.Hidekazu Kitakata, Japan; Tohru Itoh; Shinichi Kinami; Sadafumi Azukisawa; Rika Kobayashi; Kazu Hamada; Ken Kawaura; Takeo Kosaka**Free Paper Session**

14:00 - 15:30

Room L8

Gastric function in health and diseaseChairs: Odd Helge Gilja, Norway
Ernst J. Kuipers, The Netherlands

14:00 - 14:12

IP222

State-of-the-art introduction

Odd H. Gilja, Norway

14:12 - 14:24

OP091

CALORIC AND NON-CALORIC ARTIFICIAL SWEETENERS HAVE DISSOCIABLE EFFECTS ON ANTRAL MOTILITY AND PLASMA MOTILIN LEVELS IN HEALTHY VOLUNTEERS.Anne C. Meyer-Gerspach, Belgium; Eveline Deloose; Jessica Biesiekierski; Inge Depoortere; Lukas Van Oudenhove; Jan Tack

14:24 - 14:36

OP092

XYLITOL AND ERYTHRITOL INDUCE SATIATION PEPTIDE RELEASE AND RETARDATION IN GASTRIC EMPTYING IN HEALTHY HUMANS ✦Anne C. Meyer-Gerspach, Switzerland; Ralph Peterli; Alison Doody; Jens F. Rehfeld; Juergen Drewe; Christoph Beglinger; Bettina Wölnerhanssen

14:36 - 14:48

OP093

INFLUENCE OF LIRAGLUTIDE, A GLUCAGON-LIKE PEPTIDE-1 ANALOG, ON HUNGER AND SATIETY, INTERDIGESTIVE MOTILITY, GASTRIC ACCOMMODATION AND GASTRIC EMPTYING IN HEALTHY VOLUNTEERSAlessandra Rotondo, Belgium; Catherine Morlion; Anne C. Meyer-Gerspach; Anja Luybaerts; Eveline Deloose; Kristin Verbeke; Jan Tack

14:48 - 15:00

OP094

INFLAMMATORY AND ANTIOXIDANT RESPONSE FOLLOWING STANDARD MEAL CONSUMPTION IN PATIENTS WITH FUNCTIONAL DYSPEPSIA AND HEALTHY VOLUNTEERSMichele Di Stefano; Beatrice Valvo, Italy; Manuela Bergonzi; Irene Benedetti; Mara De Amici; Cristina Torre; G Testa; Elisabetta Pagani; Gianluigi Marseglia; Gino R. Corazza

15:00 - 15:12

OP095

A DOUBLE-BLIND, PLACEBO-CONTROLLED, CROSS-OVER STUDY USING BACLOFEN IN THE TREATMENT OF RUMINATION SYNDROMEAns Pauwels, Belgium; Charlotte Broers; Brecht Van Houtte; Nathalie Rommel; Tim Vanuytsel; Jan Tack

15:12 - 15:24 OP096
GASTRIC ELECTRICAL STIMULATION (GES) FOR REFRACTORY VOMITING: RESULTS OF A PROSPECTIVE MULTI-CENTER DOUBLE-BLINDED RANDOMIZED CONTROLLED CROSS-OVER TRIAL
 Philippe Ducrotte, France; Benoit Coffin; Nicolas Mathieu; Sebastien Fontaine; Stanislas Bruley des Varannes; Frank Zerbib; Bernard Caiazzo; Jean C. Grimaud; Francois Mion; Samy Hadjadj; Lucine Vuitton; Alain Ropert; Philippe Pouderoux; Michel Dapoigny; Jean-Marc Sabate; Bruno Bonaz; Guillaume Gourcerol; Bruno Guerci

Free Paper Session

14:00 - 15:30 Room 1.86
Basic mechanisms in pancreatic cancer
 Chairs: Alexander Kleger, Germany
 Rolf Graf, Switzerland

14:00 - 14:12 IP223
State-of-the-art introduction
 Alexander Kleger, Germany

14:12 - 14:24 OP097
BCL-3 ACTS AS A PROTO-ONCOGENE IN PANCREATIC CANCER IN HUMANS AND MICE
 Jiaoyu Ai, Germany; Sonja M. Wörmann; Kalliope N. Diakopoulos; Dietrich Ruess; Marina Lesina; Hana Algül

14:24 - 14:36 OP098
INTEGRIN ALPHA5 AS A NOVEL PROGNOSTIC AND THERAPEUTIC TARGET IN PANCREATIC TUMOR STROMA
 Praneeth Kuninty; Sanne W. L. De Geus; Ruchi Bansal; Peter J. K. Kuppen; Alexander Vahrmeijer; Arne Ostman; Cornelis F. Sier; Jai Prakash, Sweden

14:36 - 14:48 OP099
MICRORNA-622 INHIBITS EPITHELIAL-MESENCHYMAL TRANSITION BY TARGETING LONG NON-CODING RNA HULC IN HUMAN PANCREATIC CANCER
 Kenji Takahashi, Japan; Yu Ota; Yuko Suzuki; Hidetaka Iwamoto; Keisuke Yamakita; Yohei Kitano; Yuichi Makino

14:48 - 15:00 OP100
ESSENTIAL ROLE OF THE NON-RECEPTOR TYROSINE-PHOSPHATASE PTPN11/SHP-2 IN ORGAN DEVELOPMENT AND HOMEOSTASIS OF THE MURINE EXOCRINE PANCREAS
 Dietrich Ruess, Germany; Hana Algül

15:00 - 15:12 OP101
RELA CONTROLS KRAS-DRIVEN PANCREATIC CARCINOGENESIS BY MEDIATING ONCOGENE-INDUCED SENEESCENCE VIA THE CXCL1/KC/CXCR2 AXIS
 Derya Kabacaoglu, Germany; Sonja M. Wörmann; Jennifer Morton; Kalliope N. Diakopoulos; Henrik Einwächter; Mathias Heikenwälder; Hana Algül; Marina Lesina

15:12 - 15:24 OP102
MODELLING TUMOR CELL NERVE INTERACTIONS IN PANCREATIC CANCER
 Andreas Göhrig, Germany; Katharina M. Detjen; Andrea Behm; Alexandre Dumoulin; Hannes Schmidt; Fritz G. Rathjen; Martina Welzel; Bertram Wiedenmann; Christian Fischer

Symposium

14:00 - 15:30 Hotspot
Clinical Trials Revisited: Practice changing trials in pancreatology
 Chair: Thomas M. Gress, Germany



14:00 - 14:15 IP224
Trial presentation - ESPAC4-trial: Adjuvant chemotherapy pancreatic ductal adenocarcinoma with gemcitabine and capecitabine versus gemcitabine tba

14:15 - 14:30 IP225
Critical review
 Jean-Luc Van Laethem, Belgium

14:30 - 14:45 IP226
PANEL DISCUSSION
 John Neoptolemos, United Kingdom
 Julia Mayerle, Germany
 Jean-Luc Van Laethem, Belgium
 Thomas Seufferlein, Germany

14:45 - 15:00 IP227
Trial presentation - Poncho trial: Same-admission versus interval cholecystectomy for mild gallstone pancreatitis
 Hjalmar C. van Santvoort, The Netherlands

15:00 - 15:15 IP228
Critical review
 Jean-Marc Dumonceau, Argentina

15:15 - 15:30 IP229
PANEL DISCUSSION
 Jean-Marc Dumonceau, Argentina
 Todd H. Baron, USA
 Jakob R. Izbicki, Germany
 Hjalmar C. van Santvoort, The Netherlands

Symposium

15:45 - 17:15 Room A
Rome IV: New diagnostic criteria for functional GI disorders
 Chairs: Douglas Drossman, USA
 Lin Chang, USA



15:45 - 15:45 IP230
Introduction
 Douglas Drossman, USA

15:45 - 16:07 Functional oesophageal disorders Frank Zerbib, France	IP231	16:51 - 17:13 Creation of gastrojejunal anastomoses Marc Barthet, France	IP242
16:07 - 16:29 Functional gastroduodenal disorders Vincenzo Stanghellini, Italy	IP232	Free Paper Session	
16:29 - 16:51 Functional bowel disorders Fermin Mearín Manrique, Spain	IP233	15:45 - 17:15 Future drugs in IBD Chairs: Silvio Danese, Italy Stefan Schreiber, Germany	Room C
16:51 - 17:13 Paediatric functional GI disorders Marc A. Benninga, The Netherlands	IP234	15:45 - 15:57 State-of-the-art introduction Silvio Danese, Italy	IP243
Symposium		15:57 - 16:09 SELECTIVE IL-23 INHIBITION BY RISANKIZUMAB MODULATES THE MOLECULAR PROFILE IN THE COLON OF ACTIVE CROHN'S DISEASE PATIENTS <u>Princeton Lancaster</u> , USA; Patrick Baum; Richard Vinisko; Ramona Schmid; Wulf Boecher; Steven Padula; Azucena Salas; Jay S. Fine; Julian Panés	OP103
15:45 - 17:15 Update on viral hepatitis 2016 Chairs: Mark Thursz, United Kingdom Laurent Castera, France	Room D	16:09 - 16:21 EFFICACY OF USTEKINUMAB FOR INDUCTION AND MAINTENANCE OF ENDOSCOPIC HEALING IN PATIENTS WITH CROHN'S DISEASE <u>Paul Rutgeerts</u> , Belgium; Christopher Gasink; Daphne Chan; Yinghua Lang; Paul Pollack; Stephen Hanauer; Douglas Wolf; Douglas Jacobstein; Jewel Johanns; Philippe Szapary; Brian G. Feagan; William Sandborn	OP104
15:45 - 16:07 Curative options for hepatitis B and D Frank Tacke, Germany	IP235	16:21 - 16:33 FILGOTINIB, A SELECTIVE JAK1 INHIBITOR, INDUCES CLINICAL REMISSION IN PATIENTS WITH MODERATE-TO-SEVERE CROHN'S DISEASE: FINAL ANALYSIS OF THE PHASE 2 FITZROY STUDY <u>Severine Vermeire</u> , Belgium; Stefan Schreiber; R. Petryka; Tanja Kuehbacher; Xavier Hebuterne; Xavier Roblin; Maria Klopficka; Adrian Goldis; Maria Wisniewska Jarosinska; Andrey Baranovsky; Robert Sike; Kremana Stoyanova; Chantal Tasset; Annegret Van der Aa; Pille Harrison	OP105
16:07 - 16:29 Hepatitis E: The new threat? Marc Bourlière, France	IP236	16:33 - 16:45 TOFACITINIB HAS INDUCTION EFFICACY IN MODERATELY TO SEVERELY ACTIVE ULCERATIVE COLITIS, REGARDLESS OF PRIOR TNF INHIBITOR THERAPY Geert R. D'Haens; Bruce E. Sands; William J. Sandborn; Toshifumi Hibi; Chinyu Su; Wojciech Niezychowski; Subrata Ghosh; Haiying Zhang; Dahong Yu; Deborah Woodworth; Paul Healey; Amy Marren; <u>Julian Panés</u> , Spain	OP106
16:29 - 16:51 Hepatitis C treatment in 2016 Alessio Aghemo, Italy	IP237	Symposium	
16:51 - 17:13 Long-term follow up of patients after HCV cure Katja Deterding, Germany	IP238	15:45 - 17:15 Therapy update: Transluminal endoscopy in the upper GI tract - From bench to clinical practice Chairs: Jacques Deviere, Belgium Horst Neuhaus, Germany	Room B
15:45 - 16:07 Submucosal tunnelling for endoscopic resection Ping-Hong Zhou, China	IP239	16:07 - 16:29 Endoscopic suturing: Techniques, indications and results Christopher C. Thompson, USA	IP240
16:07 - 16:29 Endoscopic suturing: Techniques, indications and results Christopher C. Thompson, USA	IP240	16:29 - 16:51 Full thickness resection methods Karel Caca, Germany	IP241

16:45 - 16:57 OP107
CLINICAL DISEASE ACTIVITY INFLUENCES THE THERAPEUTIC EFFICACY OF THE TOLL LIKE RECEPTOR-9 AGONIST COBITOLIMOD IN PATIENTS WITH MODERATE TO SEVERE ACTIVE ULCERATIVE COLITIS
 Raja Atreya, Germany; Laurent Peyrin-Biroulet; Walter Reinisch; Franco Scaldaferrri; Charlotte Admyre; Thomas Knittel; Jan Kowalski; Markus F. Neurath; Christopher J. Hawkey

16:57 - 17:09 OP108
SAFETY AND EFFICACY OF LONG-TERM TREATMENT WITH OZANIMOD, AND ORAL 51P RECEPTOR MODULATOR, IN MODERATE TO SEVERE ULCERATIVE COLITIS: TOUCHSTONE EXTENSION
 William J. Sandborn; [Brian G. Feagan](#), Canada; Geert R. A. M. D'Haens; Stephen Hanauer; Douglas Wolf; Severine Vermeire; Subrata Ghosh; Allan Olson; Heather Smith; Matt Cravets; Paul A. Frohna; Richard Aranda

Symposium
 15:45 - 17:15 Room E1
Non-bleeding emergencies of the oesophagus
 Chairs: Marcia Irene Canto, USA
 Frederic Gottrand, France

15:45 - 16:07 IP244
Caustic lesions
 Luigi Dall'Oglio, Italy

16:07 - 16:29 IP245
Food impaction and foreign bodies
 D. Nageshwar Reddy, India

16:29 - 16:51 IP246
Perforation
 Pierre H. Deprez, Belgium

16:51 - 17:03 OP109
SELF ASSEMBLING PEPTIDE MATRIX FOR THE PREVENTION OF ESOPHAGEAL STRICTURE AFTER ENDOSCOPIC RESECTION: A RANDOMIZED CONTROLLED TRIAL IN A PORCINE MODEL.
[Maximilien Barret](#), France; Benoit Bordaçahar; Frédéric Beuvon; Benoit Terris; Marine Camus; Romain Coriat; Stanislas Chaussade; Frédéric Batteux; Frederic Prat

17:03 - 17:15 OP110
INTRALESIONAL STEROID INJECTION COMBINED WITH ORAL STEROID ADMINISTRATION TO PREVENT ESOPHAGEAL STRICTURE AFTER ENDOSCOPIC SUBMUCOSAL DISSECTION OF LESION NO LESS THAN A HALF OF CIRCUMFERENCE
[Mei-dong Xu](#), China; Yuan Chu; Chen Zhang

Symposium
 15:45 - 17:15 Room E2
Interventional ultrasound: See what you do!
 Chairs: Dieter Nürnberg, Germany
 Odd Helge Gilja, Norway



15:45 - 16:07 IP247
New European guidelines
 Christoph Dietrich, Germany

16:07 - 16:29 IP248
Ultrasound-guided ablation of liver metastases
 Luigi Solbiati, Italy

16:29 - 16:51 IP249
Pancreatic biopsy: When and how?
 Christian Jenssen, Germany

16:51 - 17:13 IP250
Endoscopic ultrasound: How to be a smooth operator
 Peter Vilmann, Denmark

Symposium
 15:45 - 17:15 Room F1
Autoimmune pancreatobiliary disease
 Chairs: Vincent Huberty, Belgium
 David Jones, Ireland



15:45 - 16:07 IP251
The IgG4 syndrome
 Ulrich H. W. Beuers, The Netherlands

16:07 - 16:29 IP252
Differential diagnosis of cholangiopathies
 Tim Lankisch, Germany

16:29 - 16:51 IP253
Autoimmune pancreatitis: Role in the differential diagnosis of a pancreatic mass
 Vinciane Rebourts, France

16:51 - 17:13 IP254
Therapeutic management of autoimmune pancreatobiliary disease
 Tom H. Karlsen, Norway

Symposium

15:45 - 17:15 Room F2
Endoscopy meets pathology: Polyps and polyposis syndromes in the upper GI tract
 Chairs: Desmond C. Winter, Ireland
 Arzu Ensari, Turkey



15:45 - 16:07 IP255
Polyp characterisation and handling: The endoscopist's view
 Massimiliano di Pietro, United Kingdom

16:07 - 16:29 IP256
Polyps in hereditary syndromes
 Fatima Carneiro, Portugal

16:29 - 16:51 IP257
Sporadic polyps
 Cord Langner, Austria

16:51 - 17:13 IP258
Upper GI polyps: Surgical aspects
 Mario Morino, Italy

Symposium

15:45 - 17:15 Room G
Management of early rectal tumours
 Chairs: Michael Bourke, Australia
 Antonino Spinelli, Italy

Debate

15:45 - 15:55 IP259
Staging of early rectal tumours is best done with radiology
 Doenja M. Lambregts, The Netherlands

15:55 - 16:05 IP260
Staging of early rectal tumours is best done with endoscopy
 Gregory G. Ginsberg, USA

16:05 - 16:27 IP261
Histological assessment of T1 lesions in the rectum
 Iris D. Nagtegaal, The Netherlands

16:27 - 16:49 IP262
Endoscopic resection techniques for rectal tumours
 Alexander Meining, Germany

16:49 - 17:11 IP263
Surgical transanal resection of rectal tumours
 Roel Hompes, United Kingdom

Free Paper Session

15:45 - 17:15 Room K
Hot topics in ERCP
 Chairs: Jean-Marc Dumonceau, Argentina
 Alexandre Oliveira Ferreira, Portugal

15:45 - 15:57 IP264
State-of-the-art introduction
 Jean-Marc Dumonceau, Switzerland

15:57 - 16:09 OP111
CLINICAL UTILITY OF SINGLE OPERATOR CHOLANGIOSCOPY USING SPYGLASS? DS COMPARED WITH SPYGLASS? LEGACY? RESULTS FROM A LARGE MULTI-NATIONAL REGISTRY
Jong H. Moon, Republic of Korea; Mohan K. Ramchandani; Amit Mayo; Takao Itoi; Rungsun Rerknimitr; Dong-Wan Seo; James Y. W. Lau; Mahesh K. Goenka; Abdulrahman Aljebreen; Saad Niaz; Jong Lee; Tiing-Leong Ang; Nam Q. Nguyen; Jorg Reichenberger; Randhir Sud; Rakesh Kochhar; Benedict Devereaux; Ichiro Yasuda; Arthur J. Kaffes; Masayuki Kitano

16:09 - 16:21 OP113
PROPOSAL OF A MACROSCOPIC CLASSIFICATION FOR TISSULAR LESIONS OF THE BILE DUCT DETECTED DURING PER ORAL CHOLANGIOSCOPY (POCS)
Carlos Robles-Medrandá, Ecuador; Miguel Soria; Manuel Valero; Miguel Puga; Haydee Alvarado; Jesenia Ospina; Hannah Pitanga Lukashok

16:21 - 16:33 OP114
RECTAL INDOMETHACIN MAY NOT DECREASE THE INCIDENCE OF POST-ERCP PANCREATITIS IN CONSECUTIVE PATIENTS: A META-ANALYSIS OF RANDOMIZED AND CONTROLLED TRIALS
 Yunlu Feng; Udayakumar Navaneethan; Shyam Varadarajulu; Robert Hawes; Muhammad Hasan; Aiming Yang, China

16:33 - 16:45 OP115
PREVENTION OF POST-SPHINCTEROTOMY BLEEDING BY PROTON PUMP INHIBITOR: A PROSPECTIVE RANDOMIZED TRIAL
Wai K. Leung, Hong Kong Prc; David Y. But; Siu Y. Wong; Kevin Liu; Ivan Hung

16:45 - 16:57 OP116
IMPACT OF INTENSIVE HYDRATION ON THE INCIDENCE OF POST-ERCP PANCREATITIS: DOUBLE-BLINDED RANDOMIZED CONTROLLED TRIAL
Pedro Boal Carvalho, Portugal; Francisca Dias de Castro; Mara Barbosa; Joana Magalhães; Bruno Rosa; José Cotter

Free Paper Session

15:45 - 17:15 Room M
Late breaking abstracts II
 Chairs: tbc

Translational Basic Science

15:45 - 17:15 Room 1.61/1.62

Novel models for GI diseasesChairs: Dirk Haller, Germany
Hayley Francies, United Kingdom

15:45 - 16:07 IP265

3D models and organoids

Hayley Francies, United Kingdom

16:07 - 16:29 IP266

Easy manipulation of the genome: CRISPR technology

Toshiro Sato, Japan

16:29 - 16:51 IP267

What can we learn from animal models of inflammatory bowel disease?

Dirk Haller, Germany

16:51 - 17:13 IP268

Zebrafish

Giuseppe Spano, Italy

Today's Science, Tomorrow's Medicine

15:45 - 17:15 Room N1

Can we detect inflammatory GI diseases early?Chairs: Herbert Tilg, Austria
Giovanni Cammarota, Italy

15:45 - 16:07 IP269

Serum and faecal tests

Pia Munkholm, Denmark

16:07 - 16:29 IP270

Biomarkers in celiac disease

Detlef Schuppan, Germany

16:29 - 16:51 IP271

Detecting food allergies

Alexander R. Moschen, Austria

16:51 - 17:13 IP272

NAFLD: Genetic testing and biomarkers

Jean-François Dufour, Switzerland

Free Paper Session

15:45 - 17:15 Room N2

Upper GI nerve-gut interactionsChairs: Andreas Stengel, Germany
Shaheen Hamdy, United Kingdom

15:45 - 15:57 IP273

State-of-the-art introduction

Andreas Stengel, Germany

15:57 - 16:09 OP117

INTRAGASTRIC BITTER TASTANT ALTERS BRAIN ACTIVITY IN HOMEOSTATIC AND HEDONIC REGIONS AND DECREASES OCTANOYLATED GHRELIN LEVELS AND HEDONIC FOOD INTAKEJulie Iven, Belgium; Jessica Biesiekierski; Dongxing Zhao; Inge Depoortere; Lukas Van Oudenhove; Jan Tack

16:09 - 16:21 OP118

TRANSDIAGNOSTIC COGNITIVE BEHAVIOUR THERAPY SHOW PROMISE FOR BOTH MOOD AND GASTROINTESTINAL SYMPTOMS IN PATIENTS WITH FUNCTIONAL GASTROINTESTINAL DISORDERSMichael P. Jones, Australia; Blake Dear; Nickolai Titov; Vincent J. Fogliati; Nicholas J. Talley

16:21 - 16:33 OP119

DYSBIOSIS INDUCES GUT INFLAMMATION AND DEPRESSIVE-LIKE BEHAVIOR ASSOCIATED WITH BRAIN BIOCHEMICAL AND FUNCTIONAL ALTERATIONS WHICH ARE RESTORED BY PROBIOTIC TREATMENT.Fabio Turco, Italy; Francesca Guida; Ilaria Palumbo; Monica Iannotta; Anna Furiano; Livio Luongo; Rosario Cuomo; Sabatino Maione; Vito De Novellis

16:33 - 16:45 OP120

QUORUM SENSING MOLECULES OF GUT MICROBIOTA AFFECT INTESTINAL TASTE RECEPTORS AND ANOREXIGENIC PEPTIDES TO CONTROL SATIETY IN THE HOST.Paola Brun, Italy; Anna Pellizzaro; Matteo Fassan; Andrea Porzionato; Carla Mucignat-Caretta; Ignazio Castagliuolo

16:45 - 16:57 OP121

OXIDATIVE STRESS ACTIVATES NLRP3 INFLAMMASOME AND IMPAIRS GASTRIC ANTRUM SMOOTH MUSCLE ACTIVITY IN OBESE PATIENTSAnnunziata Scirocco; Lucia Pallotta, Italy; Marilia Carabotti; Gianfranco Silecchia; Antonia Ignazzi; Guglielmo Tellan; Francesca Abbattini; Maria A. Maselli; Marco Rengo; Alessia Cicenia; Enrico S. Corazzari; Carola Severi

16:57 - 17:09 OP122

ACOTIAMIDE-SENSITIVE IMPAIRED RECEPTIVE RELAXATION OF LOWER ESOPHAGEAL SPHINCTER IN PATIENTS WITH ESOPHAGOGASTRIC JUNCTION OUTFLOW OBSTRUCTIONKazumasa Muta, Japan; Eikichi Ihara; Bai Xiaopeng; Osamu Tsuchida; Toshiaki Toshiaki Ochiai; Tsutomu Iwasa; Akira Aso; Kazuhiko Nakamura

Free Paper Session	
15:45 - 17:15	Room L7
Endoscopic management of upper gastrointestinal cancer	
Chairs: Hisao Tajiri, Japan Torsten Beyna, Germany	
15:45 - 15:57	IP274
State-of-the-art introduction	
Hisao Tajiri, Japan	
15:57 - 16:09	OP123
EFFICACY AND SAFETY OF ESD FOR SUPERFICIAL CANCER OF THE CERVICAL ESOPHAGUS	
Toshiro Iizuka, Japan; Daisuke Kikuchi; Shu Hoteya; Mitsuru Kaise	
16:09 - 16:21	OP124
SUBMUCOSAL TUNNELING ENDOSCOPIC RESECTION VS. THORACOSCOPIC SURGERY FOR LARGE SYMPTOMATIC SUBMUCOSAL TUMORS IN THE ESOPHAGUS AND ESOPHAGOGASTRIC JUNCTION	
Tao Chen; Mei-dong Xu, China	
16:21 - 16:33	OP125
CHARACTERISTICS OF METACHRONOUS GASTRIC NEOPLASMS OCCURRING AFTER ENDOSCOPIC SUBMUCOSAL DISSECTION FOR GASTRIC ADENOMAS AND CANCERS	
Shinya Kondo, Japan; Takayoshi Fujita; Yoshie Tsuzuki; Yu Sobajima; Hidemi Goto; Masatoshi Sakakibara	
16:33 - 16:45	OP126
A SIMPLE SCORING SYSTEM TO STRATIFY CURABILITY AFTER ENDOSCOPIC SUBMUCOSAL DISSECTION FOR EARLY GASTRIC CANCER WHICH HAS PATHOLOGICAL FACTORS HIGHLY RELATED WITH LYMPH NODE METASTASIS: DEVELOPMENT AND VALIDATION OF "ECURA SYSTEM"	
Waku Hatta, Japan; Takuji Gotoda; Tsuneo Oyama; Noboru Kawata; Akiko Takahashi; Yoshikazu Yoshifuku; Shu Hoteya; Masahiro Nakagawa; Masaaki Hirano; Mitsuru Esaki; Mitsuru Matsuda; Ken Ohnita; Kohei Yamanouchi; Motoyuki Yoshida; Osamu Dohi; Jun Takada; Keiko Tanaka; Shinya Yamada; Tsuyotoshi Tsuji; Hirota Ito; Yoshiaki Hayashi; Naoki Nakaya; Tomohiro Nakamura; Tooru Shimosegawa	
16:45 - 16:57	OP127
COMPARISON OF EMR AND ENDOSCOPIC SUBMUCOSAL DISSECTION FOR RESECTION OF EARLY STAGE GASTROINTESTINAL CANCER	
Pietro Gambitta, Italy; Francesca Iannuzzi; Alessandro Ballerini; Emilia Bareggi; Stefano Pallotta; Paola Fontana; Maurizio Vertemati	
16:57 - 17:09	OP128
LONG-TERM OUTCOME OF THE INCIDENCE RATE OF METACHRONOUS GASTRIC CANCERS AFTER HELICOBACTER PYLORI ERADICATION? A FOLLOW-UP AND ANALYSES OF JAPAN GAST STUDY GROUP ENROLLED PATIENTS?	
Kazutoshi Fukase, Japan	

Free Paper Session	
15:45 - 17:15	Room L8
Hepatic cysts and hepato-biliary tract disorders	
Chairs: Tomislav Bokun, Croatia	
15:45 - 15:57	IP275
State-of-the-art introduction	
tba	
15:57 - 16:09	OP129
THE EFFECT OF PASIREOTIDE IN CYST REDUCTION OF ASPIRATION SCLEROTHERAPY IN PATIENTS WITH LARGE SYMPTOMATIC HEPATIC CYSTS, A RANDOMIZED CONTROLLED TRIAL	
Titus F. M. Wijnands, The Netherlands; Tom J. G. Gevers; Marten A. Lantinga; Leo J. Schultze Kool; Joost P. H. Drenth	
16:09 - 16:21	OP130
A STUDY TO INVESTIGATE RISK FACTOR FOR ENTEROCOCCUS SPECIES ISOLATION FROM BILE AND /OR BLOOD CULTURE OBTAINED FROM PATIENTS WITH CHOLANGITIS	
Yuki Karasawa, Japan; Nobuo Toda; Ken Kurokawa; Jyunya Arai; Chikako Shibata; Kazuyoshi Hunato; Shigeyuki Kurosaki; Satoshi Kawamura; Shuya Maeshima; Mayuko Kondo; Kentaro Kojima; Takamasa Oki; Michiharu Seki; Kazumi Tagawa	
16:21 - 16:33	OP131
MENOPAUSAL HORMONE THERAPY AND RISK OF BILIARY TRACT CANCER ✦	
Carl Kilander, Sweden; Jesper Lagergren; Omid Sadr-Azodi; Nele Brusselselaers	
16:33 - 16:45	OP132
MUCIN3A, A PROMISING TUMOR MARKER FOR DIAGNOSIS OF EXTRAHEPATIC CHOLANGIOCARCINOMA	
Jianfeng Yang, China; Xiaofeng Zhang; Hangbin jin; Hongzhang Shen	
16:45 - 16:57	OP133
KINETICS OF PULMONARY ANGIOGENESIS IN MOUSE COMMON BILE DUCT LIGATION-INDUCED LIVER FIBROSIS	
Sarah Raevens, Belgium; Lindsey Devisscher; Annelies Paridaens; Sander Lefere; C. Casteleyn; Ken R. Bracke; Tania Maes; Xavier Verhelst; Hans Van Vlierberghe; Christophe Van Steenkiste; Anja Geerts; Isabelle Colle	
16:57 - 17:09	OP134
EPIDEMIOLOGY OF GALLBLADDER POLYPS ON HISTOLOGICAL ASSESSMENT AFTER CHOLECYSTECTOMY	
Sarah Z. Wennmacker, The Netherlands; Aafke H. van Dijk; Joris Raessens; Philip R. de Reuver; Joost P. H. Drenth; Cees J. H. M. van Laarhoven; Iris D. Nagtegaal	

Free Paper Session

15:45 - 17:15 Room 1.86

Mechanisms of liver cancer and portal hypertensionChairs: Nisar Peter Malek, Germany
Marika Rudler, France

15:45 - 15:57 IP276

State-of-the-art introduction

Nisar P. Malek, Germany

15:57 - 16:09 OP135

CHANGES IN CIRCULATING MICRORNA AFTER TREATMENT: MICRORNA SIGNATURES TO PREDICT THERAPY RESPONSE AND DISEASE FREE SURVIVAL IN HEPATOCELLULAR CARCINOMADevis Pascut, Italy; Helena Krmac; Riccardo Patti; Danilo Licastro; Simeone Dal Monego; Nicolò Mezzina; Cristiana Abazia; Flora Masutti; Lory S. Crocè; Raffaella Calligaris; Claudio Tiribelli

16:09 - 16:21 OP136

HEPATITIS B VIRUS GENOTYPE, ZINC RIBBON DOMAIN-CONTAINING 1 ANTISENSE RNA 1 POLYMORPHISMS AND THEIR INTERACTIONS IN HEPATOCELLULAR CARCINOMA: A MULTI-CENTER CASE-CONTROL STUDYZhenzhen Liu; Li Liu, China; Zhining Fan

16:21 - 16:33 OP137

HMGB1-DEPENDENT AUTOPHAGY: A NEW PATHWAY TO MAINTAIN REGULATORY T CELL FUNCTION IN PATIENTS WITH CHRONIC HEPATITIS BJing Li, China; Wei Jiang

16:33 - 16:45 OP138

RIOCIGUAT, A STIMULATOR OF THE GUANYLYL CYCLASE, REDUCES LIVER FIBROSIS AND PORTAL PRESSURE IN CIRRHOTIC RATS.Philipp Schwabl, Austria; Ksenia Brusilovskaya; Florian Riedl; David Bauer; Bastian Strobel; Paul Supper; Nataliya Rohr-Udilova; Hubert Hayden; Bruno Podesser; Thomas Reiberger; Michael Trauner; Markus Peck-Radosavljevic

16:45 - 16:57 OP139

MECHANISM OF LIVER ATROPHY DUE TO PORTAL VEIN EMBOLIZATION - ASSOCIATION WITH AUTOPHAGY AND APOPTOSIS -Yasuhito Iwao, Japan; Hidenori Ojima; Minoru Tanabe

16:57 - 17:09 OP140

EFFECT OF CHRONIC THIOACETAMIDE TREATMENT ON HEPATIC HEMODYNAMIC PARAMETERS IN RATS: EVALUATION BY MAGNETIC RESONANCE IMAGINGDenise Schaffner, Germany; Dominik Elverfeldt; Peter Deibert; Adhara Lazaro; Irmgard Merfort; Lisa Lutz; Manfred W. Baumstark; Wolfgang Kreisel; Wilfried Reichardt

Symposium

15:45 - 17:15 E-Poster Lounge 1

Horizon 2020Chairs: Michael Manns, Germany
Helena Cortez-Pinto, Portugal

15:45 - 15:50 IP277

Welcome and introduction - The importance of research

Michael Manns, Germany

15:50 - 16:05 IP278

Horizon 2020 - Health research funding opportunities

Representative from the European Commission tba

16:05 - 16:15 IP279

Questions and answers

16:15 - 16:25 IP280

How to write an outstanding grant proposal

Astrid Hoebertz, Austria

16:25 - 16:35 IP281

Where do I get help? The national contact points

Astrid Hoebertz, Austria

16:35 - 16:50 IP282

Questions and answers

16:50 - 17:00 IP283

Best practice: Managing a successful Horizon 2020 project

Arthur Kaser, United Kingdom

17:00 - 17:05 IP284



Questions and answers

17:05 - 17:05 IP285

Closing remarks

Michael Manns, Germany

Symposium	
15:45 - 17:15	E-Poster Lounge 2
Rising Stars in irritable bowel syndrom (IBS) from Europe and the USA	
Chairs: Luigi Ricciardiello, Italy Deborah D. Proctor, USA	
15:45 - 15:50	IP286
Words of welcome	
Luigi Ricciardiello, Italy	
15:50 - 15:53	IP287
Introduction of Kyle Staller, AGA Research Scholar	
Deborah D. Proctor, USA	
15:53 - 16:08	IP288
A prospective study of diet and lifestyle and risk of IBS	
Kyle Staller, USA	
16:08 - 16:16	IP289
Questions and answers	
16:16 - 16:19	IP290
Introduction of Mira Wouters, UEG Rising Star 2016	
Joost P.H. Drenth, The Netherlands	
16:19 - 16:34	IP291
TRP channel sensitisation in IBS	
Mira M. Wouters, Belgium	
16:34 - 16:42	IP292
Questions and answers	
16:42 - 16:45	IP293
Introduction of Lukas Van Oudenhove, UEG Rising Star 2012	
Luigi Ricciardiello, Italy	
16:45 - 17:00	IP294
The brain-gut axis in IBS: Bottom-up and top-down interplay between GI sensory signals and psychological processes	
Lukas Van Oudenhove, Belgium	
17:00 - 17:08	IP295
Questions and answers	
17:08 - 17:15	IP296
Closing remarks	
Deborah D. Proctor, USA	

Symposium	
15:45 - 17:15	Hotspot
Complications of cirrhosis: Which prophylaxis should we use?	
Chair: Patrizia Burra, Italy	
	 
15:45 - 15:48	IP297
Introduction	
Patrizia Burra, Italy	
15:48 - 16:10	IP298
Beta blockers for bleeding prophylaxis	
Claire Francoz, France	
16:10 - 16:32	IP299
Long-term antibiotic prophylaxis for spontaneous bacterial peritonitis	
Javier Fernandez, Spain	
16:32 - 16:54	IP300
Early TIPS after portal hypertensive bleeding episode in patients with severe liver disease	
Bogdan D. Procopet, Romania	

Scientific Programme by Day

Tuesday, October 18, 2016

Live Endoscopy

08:30 - 10:00 Room A

Live endoscopy

Chairs: Lars Aabakken, Norway
Mario Dinis-Ribeiro, Portugal
Marianna Arvanitakis, Belgium

Experts: Raf Bisschops, Belgium
Daniel Bléro, Belgium
Jacques Deviere, Belgium
Pierre Eisendrath, Belgium
Marc Giovannini, France
Mostafa Ibrahim, Belgium
Arnaud Lemmers, Belgium
Olivier Le Moine, Belgium
Stefan Seewald, Switzerland



Symposium

08:30 - 10:00 Room D

Intestinal and extra-intestinal cancers in IBD

Chairs: Charlie Lees, United Kingdom
Krisztina Barbara Gecse, Hungary



08:30 - 08:52 IP301

Colorectal cancer in IBD: Epidemiology and risk profile

Laurence Egan, Ireland

08:52 - 09:14 IP302

Small bowel and ano-rectal cancer in IBD

Franck Carbonnel, France

09:14 - 09:36 IP303

Treatment related haematologic malignant disorders in IBD

Laurent Beaugerie, France

Debate

09:36 - 09:46 IP304

Use of biologics in an IBD patient with a recent cancer diagnosis: Pro

Jean-Frederic Colombel, France

09:46 - 09:56 IP305

Use of biologics in an IBD patient with a recent cancer diagnosis: Con

Arthur Kaser, United Kingdom

Symposium

08:30 - 10:00 Room B

Therapy update: Functional upper GI syndromes

Chairs: Guy E. Boeckxstaens, Belgium
Carmelo Scarpignato, Italy



08:30 - 08:52 IP306

Functional dyspepsia

Jan Tack, Belgium

08:52 - 09:14 IP307

Gastroparesis

Vincenzo Stanghellini, Italy

09:14 - 09:36 IP308

Functional chest pain and functional heartburn

Albert J. Bredenoord, The Netherlands

09:36 - 09:58 IP309

Rumination, belching and aerophagia

Jutta Keller, Germany

Symposium

08:30 - 10:00 Room C

Challenging situations in diagnosis and treatment of acute pancreatitis

Chairs: Matthias Löhr, Sweden
Andrea Phillips, United Kingdom



08:30 - 08:52 IP310

Classifying the severity of acute pancreatitis in clinical practice: Revision of the atlanta classification (RAC) and determinant based classification (DBC)?

Hjalmar C. van Santvoort, The Netherlands

08:52 - 09:14 IP311

Conservative treatment for acute pancreatitis:

Fluid-management, nutrition and pain management

Enrique de-Madaria, Spain

09:14 - 09:36 IP312

Emergency ERCP for biliary pancreatitis

Markus M. Lerch, Germany

Debate

09:36 - 09:46 IP313

Walled-off pancreatic necrosis: Minimally invasive interventions

Marc G. H. Besselink, The Netherlands

09:46 - 09:56 IP314

Walled-off pancreatic necrosis: Endoscopic approaches

Myriam Delhaye, Belgium

Symposium
 08:30 - 10:00 Room E1
Management of GI and liver diseases during pregnancy
 Chairs: John Atherton, United Kingdom
 Janneke van der Woude, The Netherlands



08:30 - 08:52 IP315
IBD
 Janneke van der Woude, The Netherlands

08:52 - 09:14 IP316
Liver
 Christian Strassburg, Germany

09:14 - 09:36 IP317
Functional GI disorders
 Qasim Aziz, United Kingdom

09:36 - 09:58 IP318
Appendicitis
 Marja A. Boermeester, The Netherlands

Symposium
 08:30 - 10:00 Room E2
Management of Barrett's oesophagus: The gold standard
 Chairs: Peter D. Siersema, The Netherlands
 Pierre Henri Deprez, Belgium



Tandem Talks
 08:30 - 08:40 IP319
Who is at risk? Adults
 Bas L. A. M. Weusten, The Netherlands

08:40 - 08:50 IP320
Who is at risk? Children
 Frederic Gottrand, France

08:50 - 09:12 IP321
How should patients with Barrett's oesophagus be diagnosed?
 Marcia I. Canto, USA

09:12 - 09:34 IP322
How should patients with Barrett's oesophagus be followed-up?
 Stuart J. Spechler, USA

09:34 - 09:56 IP323
When and how should treatment be initiated in Barrett's oesophagus?
 Giovanni Zaninotto, Italy

Symposium
 08:30 - 10:00 Room F1
Quality in ERCP: It is how you do it that counts
 Chairs: Todd H. Baron, USA
 Thomas Rösch, Germany



08:30 - 08:52 IP324
Indications and preparation before the procedure
 Vincent Huberty, Belgium

08:52 - 09:14 IP325
How to measure perprocedural success rates?
 Jeanin E. van Hooft, The Netherlands

09:14 - 09:36 IP326
Fluoroscopy and radiation: What the endoscopist should know
 Jean-Marc Dumonceau, Switzerland

09:36 - 09:58 IP327
Post-procedure complications and reporting
 Oliver Pech, Germany

Symposium
 08:30 - 10:00 Room F2
Advanced pancreato-biliary imaging
 Chairs: Tibor Gyökere, Hungary
 Stuart Taylor, United Kingdom



08:30 - 08:52 IP328
MRI and CT: What's new?
 Maria A. Bali, Belgium

08:52 - 09:14 IP329
Advances in diagnostic pancreatobiliary EUS
 J. E. Dominguez-Munoz, Spain

09:14 - 09:36 IP330
Cholangioscopy: Are we getting any better?
 Torsten Beyna, Germany

09:36 - 09:58 IP331
Indeterminate biliary strictures: What else can we do?
 Marco J. Bruno, The Netherlands

Free Paper Session
 08:30 - 10:00 Room G
Optimising anti-TNF therapy
 Chairs: Pierre Michetti, Switzerland
 David Drobne, Slovenia

08:30 - 08:42 IP332
State-of-the-art introduction
 Pierre Michetti, Switzerland

08:42 - 08:54 OP141
CORRELATION OF ENDOSCOPIC FINDINGS WITH SERUM DRUG CONCENTRATIONS AND NEED FOR RESCUE THERAPY: SUBANALYSIS OF THE TROUGH CONCENTRATION ADAPTED INFLIXIMAB TREATMENT (TAXIT) TRIAL ✦
Lieven Pouillon, Belgium; Marc Ferrante; Gert Van Assche; Maja Noman; Ann Gils; Severine Vermeire

08:54 - 09:06 OP142
FREQUENCY AND CHARACTERISTICS OF INFUSION REACTIONS DURING BIOSIMILAR INFLIXIMAB TREATMENT IN INFLAMMATORY BOWEL DISEASES: RESULTS FROM CENTRAL EUROPEAN NATIONWIDE COHORT
Anita Balint, Hungary; Mariann Rutka; Zsuzsanna Vegh; Zsuzsanna Kurti; Krisztina B. Gecse; Janos Banai; Laszlo Bene; Beata Gasztonyi; Tunde Kristof; Laszlo Lakatos; Pal Miheller; Karoly Palatka; Arpad Patai; Agnes Salamon; Tamas Szamosi; Zoltan Szepes; Gabor T. Toth; Aron Vincze; Renata Bor; Agnes Milassin; Ferenc Nagy; Martin Kolar; Martin Bortlik; Dana Duricova; Veronica Hrubá; Martin Lukas; Katarina Mitrova; Karin Malickova; Milan Lukas; Peter L. Lakatos; Tamas Molnar; Klaudia Farkas

09:06 - 09:18 OP143
AZATHIOPRINE DOSE REDUCTION INFLAMMATORY BOWEL DISEASE PATIENTS ON COMBINATION THERAPY: A PROSPECTIVE STUDY
 Emilie Del Tedesco; Stéphane Paul; Hubert Marotte; Nicolas Williet; Jean M. Phelip; Laurent Peyrin-Biroulet; Jean-Frederic Colombel; Xavier Roblin, France

09:18 - 09:30 OP144
DOSE DE-ESCALATION TO ADALIMUMAB 40 MG EVERY THREE WEEKS IN PATIENTS WITH INFLAMMATORY BOWEL DISEASE: A RETROSPECTIVE COHORT ANALYSIS
Sophie Van Steenberghe, Belgium; Sumin Bian; Vera Ballet; Severine Vermeire; Gert Van Assche; Ann Gils; Marc Ferrante

09:30 - 09:42 OP145
EFFICACY AND SAFETY OF BIOSIMILAR INFLIXIMAB AFTER ONE-YEAR: RESULTS FROM A PROSPECTIVE NATIONWIDE COHORT
Krisztina B. Gecse, Hungary; Zsuzsanna Vegh; Zsuzsanna Kurti; Mariann Rutka; Klaudia Farkas; Janos Banai; Laszlo Bene; Beata Gasztonyi; Petra A. Golovics; Barbara D. Lovasz; Tunde Kristof; Laszlo Lakatos; Pal Miheller; Ferenc Nagy; Karoly Palatka; Mária Papp; Lilla Lakner; Arpad Patai; Agnes Salamon; Tamas Szamosi; Zoltan Szepes; Balazs Szalay; Gabor T. Toth; Aron Vincze; Tamas Molnar; Peter L. Lakatos

09:42 - 09:54 OP146
COST-UTILITY OF BIOSIMILAR INFLIXIMAB (INFLECTRA®) FOR THE TREATMENT OF LUMINAL CROHN'S DISEASE IN NINE EUROPEAN COUNTRIES
Fanni Rencz, Hungary; Valentin Brodsky; Petra Baji; Marta Pentek; Laszlo Gulacs; Petra A. Golovics; Zsuzsanna Vegh; Krisztina B. Gecse; Silvio Danese; Peter Irving; Peter L. Lakatos

Free Paper Session

08:30 - 10:00 Room K
Drug-induced upper GI bleeding
 Chairs: Krish Rangunath, United Kingdom
 Madalina Ilie, Romania

08:30 - 08:42 IP333
State-of-the-art introduction
 Krish Rangunath, United Kingdom

08:42 - 08:54 OP147
IDARUCIZUMAB FOR EMERGENT REVERSAL OF DABIGATRAN-RELATED ANTICOAGULATION DURING SEVERE GASTROINTESTINAL HEMORRHAGE: INTERIM RESULTS (N=123) FROM THE REVERSE-ADTM STUDY
 James Aisenberg; Prapti Chatterjee; Paul Reilly; Fredrik Gruenenfelder; Eva Kleine; Stephan Glund; Joanne van Ryn, Germany; Charles V. Pollack

08:54 - 09:06 OP148
ROLE OF MELATONIN RECEPTORS, SURVIVIN, INSULIN GROWTH FACTOR-1 AND ITS RECEPTOR IN PROTECTIVE ACTION OF MELATONIN AGAINST INDOMETHACIN DAMAGE OF GASTRIC EPITHELIAL CELLS
 Iwona Brzozowska; Amrita Ahluwalia; Michael K. Jones; Andrzej S. Tarnawski; Tomasz Brzozowski, Poland

09:06 - 09:18 OP149
RISK OF REBLEEDING, VASCULAR EVENTS AND DEATH AFTER GASTROINTESTINAL BLEEDING IN ANTICOAGULANT AND/OR ANTIPLATELET USERS.
Beatriz Marcén, Spain; Carlos Sostres; Viviana Laredo; Lara Ruiz; Enrique Alfaro; Patricia Camo; Patricia Carrera; Angel Lanás

09:18 - 09:30 OP150
NOVEL 4-THIAZOLIDINONE DERIVATIVES AS CYTOPROTECTIVE AGENTS AGAINST NSAID-INDUCED INJURY
Iryna Ilkiv, Ukraine; Roman Lesyk; O. Sklyarov

09:30 - 09:42 OP151
BACTERICIDAL / PERMEABILITY INCREASING FOLD-CONTAINING FAMILY B MEMBER 4 (BPIFB4) ASSOCIATED WITH NSAID-INDUCED SMALL INTESTINAL MUCOSAL INJURY
Shunji Fujimori, Japan; Koya Fukunaga; Mushiroda Taisei; Michiaki Kubo; Ryuzo Hanada; Mari Hayashida; Toshiyuki Sakurai; Keigo Mitsui; Katsuhiko Iwakiri; Choitsu Sakamoto

09:42 - 09:54 OP152
RISK OF GASTROINTESTINAL BLEEDING AND BENEFIT FROM COLORECTAL CANCER REDUCTION. A 10-YEAR POPULATION-BASED STUDY FOR LONG-TERM USE OF LOW DOSE ACETYLSALICYLIC ACID.
Joseph J. Y. Sung, China; Kelvin K. Tsoi

Free Paper Session

08:30 - 10:00 Room M
Outcomes in Peroral Endoscopic Myotomy (POEM)
 Chairs: Haruhiro Inoue, Japan
 Hubert Louis, Belgium

08:30 - 08:42 IP334
State-of-the-art introduction
 Haruhiro Inoue, Japan

08:42 - 08:54 OP153
COMPREHENSIVE ANALYSIS OF ADVERSE EVENTS ASSOCIATED WITH PER ORAL ENDOSCOPIC MYOTOMY (POEM) IN 1826 PATIENTS: AN INTERNATIONAL MULTICENTER STUDY

Yamile Haito Chavez, USA; Haruhiro Inoue; Kristin W. Beard; Peter V. Draganov; Michael Ujiki; Burkhard H. A. Rahden; Pankaj Desai; Alessandro Repici; Mathieu Pioche; Bu Hayee; Payal Saxena; Kevin Reavis; Manabu Onimaru; Valerio Balassone; Jun Nakamura; Yoshitaka Hata; Dennis Yang; Davinderbir Pannu; Ali Abbas; Yaseen Perbtani; Lava Patel; Jorg Filser; Roberta Maselli; Sabine Roman; Jérôme Rivory; Francois Mion; Thierry Ponchon; Silvana Perretta; Saowanee Ngamrueng-phong; Yen-I Chen; Majidah Bukhari; Gulara Hajiyeva; Amr Ismail; Vivek Kumbhari; Mouen Khashab

08:54 - 09:06 OP154
LONG TERM OUTCOMES OF PERORAL ENDOSCOPIC MYOTOMY (POEM) IN ACHALASIA PATIENTS WITH A MINIMUM FOLLOW-UP OF 2 YEARS: AN INTERNATIONAL MULTICENTER STUDY

Saowanee Ngamruengphong, USA; Haruhiro Inoue; Amol Bapaye; Michael Ujiki; Lava Patel; Pankaj Desai; Bu Hayee; Amyn Haji; Vivien Wong; Silvana Perretta; Shivangi Dorwat; Mathieu Pioche; Sabine Roman; Jérôme Rivory; Francois Mion; Thierry Ponchon; Aurélien Garros; Jun Nakamura; Yoshitaka Hata; Valerio Balassone; Manabu Onimaru; Gulara Hajiyeva; Amr Ismail; Yen-I Chen; Majidah Bukhari; Yamile H. Chavez; Vivek Kumbhari; Roberta Maselli; Alessandro Repici; Mouen Khashab

09:06 - 09:18 OP155
A 5-YEAR LONG POEM EXPERIENCE. IS IT TIME TO DRAW CONCLUSIONS?

Pietro Familiari, Italy; Anna Calì; Rosario Landi; Giovanni Gigante; Andrea Tringali; Ivo Boskoski; Vincenzo Bove; Vincenzo Perri; Federica Borrelli de Andreis; Guido Costamagna

09:18 - 09:30 OP156
MAJOR PERI-OPERATIVE ADVERSE EVENTS OF PERORAL ENDOSCOPIC MYOTOMY (POEM): 5 YEARS' EXPERIENCE, 1680 PATIENTS
Quan-Lin Li, China; Xiao-Cen Zhang; Ping-Hong Zhou

09:30 - 09:42 OP157
COMPARATIVE EVALUATION OF PERORAL ENDOSCOPIC MYOTOMY (POEM) FOR THE TREATMENT OF ACHALASIA IN PATIENTS WITH FAILED HELLER MYOTOMY VS PATIENTS WITHOUT A HISTORY OF SURGICAL MYOTOMY: A MULTICENTER RETROSPECTIVE COHORT STUDY

Saowanee Ngamruengphong, USA; Haruhiro Inoue; Michael Ujiki; Amol Bapaye; Pankaj Desai; Thierry Ponchon; Shivangi Dorwat; Peter V. Draganov; Yaseen Perbtani; Ali Abbas; Davinderbir Pannu; Dennis Yang; Silvana Perretta; John Romanelli; David Desilets; Bu Hayee; Lava Patel; Mathieu Pioche; Sabine Roman; Jérôme Rivory; Francois Mion; Aurélien Garros; Jun Nakamura; Yoshitaka Hata; Valerio Balassone; Manabu Onimaru; Gulara Hajiyeva; Amr Ismail; Yen-I Chen; Majidah Bukhari; Yamile H. Chavez; Vivek Kumbhari; Roberta Maselli; Alessandro Repici; Mouen Khashab

09:42 - 09:54 OP158
GASTRIC PERORAL ENDOSCOPIC ANTRO-PYLORO-MYOTOMY (G-POEM) FOR THE TREATMENT OF REFRACTORY GASTROPARESIS: LARGEST SERIES WITH CLINICAL AND SCINTIGRAPHIC FOLLOW-UP
Jean-Michel Gonzalez, France; Valentin Lestelle; Alban Benezech; Veronique Vitton; Marc Barthet

Translational Basic Science

08:30 - 10:00 Room 1.61/1.62
Liver fibrosis: From mechanism to therapy
 Chairs: Michael Trauner, Austria
 Antonio Moschetta, Italy



08:30 - 08:52 IP335
Nuclear receptors in liver fibrosis
 Antonio Moschetta, Italy

08:52 - 09:14 IP336
Role of fatty acid synthesis inhibition
 Antonio Vidal-Puig, United Kingdom

09:14 - 09:36 IP337
Reconnect with the microbiota: Probiotics and faecal transplantation
 Herbert Tilg, Austria

09:36 - 09:48 OP159
EXPRESSION OF CONSTITUTIVELY ACTIVE IKK2 LEADS TO LIVER FIBROSIS AND INCREASED CARCINOGENESIS IN THE BACKGROUND OF LIVER SPECIFIC TRP53 DELETION
 Michael Svinarenko, Germany; Sarah F. Katz; Sarah Fischer; Harald Maier; Andrea Tannapfel; Thomas Seufferlein; André Lechel

09:48 - 10:00 OP160
EXPRESSION OF CD161 ON CD4+ T CELLS PROMOTES HEPATITIS B VIRUS RELATED LIVER FIBROSIS THROUGH ACID SPHINGOMYELINASE AND CD161-LECTIN-LIKE TRANSCRIPT-1 INTERACTION
 Li-sha Cheng, China; Si-Qi Wang; Wei Jiang

Today's Science, Tomorrow's Medicine

08:30 - 10:00 Room N1
Free Paper Session: Novel diagnostic tools – Going deeper and deeper into the bowel
 Chairs: Roland Valori, United Kingdom
 Imke Atraya, Germany

08:30 - 08:42 OP161
FULL SPECTRUM ENDOSCOPY (FUSE) IN THE DETECTION OF INFLAMMATORY BOWEL DISEASE NEOPLASIA (FUSION): A RANDOMIZED CROSSOVER TANDEM STUDY VERSUS CONVENTIONAL COLONOSCOPY
 Rupert W. Leong, Australia; Marie Ooi; Crispin Corte; Yunki Yau; Melissa Kermeen; Aladdin Alswaifi; Peter Katelaris; Charles McDonald; Meng Ngu

08:42 - 08:54 OP162
THE ACCURACY OF WAVSTAT VERSION 4 OPTICAL BIOPSY FORCEPS IN CHARACTERIZING COLORECTAL POLYPS LESS 10 MM : A PROSPECTIVE BLINDED STUDY
 Noor Mohammed, United Kingdom; Ruchit Sood; Suresh V. Venkatachalapathy; Faisal Abid; Nick Burr; pavit Iuthra; James Meadows; Jenelyn Carboneli; Olorunda Rotimi; Venkataraman Subramanian

08:54 - 09:06 OP163
DEEPER AND DEEPER INTO THE SMALL BOWEL IN PEDIATRIC CROHN'S DISEASE: PROSPECTIVE COMPARATIVE STUDY BETWEEN SMALL INTESTINE CONTRAST ULTRASONOGRAPHY (SICUS) AND MAGNETIC RESONANCE IMAGING
 Fortunata Civitelli, Italy; Francesca Maccioni; Salvatore Oлива; Franca Viola; Anna Dilillo; Marina Aloï; Salvatore Cucchiara

09:06 - 09:18 OP164
A ROLE FOR T CELL CLONAL EXPANSIONS IN THE POST-OPERATIVE RECURRENCE IN CROHN'S DISEASE: A STUDY FROM THE REMIND GROUP
 Matthieu Allez, France; Marjolaine NGollo; Carmen Stefanescu; Claire Auzolle; Stéphane Nancy; Faycal Djenidi; Maria Nachury; Anthony Buisson; Harry Sokol; Xavier Treton; Nicolas Barnich; Philippe Seksik; Lionel Le Bourhis

09:18 - 09:30 OP165
TARGETED CHEMICAL ANALYSIS OF THE COLON CANCER MICROBIOME USING DESORPTION ELECTROSPRAY IONISATION MASS SPECTROMETRY IMAGING (DESI-MSI)
 James Alexander, United Kingdom; Anna Mroz; Alvaro Perdones-Monteiro; Alasdair Scott; Louise Gildea; Simon Cameron; Frankie Bolt; Francesca Rosini; Robert Goldin; James Mckenzie; Adam Burke; Nicole Strittmatter; Nikolaos Koundouros; Kirill Veselkov; Ara Darzi; George Poulgiannis; David Cunningham; Jeremy Nicholson; Julian Marchesi; Zoltan Takats; James Kinross; Julian Teare

09:30 - 09:42 OP166
UNSUPERVISED, TRANSCRIPTOMICS-BASED CLUSTERING OF ULCERATIVE COLITIS PATIENTS REVEALS MARKED HETEROGENEITY THAT RELATES TO ANTI-TNF TREATMENT RESPONSE
 Calixte Monast; Aleksandar Stojmirovic; Radu Dobrin; Carrie Brodmerkel; Frédéric Baribaud, USA

09:42 - 09:54 OP167
COMPREHENSIVE CIRCULATORY TRANSCRIPTOME AND PROTEOMIC PROFILING IN NEWLY DIAGNOSED INFLAMMATORY BOWEL DISEASES: A MULTI-CENTRE COHORT STUDY
 Rahul Kalla, United Kingdom; Alex T. Adams; Jonas Lindstrom; IBD Character Consortium; Morten H. Vatn; Jørgen Jahnsen; Petr Ricanek; Daniel Bergemalm; Johan D. Söderholm; Marieke J. Pierik; Fernando Gomollon; Mauro D'Amato; Jonas Halfvarson; Jack Satsangi

Free Paper Session

08:30 - 10:00 Room N2
Improving detection of polyps
 Chairs: Luigi Ricciardiello, Italy
 Yasmijn van Herwaarden, The Netherlands

08:30 - 08:42 IP338
State-of-the-art introduction
 Yasmijn van Herwaarden, The Netherlands

08:42 - 08:54 OP168
A RANDOMIZED, CONTROLLED TRIAL COMPARING AIR INSUFFLATION, WATER IMMERSION AND WATER EXCHANGE FOR ADENOMA DETECTION IN SCREENING COLONOSCOPY PATIENTS
 Sergio Cadoni, Italy; Premysl Falt; Emanuele Rondonotti; Franco Radaelli; Petr Fojtik; Paolo Gallittu; Mauro Liggi; Arnaldo Amato; Silvia Paggi; V. Smajstrla; Ondrej Urban; Matteo Erriu; Felix W. Leung

08:54 - 09:06 OP169
EFFICACY OF ENDOCUFF-ASSISTED COLONOSCOPY IN THE DETECTION OF COLORECTAL POLYPS
 Yoshiki Wada, Japan; Yoko Wada; Masahiro Wada; Yumiko Fukuma; Masayoshi Fukuda; Kazuo Ohtsuka

09:06 - 09:18 OP170
DEVELOPMENT AND VALIDATION OF A SIMPLE CLASSIFICATION SYSTEM FOR IN VIVO DIAGNOSIS OF COLORECTAL POLYPS USING THE NEWLY INTRODUCED OPTICAL ENHANCEMENT (OE) TECHNOLOGY
Helmut Neumann, Germany; Michael Vieth; Lucia Fry; Gian E. Tontini; Klaus Mönkemüller

09:18 - 09:30 OP171
FREQUENCY AND PREDICTORS OF ADVANCED HISTOLOGY IN LARGE NON-PEDUNCULATED COLORECTAL POLYPS: EXPERIENCE-BASED DATA AT A UNIVERSITY HOSPITAL
Hao R. Cheng, The Netherlands; Roel M. M. Bogie; Bjorn Winkens; Heike I. Grabsch; Rogier de Ridder; Jan W. A. Straathof; Ad A. Masclee; Silvia Sanduleanu

09:30 - 09:42 OP172
HEALTH EFFECTS AND COSTS DUE TO POST-COLONOSCOPY COLORECTAL CANCER
Mattias Aronsson, Sweden; Per Carlsson; Anders Ekborn; Rolf Hultcrantz; Anna Forsberg

09:42 - 09:54 OP173
COMPARISON OF COLONOSCOPY, SIGMOIDOSCOPY AND MULTIPLE ROUNDS OF FIT-BASED COLORECTAL CANCER SCREENING: LONG-TERM FOLLOW-UP
Elisabeth J. Grobbee, The Netherlands; Manon van der Vlugt; Anneke J. van Vuuren; An K. Stroobants; Rosalie C. Mallant-Hent; Iris Lansdorp-Vogelaar; Patrick M. Bossuyt; Ernst J. Kuipers; Evelien Dekker; Manon C. W. Spaander

Free Paper Session

08:30 - 10:00 Room L7
Surgery in IBD
 Chairs: Dieter Hahnloser, Switzerland
 Gianluca Sampietro, Italy

08:30 - 08:42 IP339
State-of-the-art introduction
 Gianluca Sampietro, Italy

08:42 - 08:54 OP174
OUTCOMES OF EMERGENCY ADMISSIONS WITH CROHN'S DISEASE IN ADULTS IN ENGLAND BETWEEN 2004 AND 2014
James Rees, United Kingdom; Jemma Mytton; Felicity Evison; Prashant Patel; Rachel Cooney; Nigel Trudgill

08:54 - 09:06 OP175
IS THE 'RESET' SURGERY EFFECTIVE FOR CROHN'S DISEASE PATIENTS REFRACTORY TO ANTI-TNF? THERAPY?
Shiho Takashima, Japan; Sakiko Hiraoka; Yoshitaka Kondo; Toshihiro Inokuchi; Daisuke Takei; Asuka Nakarai; Yuusaku Sugihara; Masahiro Takahara; Keita Harada; Hiroyuki Okada

09:06 - 09:18 OP176
IMPACT OF MINIMALLY INVASIVE SURGERY ON QUALITY OF LIFE AFTER SURGERY FOR CROHN'S DISEASE TERMINAL ILEITIS
Imerio Angriman, Italy; Oscar Zini; Renata D'Inca; Giacomo C. Sturniolo; Romeo Bardini; Marco Scarpa

09:18 - 09:30 OP177
CLOSE RECTAL DISSECTION VERSUS TOTAL MESORECTAL EXCISION IN PATIENTS WITH INFLAMMATORY BOWEL DISEASE UNDERGOING PROCTECTOMY
Joline de Groof, The Netherlands; Oddeke van Ruler; Manon Wildenberg; Jessica de Bruyn; Pieter Tanis; Gijs R. van den Brink; Willem A. Bemelman; Christianne J. Buskens

09:30 - 09:42 OP178
LONG-TERM FOLLOW-UP AFTER ILEORECTAL ANASTOMOSIS IN ULCERATIVE COLITIS (UC): A GETAID/GETAID CHIRURGIE MULTICENTER RETROSPECTIVE COHORT OF 343 PATIENTS
Mathieu Uzzan, France; Jacques Cosnes; Nathalie Gault; Aurelien Amiot; Jean-Marc Gornet; Philippe Seksik; Stéphane Nancey; David Laharie; Matthieu Allez; Maria Nachury; Anne L. Pelletier; Vered Abitbol; Mathurin Fumery; Anthony Buisson; Romain Altwegg; Yves Panis; Xavier Treton

09:42 - 09:54 OP179
THERAPY REFRACTORY UC PATIENTS MAY BENEFIT FROM APPENDECTOMY; EARLY RESULT FROM THE PASSION STUDY
Saloomeh Sahami, The Netherlands; Christianne J. Buskens; Desmond C. Winter; Sean Martin; Geert R. A. M. D'Haens; Willem A. Bemelman

Free Paper Session

08:30 - 10:00 Room L8
GI infections from mechanisms to treatment
 Chairs: Antonio Gasbarrini, Italy
 Grainne Holleran, Ireland

08:30 - 08:42 IP340
State-of-the-art introduction
 Antonio Gasbarrini, Italy

08:42 - 08:54 OP180
THE RISK OF CLOSTRIDIUM DIFFICILE INFECTION IN PATIENTS WITH PERNICIOUS ANAEMIA: A RETROSPECTIVE COHORT STUDY USING PRIMARY CARE DATABASE.
Fatmah Othman, United Kingdom; Colin J. Crooks; Timothy Card

08:54 - 09:06 OP181
CONSISTENT AND REPRODUCIBLE PRODUCTION OF A MICROBIOTA-BASED DRUG FOR RECURRENT C. DIFFICILE INFECTION: APPLICATION OF A NOVEL DIAGNOSTIC FOR DYSBIOSIS
 Courtney Jones, USA

Tuesday, October 18, 2016

09:06 - 09:18 OP182
A METHYL DONOR MOLECULES-SUPPLEMENTED DIET ERADICATES E. COLI POPULATION AND METHYLATES CEACAM6 PROMOTER DECREASING ITS EXPRESSION IN COLONIC EPITHELIAL CELLS IN MICE
Elodie Gimier, France; Allison Agus; Nicolas Barnich; Jérémy Denizot

09:18 - 09:30 OP183
COMPARATIVE GENOMICS AND SINGLE NUCLEOTIDE POLYMORPHISM DISTRIBUTION BETWEEN ADHERENT-INVASIVE ESCHERICHIA COLI (AIEC) AND NON-AIEC STRAINS FROM THE HUMAN INTESTINE
Carla Camprubí, Spain; Mireia Lopez-Siles; Meritxell Ferrer-Guixeras; Laura Niubo-Carulla; Carles Abellà-Ametller; Jesús García-Gil; Margarita Martínez-Medina

09:30 - 09:42 OP184
ENTEROHEMORRHAGIC ESCHERICHIA COLI TROPISM TO PEYER'S PATCHES: ROLE OF LONG POLAR FIMBRIAE AND INHIBITION BY A PROBIOTIC YEAST
Charlotte Cordonnier, France; Justine Ramboz; Jonathan Thévenot; Lucie Etienne-Mesmin; Amandine Rougeron; Sandra Renier; Nicolas Barnich; Stéphanie Blanquet-Diot; Valérie Livrelli

09:42 - 09:54 OP185
CURRENT OR PAST CLOSTRIDIUM DIFFICILE INFECTION IS ASSOCIATED WITH INCREASED MORTALITY, MORBIDITY AND RESOURCE UTILIZATION AMONG PATIENTS HOSPITALIZED FOR CROHN'S DISEASE: RESULTS OF A NATIONWIDE ANALYSIS
Paul Kroner, USA; Marwan S. Abougergi

Free Paper Session

08:30 - 10:00 Room 1.86
Colon cancer: From screening to palliation
 Chairs: Dirk Domagk, Germany
 Vivian Ekkelenkamp, The Netherlands

08:30 - 08:42 IP341
State-of-the-art introduction
 Dirk Domagk, Germany

08:42 - 08:54 OP186
SELF-EXPANDABLE METALLIC STENT AS BRIDGE TO SURGERY IS MORE SUPERIOR THAN TRANSANAL DRAINAGE TUBE AT QUALITY OF LIFE FOR THE PATIENTS WITH PRIMARY MALIGNANT COLORECTAL OBSTRUCTION.
Kentaro Kojima, Japan; Nobuo Toda; Shigeyuki Kurosaki; Kazuyoshi Funato; Satoshi Kawamura; Yuki Karasawa; Shuya Maeshima; Takamasa Ohki; Michiharu Seki; Kazumi Tagawa

08:54 - 09:06 OP187
EVALUATION OF CLINICAL FACTORS ASSOCIATED WITH THE TECHNICAL DIFFICULTY OF SELF-EXPANDABLE METALLIC STENT PLACEMENT FOR MALIGNANT COLORECTAL OBSTRUCTION
Mamoru Shimada, Japan; Toshio Kuwai; Akibumi Kanazawa; Shuntaro Yoshida; Hiroyuki Isayama; Takeaki Matsuzawa; Tomonori Yamada; Shuji Saito; Nobuto Hirata; Takashi Sasaki; Koichi Koizumi; Kenji Tominaga; Iruru Maetani; Yoshihisa Saida

09:06 - 09:18 OP188
17 YEARS OF SINGLE CENTER EXPERIENCE WITH SELF-EXPANDABLE METAL STENTS IN COLONIC OBSTRUCTION
Trine Bjerke, Denmark; Morten Rasmussen; Soren Meisner

09:18 - 09:30 OP189
LONG-TERM SURVIVAL AFTER ENDOSCOPIC STENTING AS A BRIDGE TO SURGERY IN OBSTRUCTIVE COLON CANCER: A SINGLE CENTER STUDY
Bram Verstockt, Belgium; Annelien Van Driessche; Marc De Man; Pieter van der Spek; Koen Hendrickx; Veerle Casneuf; Pieter Dobbels; Yves Van Molhem; Jo Vandervoort

09:30 - 09:42 OP190
IMPACT OF MORTALITY FROM SURGICAL ADENOMA REMOVAL ON THE EFFECTIVENESS OF COLORECTAL CANCER SCREENING
Maaïke Buskermolen, The Netherlands; Miriam P. van der Meulen; Esther Toes-Zoutendijk; Monique van Leerdam; Manon C. W. Spaander; Harry de Koning; Iris Lansdorp-Vogelaar

09:42 - 09:54 OP191
SCREENING COLONOSCOPIES IN SENIORS OVER 70 YEARS OF AGE
Ivana Mikoviny Kajzrlíkova, Czech Republic; Petr Vitek; Josef Chalupa; Jan Kuchar; Jiri Platos; Pavel Reha

Symposium

09:00 - 10:00 Hotspot
Diagnosis of IBS: What is the preferred strategy?
 Chair: Fermin Mearín Manrique, Spain



09:00 - 09:03 IP342
Introduction
 Fermin Mearín Manrique, Spain

09:03 - 09:08 IP343
A positive diagnostic strategy is preferred in IBS
 Lin Chang, USA

09:08 - 09:16 IP344
PANEL DISCUSSION

09:16 - 09:21 IP345
IBS is a disorder of exclusion: An extensive diagnostic work-up is necessary
 David S. Sanders, United Kingdom

09:21 - 09:29 IP346
PANEL DISCUSSION

09:29 - 09:34 IP347
IBS is an organic GI disease that should be defined by biomarkers
 Giovanni Barbara, Italy

09:34 - 09:42 IP348
PANEL DISCUSSION

Live Endoscopy
 10:30 - 12:00 Room A
Live endoscopy
 Chairs: Tomas Hucl, Czech Republic
 Guido Costamagna, Italy
 Marianna Arvanitakis, Belgium
 Experts: Raf Bisschops, Belgium
 Daniel Bléro, Belgium
 Jacques Deviere, Belgium
 Pierre Eisendrath, Belgium
 Marc Giovannini, France
 Mostafa Ibrahim, Belgium
 Arnaud Lemmers, Belgium
 Olivier Le Moine, Belgium
 Stefan Seewald, Switzerland

Symposium
 10:30 - 12:00 Room D
Does my patient really have GORD?
 Chairs: Frank Zerbib, France
 Mark Fox, Switzerland

10:30 - 10:52 IP349
Can we diagnose GORD on clinical history only?
 Pali Hungin, United Kingdom

Debate
 10:52 - 11:02 IP350
Upper GI endoscopy in patients with reflux: Biopsies should always be taken
 Cord Langner, Austria

11:02 - 11:12 IP351
Upper GI endoscopy in patients with reflux: Biopsies are unnecessary
 Albert J. Bredenoord, The Netherlands

11:12 - 11:34 IP352
Rising Star: Clinical value of oesophageal impedance-pH monitoring in GORD management ✦
 Edoardo Savarino, Italy

11:34 - 11:56 IP353
Can high-resolution manometry contribute to diagnose GORD?
 Sabine Roman, France

Symposium
 10:30 - 12:00 Room B
Therapy update: Constipation
 Chairs: Carolynne Vaizey, United Kingdom
 Lesley Houghton, USA

10:30 - 10:52 IP354
Diet
 Robin Spiller, United Kingdom

10:52 - 11:14 IP355
Medical treatment
 Viola Andresen, Germany

11:14 - 11:36 IP356
Behavioural treatment
 William E. Whitehead, USA

11:36 - 11:58 IP357
Surgical treatment
 Charles H. Knowles, United Kingdom

Symposium
 10:30 - 12:00 Room C
IBD in young people
 Chairs: Franck Carbonnel, France
 Jan Taminiau, Belgium

Debate
 10:30 - 10:40 IP358
Management of early Crohn's disease: Nutritional therapy!
 Sibylle Koletzko, Germany

10:40 - 10:50 IP359
Management of early Crohn's disease: Immunosuppression!
 James Lindsay, United Kingdom

10:50 - 11:00 IP360
Surgery in young female patients with ulcerative colitis: Pro ileorectal anastomosis
 Pär Myrelid, Sweden

11:00 - 11:10 IP361
Surgery in young female patients with ulcerative colitis: Pro ileal-pouch anastomosis
 Yves Panis, France

Tandem Talks

11:10 - 11:20 IP362

Transition from the paediatrician to the adult gastroenterologist: What do we expect from each other? - The paediatrician's view

Gigi Veereman, Belgium

11:20 - 11:30 IP363

Transition from the paediatrician to the adult gastroenterologist: What do we expect from each other? - The adult gastroenterologist's view

Britta Siegmund, Germany

11:30 - 11:52 IP364

PANEL DISCUSSION**Symposium**

10:30 - 12:00 Room E1

Prevention and early diagnosis of pancreatic cancerChairs: Thomas M. Gress, Germany
Marco J. Bruno, The Netherlands

10:30 - 10:52 IP365

Environmental risk factors for pancreatic cancer

Nuria Malats, Spain

10:52 - 11:14 IP366

How should we screen for pancreatic cancer and what should we be looking for?

Femme Harinck, The Netherlands

11:14 - 11:36 IP367

How long does it take for pancreatic cancer to develop: Months or decades?

Michael Goggins, USA

11:36 - 11:58 IP368

Surgery for early pancreatic cancer

John Neoptolemos, United Kingdom

Symposium

10:30 - 12:00 Room E2

From guidelines to clinical practice: Portal hypertensive bleedingChairs: Dominique Thabut, France
Rajiv Jalan, United Kingdom

10:30 - 10:52 IP369

Endoscopic treatment in active bleeding: Bands, glue, stents or powder?

Todd H. Baron, USA

10:52 - 11:14 IP370

Medical treatment

Jonel Trebicka, Germany

11:14 - 11:36 IP371

What do you do when endoscopy does not help?

Bogdan D. Procopet, Romania

11:36 - 11:58 IP372

Prophylaxis

Thomas Reiberger, Austria

Symposium

10:30 - 12:00 Room F1

Colon cancer: More than one disease?Chairs: Dirk Arnold, Germany
Nuno Figueiredo, Portugal**Debate:**

10:30 - 10:52 IP373

Left sided and right sided cancers: Consequences for treatment? - Pro

Eric Van Cutsem, Belgium

10:52 - 11:14 IP374

Left sided and right sided cancers: Consequences for treatment? - Con

Dirk Arnold, Germany

11:14 - 11:36 IP375

Predictive biomarkers in colorectal cancer: Ready for personalised treatment?

Thomas Aparicio, France

11:36 - 11:58 IP376

Stratification of tumour subtypes: Any progress for the adjuvant setting?

Philippe Rougier, France

Free Paper Session

10:30 - 12:00 Room F2

Complications in IBDChairs: Laurent Beaugerie, France
Simon Travis, United Kingdom

10:30 - 10:42 IP377

State-of-the-art Introduction

Laurent Beaugerie, France

10:42 - 10:54 OP192
THE OCCURENCE OF ANAEMIA AND ANAEMIA SUBTYPES DURING THE FIRST YEAR OF DISEASE IN AN EAST-WEST EUROPEAN INCEPTION COHORT? AN ECCO-EPICOM COHORT STUDY
Johan Burisch, Denmark; Lars U. Gerdes; Sven Almer; S. Cukovic Cavka; Shaji Sebastian; Ioannis Kaimakliotis; Dana Duricova; Natalia Pedersen; Riina Salupere; Kari R. Nielsen; Pia M. Oksanen; Konstantinos H. Katsanos; Shmuel Odes; Vibeke Andersen; Daniela Valpiani; Limas Kupcinskas; Svetlana Turcan; Fernando Magro; Adrian Goldis; Kristoffer Kofod Vinding; Elena Belousova; Karin Ladefoged; Yvonne Bailey; Vicent Hernandez; Jonas Halfvarson; Olga Shonová; Naila Arebi; Marte L. Hoivik; Bjørn Moum; Ebbe Langholz; Peter L. Lakatos; Pia Munkholm; Jens F. Dahlerup

10:54 - 11:06 OP193
INCIDENCE AND RISK FACTORS OF SERIOUS VIRAL INFECTIONS IN INFLAMMATORY BOWEL DISEASE
Andrew Wisniewski, France; Julien Kirchgerner; Cecilia Landman; Anne Bourrier; Isabelle Nion Larmurier; Harry Sokol; Philippe Seksik; Jacques Cosnes; Laurent Beaugerie

11:06 - 11:18 OP194
COLORECTAL CANCER RISK IN A NATIONWIDE INFLAMMATORY BOWEL DISEASE COHORT WITH LOW GRADE DYSPLASIA
Lauranne Derikx, The Netherlands; Sanne V. Tilburg; Iris D. Nagtegaal; Loes Nissen; Frank Hoentjen

11:18 - 11:30 OP195
ROLE OF DIFFUSION-WEIGHTED IMAGING (DWI) IN MRI-ENTEROGRAPHY FOR THE EVALUATION OF SURGICAL RISK IN PATIENTS WITH CROHN'S DISEASE
Anna Testa, Italy; Antonio Rispo; Pier P. Mainenti; Dario Musto; Nicola Imperatore; Matilde Rea; Olga M. Nardone; Nicola Caporaso; Fabiana Castiglione

11:30 - 11:42 OP196
PREDICTORS OF FIRST COLONIC EPITHELIAL NEOPLASIA IN PATIENTS WITH INFLAMMATORY BOWEL DISEASE UNDERGOING COLONOSCOPIC SURVEILLANCE
Julien Kirchgerner, France; Magali Svrcek; Cecilia Landman; Anne Bourrier; Isabelle Nion Larmurier; Nadia Hoyeau; Harry Sokol; Philippe Seksik; Jacques Cosnes; Jean-Francois Fléjou; Laurent Beaugerie

11:42 - 11:54 OP197
WITHDRAWN

Symposium
 10:30 - 12:00 Room G
Detection and management of serrated lesions of the colorectum
 Chairs: James Edward East, United Kingdom
 Jaroslaw Regula, Poland

10:30 - 10:52 IP378
The pathologist's perspective
 Arzu Ensari, Turkey

10:52 - 11:14 IP379
Endoscopic detection and characterisation
 Evelien Dekker, The Netherlands

11:14 - 11:36 IP380
Endoscopic resection techniques
 Michael J. Bourke, Australia

11:36 - 11:58 IP381
Surveillance strategies
 Michal F. Kaminski, Poland

Free Paper Session
 10:30 - 12:00 Room K
Colorectal cancer screening: State-of-the-art
 Chairs: Martina Mueller-Schilling, Germany
 Tomer Adar, Israel

10:30 - 10:42 IP382
State-of-the-art introduction
 Martina Mueller-Schilling, Germany

10:42 - 10:54 OP198
PREDICTORS AND TRENDS IN FECAL HEMOGLOBIN CONCENTRATION: LONG-TERM FOLLOW-UP OF FIT-NEGATIVE SCREENEES IN POPULATION-BASED COLORECTAL CANCER SCREENING
Elisabeth J. Grobbee, The Netherlands; Eline H. Schreuders; Bettina Hansen; Marco J. Bruno; Iris Lansdorp-Vogelaar; Manon C. W. Spaander; Ernst J. Kuipers

10:54 - 11:06 OP199
MASS SCREENING FOR COLORECTAL CANCER BY USING A FECAL IMMUNOCHEMICAL TEST IN COMBINATION WITH FLEXIBLE SIMOIDOSCOPY
Ryoichi Nozaki, Japan; Kazutaka Yamada; Masahio Takano

11:06 - 11:18 OP200
GASTROINTESTINAL EVENTS AFTER A NORMAL COLONOSCOPY IN FIT-POSITIVE PARTICIPANTS IN AN ORGANIZED, POPULATION-BASED COLORECTAL CANCER SCREENING PROGRAM
Liseth Rivero Sánchez, Spain; Maria Pellise; Maria Lopez-Ceron; Jaume Grau; Angels Pozo; Anna Serradesanferm; Mireia Diaz; Cristina Rodriguez de Miguel; Josep M. Auge; Laura Llovet; Antoni Castells

11:18 - 11:30 OP201
CHANGES IN HEALTH BEHAVIOUR ONE-YEAR AFTER TESTING NEGATIVE AT COLORECTAL CANCER SCREENING? A RANDOMIZED CONTROLLED STUDY.
 Markus D. Knudsen, Norway; Anette Hjartåker; Geir Hoff; Thomas de Lange; Tomm Bernklev; Paula Berstad

11:30 - 11:42 OP202
SCREEN-DETECTED AND NON-SCREEN-DETECTED COLORECTAL CANCERS AFTER FOUR ROUNDS OF FECAL IMMUNOCHEMICAL TEST-BASED COLORECTAL CANCER SCREENING
 Manon van der Vlugt, The Netherlands; Elisabeth J. Grobbee; Patrick M. Bossuyt; Amanda Bos; Iris Lansdorp-Vogelaar; Manon C. W. Spaander; Evelien Dekker

11:42 - 11:54 OP203
THE ADDED BENEFIT OF SURVEILLANCE IN COLORECTAL CANCER SCREENING
 Marjolain J. E. Greuter, The Netherlands; Evelien Dekker; Gerrit A. Meijer; Veerle M. H. Coupé

Free Paper Session

10:30 - 12:00 Room M
Viral hepatitis: Natural history and treatment
 Chairs: Mario Reis Alvares-da-Silva, Brazil
 Alessandra Mangia, Italy

10:30 - 10:42 IP383
State-of-the-art introduction
 Mario Reis Alvares-da-Silva, Brazil

10:42 - 10:54 OP204
SUSTAINED VIROLOGIC RESPONSE TO INTERFERON-FREE THERAPIES AMELIORATES HCV-INDUCED PORTAL HYPERTENSION
 Mattias Mandorfer, Austria; Karin Kozbial; Philipp Schwabl; Clarissa Freissmuth; Rémy Schwarzer; Rafael Stern; David Chromy; Albert F. Stättermayer; Thomas Reiberger; Sandra Beinhardt; Wolfgang Sieghart; Michael Trauner; Harald Hofer; Arnulf Ferlitsch; Peter Ferenci; Markus Peck-Radosavljevic

10:54 - 11:06 OP205
WITHDRAWN

11:06 - 11:18 OP206
RISK OF AND PREDICTORS FOR CLINICAL EVENTS FOLLOWING VIROLOGICAL RELAPSE IN CHRONIC HEPATITIS B PATIENTS AFTER CESSATION OF NUCLEOS(T) IDE ANALOGUE THERAPY
 Yao-Chun Hsu, Taiwan; Chun-Ying Wu; Chi-Yang Chang; Jaw-Town Lin

11:18 - 11:30 OP207
COMBINATION THERAPY WITH DACLATASVIR AND ASUNAPREVIR IN CIRRHOTIC AND NON-CIRRHOTIC PATIENTS WITH HEPATITIS C VIRUS GENOTYPE 1B IN JAPAN
 Akihiro Tamori, Japan; Masaru Enomoto; Sawako Kobayashi-Uchida; Hoang Hai; Yuga Teranishi; Hiroyuki Motoyama; Ritsuzo Kozuka; Etsushi Kawamura; Atsushi Hagihara; Yoshiki Murakami; Norifumi Kawada

11:30 - 11:42 OP208
EXPERIENCE IN THE MANAGEMENT OF DECOMPENSATED HCV CIRRHOTIC PATIENTS WITH LOW DOSE SOFOSBUVIR AND RIBAVIRIN COMBINED WITH DACLATASVIR.
 Amr S. Hanafy, Egypt

11:42 - 11:54 OP209
INTERFERON-FREE DAA TREATMENTS DECREASE PORTAL PRESSURE AND HALT HISTOLOGICAL NECRO-INFLAMMATION IN HIV/HCV - COINFECTED PATIENTS WITH PORTAL HYPERTENSION ✦
 Philipp Schwabl, Austria; Mattias Mandorfer; Sebastian Steiner; Bernhard Scheiner; Theresa Bucsecs; Katharina Grabmeier-Pfistershammer; Maximilian Aichelburg; Wolfgang Sieghart; Arnulf Ferlitsch; Michael Trauner; Markus Peck-Radosavljevic; Thomas Reiberger

Translational Basic Science

10:30 - 12:00 Room 1.61/1.62
Structural changes in functional GI disorders: Time to remove the term "functional"?
 Chairs: Guy E. Boeckxstaens, Belgium
 Roberto De Giorgio, Italy



10:30 - 10:52 IP384
Altered permeability
 Daisy M. Jonkers, The Netherlands

10:52 - 11:14 IP385
Intestinal microenvironment? food, bugs, bile and gas
 Fernando Azpiroz, Spain

11:14 - 11:36 IP386
Rising Star: Neuro-immune interactions in visceral hypersensitivity ✦
 Mira M. Wouters, Belgium

11:36 - 11:58 IP387
Structural and functional brain changes
 Qasim Aziz, United Kingdom

Today's Science, Tomorrow's Medicine

10:30 - 12:00 Room N1
Bringing molecular tests to GI cancer clinics
 Chairs: Fatima Carneiro, Portugal
 Thomas Seufferlein, Germany



10:30 - 10:52 IP388
Tumour sequencing: Hype or help for the clinician?
 Jessica Zucman-Rossi, France

10:52 - 11:14 IP389
Colon cancer
 Federica Di Nicolantonio, Italy

11:14 - 11:36 IP390
Barrett's and oesophageal cancer
 Rebecca C. Fitzgerald, United Kingdom

11:36 - 11:58 IP391
Pancreatic cancer
 Dieter Saur, Germany

Free Paper Session

10:30 - 12:00 Room N2
Improving detection and treatment of colonic polyps
 Chairs: Michael Häfner, Austria
 Monique van Leerdam, The Netherlands

10:30 - 10:42 IP392
State-of-the-art introduction
 Michael Häfner, Austria

10:42 - 10:54 OP210
RANDOMIZED, BACK-TO-BACK TRIAL OF NEW GENERATION OF NBI (HQ 290) FOR THE DETECTION OF COLORECTAL POLYPS
Hyeon J. Goong, Republic of Korea; Bong M. Ko; Seong R. Jeon; HyunG. Kim; Su J. Hong; Jin-Oh Kim; Moon S. Lee

10:54 - 11:06 OP211
DIAGNOSTIC CHARACTERISTICS OF DEPRESSED TYPE COLORECTAL NEOPLASMS IN MAGNIFYING ENDOSCOPY AND ENDOCYTOSCOPY
Shinei Kudo, Japan; Kenta Igarashi; Shingo Matsudaira; Yuta Kouyama; Katsuro Ichimasa; Yuichi Mori; Masashi Misawa; Toyoki Kudo; Tomokazu Hisayuki; Takemasa Hayashi; Kunihiko Wakamura; Hideyuki Miyachi; Atsushi Katagiri; Toshiyuki Baba; Fumio Ishida

11:06 - 11:18 OP212
ASSOCIATION OF CHROMOSOMAL INSTABILITY AND MICROSATELLITE INSTABILITY PATHWAYS WITH POST-COLONOSCOPY COLORECTAL CANCER IN A RETROSPECTIVE COHORT STUDY

Roel M. M. Bogie, The Netherlands; Chantal M. C. le Clercq; Quirinus J. M. Voorham; Martijn Cordes; Daoud Sie; Evert van den Broek; Sara D. J. de Vries; Nicole C. T. van Grieken; Bauke Ylstra; Robert G. Riedl; Manon van Engeland; Gerrit A. Meijer; Ad A. M. Masc Beatriz Carvalho; Silvia Sanduleanu

11:18 - 11:30 OP213
MOTORIZED SPIRAL ENTEROSCOPY: A NEW TECHNIQUE FOR ONE-STAGE COMPLETE ENTEROSCOPY
Edward Belkin, USA; Kanishka Bhattacharya; E. Odstrcil; David Cave; Peter V. Draganov; D. Demarco

11:30 - 11:42 OP214
THE AER-O-SCOPE COLONOSCOPE PROVIDES SUCCESSFUL ENDOSCOPIC THERAPY IN AN EX VIVO SWINE COLON MODEL
Stas Bezobchuk, Israel; Ian M. Gralnek

11:42 - 11:54 OP215
OUTCOME OF ENDOSCOPIC MUCOSAL RESECTION OF 424 LARGE SESSILE COLONIC POLYPS (≥20MM) OVER A 9 YEAR PERIOD: A SINGLE CENTRE EXPERIENCE AND ANALYSIS OF CHANGE WITH TIME.
Dennis N. F. N. F. Lim, United Kingdom; Richard J. Robinson; Alison Moore; John De Caestecker; Peter Wurm

Free Paper Session

10:30 - 12:00 Room L7
Barret's associated neoplasia
 Chairs: Joachim Labenz, Germany
 Pierre Henri Deprez, Belgium

10:30 - 10:42 IP393
State-of-the-art introduction
 Joachim Labenz, Germany

10:42 - 10:54 OP216
DEVELOPMENT AND VALIDATION OF A CLASSIFICATION SYSTEM TO IDENTIFY BARRETT'S NEOPLASIA USING ACETIC ACID CHROMOENDOSCOPY: THE PREDICT CLASSIFICATION
Kesavan Kandiah, United Kingdom; Fergus J. Q. J. Chedgy; Gaius Longcroft-Wheaton; Oliver Pech; Pradeep Bhandari

10:54 - 11:06 OP217
STEPWISE DEVELOPMENT OF A VOLUMETRIC LASER ENDOMICROSCOPY PREDICTION SCORE FOR BARRETT'S NEOPLASIA USING MATCHED VLE-HISTOLOGY IMAGES OF ENDOSCOPIC RESECTION SPECIMENS
AnneFré Swager, The Netherlands; Martijn G. H. van Oijen; Guillermo J. Tearney; Cadman L. Leggett; Sybren L. Meijer; Wouter L. Curvers; Jacques J. Bergman

Tuesday, October 18, 2016

11:06 - 11:18 OP218
DETECTION OF DYSPLASIA IN BARRETT'S OESOPHAGUS USING LECTIN-BASED NEAR INFRA-RED MOLECULAR IMAGING: AN EX-VIVO STUDY ON HUMAN TISSUE
Massimiliano di Pietro, United Kingdom; André A. Neves; Maria O'Donovan; Dale J. Waterhouse; Sarah E. Bohndiek; Kevin Brindle; Rebecca C. Fitzgerald

11:18 - 11:30 OP219
RESULTS OF A PROSPECTIVE MULTICENTER BELGIAN REGISTRY OF RADIOFREQUENCY ABLATION FOR BARRETT'S ESOPHAGUS.
Joke Vliebergh, Belgium; Pierre H. Deprez; Hilde Willekens; Danny De Looze; Hans Orlent; Elisabeth Macken; Paul Christiaens; Fazia Mana; Gert De Hertogh; Raf Bisschops

11:30 - 11:42 OP220
LONG-TERM FOLLOW-UP RESULTS OF STEPWISE RADICAL ENDOSCOPIC RESECTION FOR BARRETT'S ESOPHAGUS WITH EARLY NEOPLASIA.
Kamar Belghazi, The Netherlands; Frederike G. I. van Vilsteren; Bas L. A. M. Weusten; Sybren L. Meijer; Jacques J. Bergman; Roos E. Pouw

11:42 - 11:54 OP221
SPECIFIC BMP4 INHIBITION AS A POTENTIAL THERAPEUTIC STRATEGY FOR SMAD4 DEFECTIVE ESOPHAGEAL ADENOCARCINOMAS
 Silvia Calpe; Matthew Read; Sanne Hoefnagel; Maria D. C. Sancho Serra; Danielle Straub; Ana Correia; Nick Clemons; David Liu; Wayne Phillips; Kausilia K. Krishnadath, The Netherlands

Free Paper Session

10:30 - 12:00 Room L8
Accuracy in upper GI endoscopy
 Chairs: Cesare Hassan, Italy
 Torsten Beyna, Germany

10:30 - 10:42 IP394
State-of-the-art introduction
 Cesare Hassan, Italy

10:42 - 10:54 OP222
PREMEDICATION WITH SIMETHICONE AND N-ACETYLCYSTEINE IN IMPROVING MUCOSAL VISIBILITY DURING UPPER ENDOSCOPY? A PROSPECTIVE DOUBLE-BLIND-ED RANDOMIZED CONTROLLED TRIAL
Luís Elvas, Portugal; Miguel Areia; Susana Alves; Daniel Brito; Sandra Saraiva; Ana T. Cadime

10:54 - 11:06 OP223
DIAGNOSIS OF TUMOR EXTENT OF EARLY GASTRIC CANCER BY MAGNIFYING NARROW BAND IMAGING VS. CHROMOENDOSCOPY: A MULTICENTER PROSPECTIVE RANDOMIZED CONTROLLED TRIAL
Takashi Kanesaka, Japan; Takashi Nagahama; Noriya Uedo; Hisashi Doyama; Kunihisa Uchita; Tetsuya Ueo; Hideki Ishikawa; Kenshi Yao

11:06 - 11:18 OP224
FEASIBILITY OF A COMPUTER ALGORITHM FOR DETECTION OF EARLY BARRETT'S NEOPLASIA USING VOLUMETRIC LASER ENDOMICROSCOPY
AnneFré Swager, The Netherlands; Fons van der Sommen; Svitlana Zinger; Sybren L. Meijer; Erik J. Schoon; Jacques J. Bergman; Peter de With; Wouter L. Curvers

11:18 - 11:30 OP225
OPTICAL ENHANCEMENT SYSTEM? PLUS OPTICAL MAGNIFICATION UTILITY IN THE IDENTIFICATION OF NORMAL GASTRIC MUCOSA, HELICOBACTER PYLORI ASSOCIATED GASTRITIS, AND GASTRIC ATROPHY
Carlos Robles-Medranda, Ecuador; Manuel Valero; Miguel Puga; Miguel Soria; Jesenia Ospina; Haydee Alvarado; Hannah Pitanga Lukashok

11:30 - 11:42 OP226
FIRST-IN-MAN PILOT STUDY: FEASIBILITY OF LASER MARKING IN BARRETT'S ESOPHAGUS WITH VOLUMETRIC LASER ENDOMICROSCOPY
AnneFré Swager, The Netherlands; A J. de Groof; Sybren L. Meijer; Bas L. A. M. Weusten; Wouter L. Curvers; Jacques J. Bergman

11:42 - 11:54 OP227
ROAD MAP FLUOROSCOPY FOR SUCCESSFUL GUIDANCE OF ENDOSCOPIC INTERVENTIONS IN THE ESOPHAGUS
Jochen Weigt, Germany; Wilfried Obst; Arne Kandulski; Peter Malfertheiner

Free Paper Session

10:30 - 12:00 Room 1.86
Small bowel disease and nutritional therapy
 Chairs: Katri Kaukinen, Finland
 Imran Aziz, United Kingdom

10:30 - 10:42 IP395
State-of-the-art introduction
 Katri Kaukinen, Finland

10:42 - 10:54 OP228
GASTROINTESTINAL DISEASES IN COMMON VARIABLE IMMUNODEFICIENCY
Sampsa Pikkarainen, Finland; Timi Martelius; Jannica Selenius; Mikko Seppänen; Martti A. Färkkilä

10:54 - 11:06 OP229
BILE ACID DIARRHOEA: EVIDENCE FOR LOWER SEHCAT RETENTION IN TYPE 3 PATIENTS FOLLOWING CHOLECYSTECTOMY
John McLaughlin, United Kingdom; Robert Logan; Fiona Reid; Jennifer Summers

11:06 - 11:18 OP230
EVALUATING THE UTILITY OF AMINO ACID CITRULLINE AS A METABOLOMIC SIGNATURE IN PREDICTIVE AND FOLLOW UP VALUE IN CELIAC DISEASE; SUGGESTING IT TO BE A MARKER OF ENTEROCYTE VILLOUS DAMAGE ✦
Avinash Lomash, India; Somesh Kumar; Sunil K. Polipalli; Seema Kapoor

11:18 - 11:30 OP231
CELLULAR ZINC IS REQUIRED FOR INTESTINAL EPITHELIAL BARRIER MAINTENANCE VIA THE REGULATION OF CLAUDIN-3 AND OCLUDIN EXPRESSION.
Takuya Suzuki, Japan; Yuka Miyoshi

11:30 - 11:42 OP232
EVALUATING THE QUALITY OF LIFE OF ADULT PATIENTS ON HOME PARENTERAL NUTRITION IN NORTHERN AND NORTHEAST ENGLAND
Maxworth Hu, United Kingdom; Lisa Gemmell; Hannah Cook; Hayley Leyland; John Leeds; Dina Mansour; Nicholas Thompson; Christopher Mountford

11:42 - 11:54 OP233
EARLY ENTERAL VERSUS TOTAL PARENTERAL NUTRITION IN PATIENTS UNDERGOING PANCREATICO-DUODENECTOMY: A RANDOMIZED MULTICENTER CONTROLLED TRIAL (NUTRI DPC) ✦
Julie Perinel, France; Christophe Mariette; Bertrand Dousset; I. Sielezneff; Alain Gainant; Jean-Yves Mabrut; Sylvie Bin Dorel; Michel El Bechwaty; Marc Pocard; Emmanuel Buc; Alain Sauvanet; Mustapha Adham

Free Paper Session

10:30 - 12:00 Hotspot
Abstracts on Fire: GI – All about microbiota?
 Chairs: Gianluca Ianiro, Italy
 Mirjana Rajilic-Stojanovic, Serbia

10:30 - 10:40 OP234
DIETARY EMULSIFIERS DIRECTLY IMPACT THE HUMAN GUT MICROBIOTA INCREASING ITS PRO-INFLAMMATORY POTENTIAL
Benoît Chassaing, USA; Tom Van de Wiele; Andrew Gewirtz

10:40 - 10:50 OP235
THE CENTRAL ROLE OF THE GUT MICROBIOTA IN CHRONIC INTESTINAL PSEUDO-OBSTRUCTION. ✦
Sacha Sidani, Canada; Giada De Palma; Marc Pigrau; Jun Lu; Elena F. Verdu; Natalia Causada Calo; Christine H. Lee; Stephen M. Collins; Premysl Bercik

10:50 - 11:00 OP236
MICROBIOTA DIVERSITY AT TIME OF SURGERY PREDICTS ENDOSCOPIC RECURRENCE IN CROHN'S DISEASE: A STUDY FROM THE REMIND GROUP
Harry Sokol, France; Loïc Brot; Carmen Stefanescu; Claire Auzolle; Nicolas Barnich; Anthony Buisson; Mathurin Fumery; Maria Nachury; Xavier Treton; Stéphane Nancey; Matthieu Allez; Philippe Seksik

11:00 - 11:10 OP237
BILE MICROBIOTA IN PRIMARY SCLEROSING CHOLANGITIS: EFFECTS ON DISEASE STAGE AND RISK FOR BILIARY DYSPLASIA
Pedro Pereira, Finland; Velma Aho; Johanna Arola; Sonja Boyd; Kalle Jokelainen; Petri Auvinen; Martti A. Färkkilä

11:10 - 11:20 OP238
INCREASED FAECAL LEVELS OF GRANINS IN IRRITABLE BOWEL SYNDROME ARE ASSOCIATED WITH LUMINAL MICROBIOTA COMPOSITION AND SYMPTOM SEVERITY
Johanna Sundin, Sweden; Sean M. P. Bennet; Julien Tap; Muriel Derrien; Boris Le Nevé; Mats Stridsberg; Hans Törnblom; Lena Öhman; Magnus Simrén

11:20 - 11:30 OP239
MICROBIOTA ALTERATIONS IN TREATMENT NAÏVE IBD AND NON-IBD PATIENTS - THE EU IBD-CHARACTER PROJECT
Petr Ricanek, Norway; Simen Vatn; Rahul Kalla; Yolanda Ber; Ewa Ciemniejewska; Marieke J. Pierik; Jonas Halfvarson; Johan D. Söderholm; Jørgen Jahnsen; Fernando Gomollon; Jack Satsangi; Morten H. Vatn; Monika Sekelja; Christina Casén

11:30 - 11:40 OP240
METABOLIC SYNDROME CORRELATES WITH MICROBIOTA ENCRUACHMENT IN HUMAN INTESTINE
Benoît Chassaing, USA; Shanthi Srinivasan; Andrew Gewirtz

11:40 - 11:50 OP241
CLINICAL FEATURES AND FECAL MICROBIOTA PROFILE IN IRRITABLE BOWEL SYNDROME PATIENTS WITH SMALL INTESTINAL BACTERIAL OVERGROWTH
Zuojing Liu, China; Hui Wei; Shiwei Zhu; Yixuan Liu; Lu Zhang; Kun Wang; John Y. Kao; Chung Owyang; Li-Ping Duan

11:50 - 12:00 OP242
FECAL MICROBIOTA TRANSPLANTATION FOR RECURRENT C. DIFFICILE INFECTION: ANALYSIS OF FACTORS ASSOCIATED WITH THE NEED FOR MULTIPLE FECAL INFUSIONS
Gianluca Ianiro, Italy; Luca Masucci; Luca Valerio; Domenico Nagel; Francesca D'Aversa; Remo Poto; Francesco Dibitto; Franco Scaldaferrri; Marcantonio Gesualdo; Maurizio Sanguinetti; Antonio Gasbarrini; Giovanni Cammarota

Symposium

12:15 - 13:15 Hotspot
Drug development for digestive diseases: From clinical needs to regulatory perspectives
 Chair: Joachim Musaus, United Kingdom
 Laurent Peyrin-Biroulet, France

**Tandem Talks**

12:15 - 12:23 IP396
The introduction of biosimilars: The Clinicians perspective in IBD
 Silvio Danese, Italy

12:23 - 12:31 IP397
The introduction of biosimilars: Regulatory considerations on interchangeability and extrapolation
 Andrea Laslop, Austria

12:31 - 12:39 IP398
Drug development in paediatric patients: IBD differential drug effects in adults and children
 Gigi Veereman, Belgium

12:39 - 12:47 IP399
Drug development in paediatric patients: IBD clinical outcomes of regulatory interest
 Jan Taminiau, Belgium

12:47 - 12:55 IP400
Designing the framework for future developments: The expectations of learned societies and academics
 Colm O'Morain, Ireland

12:55 - 13:03 IP401
Designing the framework for future developments: Current situation of EMA interaction with learned societies
 Isabelle Moulon, United Kingdom

13:03 - 13:15 IP402

PANEL DISCUSSION**Round Table Discussion**

12:45 - 13:45 Room G
Multidisciplinary treatment of IBS patients with comorbidities
 Chair: Fermin Mearín Manrique, Spain
 Experts: Fermin Mearín Manrique, Spain
 Viola Andresen, Germany
 Maura Corsetti, United Kingdom
 Anton Emmanuel, United Kingdom

Round Table Discussion

12:45 - 13:45 Room K
Challenges in ERCP
 Chair: Horst Neuhaus, Germany
 Experts: Horst Neuhaus, Germany
 Marianna Arvanitakis, Belgium
 Tibor Gyökeres, Hungary
 Andrea Tringali, Italy

Round Table Discussion

12:45 - 13:45 Room L7
Peptic ulcer disease: Pharmacological, endoscopic and surgical treatment
 Chair: Peter Malfertheiner, Germany
 Experts: Nicola Jones, Canada
 Ernst J. Kuipers, The Netherlands
 Karel Caca, Germany
 Peter Malfertheiner, Germany

Round Table Discussion

12:45 - 13:45 Room L8
Cystic pancreatic tumours: Biopsy, follow-up or resect?
 Chair: Thomas M. Gress, Germany
 Experts: Thomas M. Gress, Germany
 Philippe Lévy, France
 Raneem Albazaz, United Kingdom
 John Neoptolemos, United Kingdom

Live Endoscopy

14:00 - 15:30 Room A
Live endoscopy
 Chairs: Horst Neuhaus, Germany
 Thierry Ponchon, France
 Marianna Arvanitakis, Belgium
 Experts: Raf Bisschops, Belgium
 Daniel Bléro, Belgium
 Jacques Deviere, Belgium
 Pierre Eisendrath, Belgium
 Marc Giovannini, France
 Mostafa Ibrahim, Belgium
 Arnaud Lemmers, Belgium
 Olivier Le Moine, Belgium
 Stefan Seewald, Switzerland

**Symposium**

14:00 - 15:30 Room D
From guidelines to clinical practice: Complex IBD cases
 Chair: Jean-Frederic Colombel, France
 Severine Vermeire, Belgium

**Tandem Talks**

14:00 - 14:10 IP403
Clinical case: An IBD patient with arthralgia
 Martine De Vos, Belgium

14:10 - 14:20 IP404
Arthralgia in IBD: How do guidelines help us?
 Axel Dignass, Germany

14:20 - 14:30 IP405
 PANEL DISCUSSION

Tandem Talks

14:30 - 14:40 IP406
Clinical case: An IBD patient with fever
 Rami Eliakim, Israel

14:40 - 14:50 IP407
Fever in IBD patients: How do guidelines help us?
 tba

14:50 - 15:00 IP408
 PANEL DISCUSSION

Tandem Talks

15:00 - 15:10 IP409
Clinical case: An IBD patients with abnormal liver tests
 Peter L. Lakatos, Hungary

15:10 - 15:20 IP410
IBD and abnormal liver tests: How do guidelines help us?
 Herbert Tilg, Austria

15:20 - 15:30 IP411
 PANEL DISCUSSION

Symposium

14:00 - 15:30 Room B
Therapy update: Colon cancer
 Chairs: Desmond C. Winter, Ireland
 Thomas Aparicio, France



4:00 - 14:22 IP412
Surgery
 Christiane Bruns, Germany

14:22 - 14:44 IP413
Liver metastases: What is resectable?
 Thomas Gruenberger, Austria

14:44 - 15:06 IP414
Novel systemic strategies
 Philippe Rougier, France

15:06 - 15:28 IP415
Novel therapeutics on the horizon
 Thomas Seufferlein, Germany

Symposium

14:00 - 15:30 Room C
National Societies Symposia: Case finding strategies and access to hepatitis C therapy across Europe
 Chairs: Michael Manns, Germany
 Nurdan Ayse Tözün, Turkey



14:00 - 14:10 IP416
United Kingdom and Ireland
 Kosh Agarwal, United Kingdom

14:10 - 14:20 IP417
Scandinavia
 Soo Aleman, Sweden

14:20 - 14:30 IP418
Eastern Europe
 Jerzy Jaroszewicz, Poland

14:30 - 14:40 IP419
Southern Europe
 Marina Berenguer, Spain

14:40 - 14:50 IP420
Central Europe
 Peter Ferenci, Austria

14:50 - 15:00 IP421
South East
 Nurdan A. Tözün, Turkey

15:00 - 15:22 IP422
 PANEL DISCUSSION

Symposium

14:00 - 15:30 Room E1
Liver nodules in different clinical situations
 Chairs: Dina Tiniakos, United Kingdom
 Joost P.H. Drenth, The Netherlands



14:00 - 14:22 IP423
Nodules and pregnancy
 Fabio Piscaglia, Italy

14:22 - 14:44 IP424
Nodules in children
 Ulrich Baumann, Germany

14:44 - 15:06 IP425
Nodules in the cirrhotic patient
 Jean-François Dufour, Switzerland

15:06 - 15:28 IP426
Nodules in the bright liver
 Elizabetta Bugianesi, Italy

Tuesday, October 18, 2016

Symposium

14:00 - 15:30 Room E2
Endoscopic treatment of complications after upper GI surgery
 Chairs: Annette Fritscher-Ravens, Germany
 Ping-Hong Zhou, China



14:00 - 14:22 IP427
Anastomotic leakage after oesophageal resection
 Helmut Messmann, Germany

14:22 - 14:44 IP428
Fistulae after bariatric surgery
 Vincent Huberty, Belgium

14:44 - 15:06 IP429
Anastomotic strictures
 Krish Ragunath, United Kingdom

15:06 - 15:18 OP243
ENDOSCOPIC BALLOON DILATION FOLLOWED BY STEROID INJECTION IN ANASTOMOTIC STRICTURES AFTER ESOPHAGECTOMY: A MULTICENTER RANDOMIZED, DOUBLE-BLIND CONTROLLED TRIAL
 Noboru Hanaoka, Japan; Ryu Ishihara; Noriya Uedo; Koji Higashino; Yoji Takeuchi; Tomofumi Akasaka; Masahiko Yano; Yoshito Hayashi; Tetsuo Takehara; Hiroyasu Iishi

15:18 - 15:30 OP244
THE "TUNNEL + CLIP" METHOD FACILITATES OESOPHAGEAL ESD PROCEDURES: A PROSPECTIVE, CONSECUTIVE BI-CENTRIC STUDY
 Jérémie Jacques, France; Romain Legros; Jérôme Rivory; Denis Sautereau; Thierry Ponchon; Mathieu Pioche

Symposium

14:00 - 15:30 Room F1
What to do with small colorectal polyps?
 Chairs: Ralf Kiesslich, Germany
 Evelien Dekker, The Netherlands



14:00 - 14:22 IP430
How accurate is endoscopic characterisation?
 Ian M. Gralnek, Israel

14:22 - 14:34 OP245
DEVELOPMENT AND VALIDATION OF A SIMPLE CLASSIFICATION SYSTEM FOR IN VIVO DIAGNOSIS OF COLORECTAL POLYPS USING THE NEWLY INTRODUCED BLUE LIGHT IMAGING (BLI)
 Helmut Neumann, Germany; Michael Vieth; Lucia Fry; Gian E. Tontini; Klaus Mönkemüller

14:34 - 14:46 OP246
MANAGEMENT OF DIMINUTIVE, RECTOSIGMOID POLYPS BY USING COMPUTER-AIDED DIAGNOSTIC SYSTEM
 Yuichi Mori, Japan; Shin-ei Kudo; Masashi Misawa; Kunihiro Wakamura; Toyoki Kudo; Kenichi Takeda; Takemasa Hayashi; Atsushi Katagiri; Hideyuki Miyachi; Fumio Ishida; Haruhiro Inoue; Masahiro Oda; Kensaku Mori

14:46 - 15:08 IP431
Leaving the lesion or optimising the technique of removal
 Michael Bretthauer, Norway

15:08 - 15:30 IP432
Discarding the specimen or sending to the pathologist?
 Jaroslaw Regula, Poland

Symposium

14:00 - 15:30 Room F2
Functional GI symptoms in organic diseases
 Chairs: Giovanni Barbara, Italy
 Sandro Ardizzone, Italy



14:00 - 14:22 IP433
Chronic GI symptoms after surgery
 Marja A. Boermeester, The Netherlands

14:22 - 14:44 IP434
The functional dyspepsia - gastroparesis dilemma: One disease or different diseases?
 Hans Törnblom, Sweden

14:44 - 15:06 IP435
Functional GI symptoms in patients with coeliac disease
 David S. Sanders, United Kingdom

15:06 - 15:28 IP436
The IBD-IBS overlap: Distinct disorders or part of the same spectrum?
 Alexander C. Ford, United Kingdom

Symposium

14:00 - 15:30 Room G
Improving early diagnosis of upper GI cancer
 Chairs: Jacques J. Bergman, The Netherlands
 Kenshi Yao, Japan

14:00 - 14:22 IP437
Early recognition in primary care
 Fiona M. Walter, United Kingdom

14:22 - 14:44 IP438
Inherited predisposition and biomarkers: Are the tests coming?
 David Whiteman, Australia

14:44 - 15:06 IP439
Endoscopists should look more closely
 Thomas Rösch, Germany

Tandem Talks

15:06 - 15:16 IP440
When is endoscopic surveillance indicated? The pathologist's view
 Massimo Rugge, Italy

15:16 - 15:26 IP441
When is endoscopic surveillance indicated? The clinician's view
 Mario Dinis-Ribeiro, Portugal

Free Paper Session

14:00 - 15:30 Room K
Biomarkers in IBD
 Chairs: Colm O'Morain, Ireland
 Johan Burisch, USA

14:00 - 14:12 IP442
State-of-the-art introduction
 Colm O'Morain, Ireland

14:12 - 14:12 OP247
IBDOC - FIRST SMARTPHONE BASED CALPROTECTIN HOME TEST? 18 MONTHS EXPERIENCE
Christian Reinhard, Switzerland; Alicja Ritz; Marie-Eve Überschlag; Anita Beyer; Harald Vogelsang; Jakob Weber

14:12 - 14:12 OP248
A COMBINATION OF THE MONITOR IBD AT HOME QUESTIONNAIRE AND A CALPROTECTIN HOME TEST AS EXCELLENT SCREENING TOOL FOR MUCOSAL INFLAMMATION IN IBD PATIENTS
 Marin J. de Jong; Daisy M. Jonkers, The Netherlands; Marielle Romberg Camps; Alexander G. L. Bodelier; A. J. P. van de Wetering; T. van Etten; S. H. P. Conjaerts; T. Markus; Ad A. Masclee; Marieke J. Pierik

14:12 - 14:12 OP249
ACCURACY OF NON-INVASIVE TESTS IN THE INITIAL DIAGNOSTIC WORK-UP OF PEDIATRIC INFLAMMATORY BOWEL DISEASES
Fortunata Civitelli, Italy; Anna Dilillo; Marina Aloj; Salvatore Oliva; Franca Viola; Laura Stronati; Salvatore Cucchiara

14:12 - 14:12 OP250
THE SEROLOGIC MARKERS ASCA AND PANCA SHOW BETTER PREDICTABILITY THAN CRP, ESR AND CALPROTECTIN FOR ANTI- TNF TREATMENT AMONG PEDIATRIC IBD PATIENTS.
Christine Olbjørn, Norway; Milada S. Cvancarova; Espen Thiis-Evensen; Britt Nakstad; Morten H. Vatn; Gøri Perminow

14:12 - 14:12 OP251
INTRA- AND INTER-VARIABILITY OF FECAL CALPROTECTIN IN INFLAMMATORY BOWEL DISEASE PATIENTS: A PROSPECTIVE OBSERVATIONAL CASE-CONTROL STUDY.

Jade Ku, Belgium; Anneline Cremer; Leila Amininejad; Claire Liefferinckx; Eric Quertinmont; Jacques Deviere; André Van Gossum; Patrick Stordeur; Denis Franchimont

14:12 - 14:12 OP252
ANALYTICAL PERFORMANCE OF A NEW IPHONE-BASED PATIENT MONITORING SYSTEM COMPARABLE TO ELISA FOR MEASURING FECAL CALPROTECTIN IN IBD PATIENTS
 Karl F. Wintgens; Andina A. Wulandari; Axel Dignass; Franz Hartmann; Jürgen Stein, Germany

Free Paper Session

14:00 - 15:30 Room M
Clinical trials in functional GI disorders
 Chairs: Gregory Rubin, United Kingdom
 Niek J. De Wit, The Netherlands

14:00 - 14:12 IP443
State-of-the-art introduction
 Niek J. De Wit, The Netherlands

14:12 - 14:24 OP253
RANDOMIZED, PLACEBO-CONTROLLED TRIAL OF BIOFEEDBACK FOR THE TREATMENT OF ABDOMINAL DISTENSION.
Elizabeth Barba, Spain; Anna Accarino; Juan R. Malagelada; Fernando Azpiroz

14:24 - 14:36 OP254
LOW FODMAP DIET ALTERS SYMPTOMS, MICROBIOTA, SHORT-CHAIN FATTY ACIDS AND CYTOKINE PROFILES IN PATIENTS WITH IBS: A RANDOMIZED CONTROLLED TRIAL ✨
Tonje N. Hustoft, Norway; Trygve Hausken; Synne O. Ystad; Jørgen Valeur; Karl A. Brokstad; Jan G. Hatlebakk; Gulen A. Lied

14:36 - 14:48 OP255
PREDICTORS FOR THE OUTCOME OF THE FODMAP DIET IN PATIENTS WITH FUNCTIONAL GASTROINTESTINAL DISORDERS
Clive H. Wilder-Smith, Switzerland; Søren S. Olesen; Andrea Materna; Asbjørn M. Drewes

14:48 - 15:00 OP256
A RANDOMIZED TRIPLE BLIND CONTROLLED TRIAL ASSESSING THE EFFECTS OF DOXEPIN AND NORTRIPTYLINE ON DIARRHEA-PREDOMINANT IRRITABLE BOWEL SYNDROME
Hossein Ali Habibinejad, Iran; Mohammadreza Ghadir; Akram Heidari

15:00 - 15:12 OP257
TREATMENT OF IRRITABLE BOWEL SYNDROME WITH FECAL MICROBIOTA TRANSPLANTATION: A CASE SERIES OF 10 PATIENTS

Jitaek Hong, Republic of Korea; Byoungwook Bang; Yongwoon Shin; Hyung-Kil Kim; Kyesook Kwon

15:12 - 15:24 OP258
1-MONTH TREATMENT WITH ELUXADOLINE FOR IBS-D PREDICTS SUSTAINED RESPONSE: CONTINUATION ANALYSES OF RESPONSE IN TWO PHASE 3 STUDIES
 William D. Chey; David A. Andrae; Leonard S. Dove; Catherine R. Gutman; [Paul S. Covington](#), USA

Translational Basic Science

14:00 - 15:30 Room 1.61/1.62
Intestinal microbiota in health and disease
 Chairs: Mirjana Rajilic-Stojanovic, Serbia
 Daisy Mae Jonkers, The Netherlands



14:00 - 14:22 IP444
Altered intestinal microbiota in GI diseases, cause or consequence?
 Stephan Bischoff, Germany

14:22 - 14:44 IP445
The role of interactions between diet and GI microbiota in obesity and metabolic diseases
 Alexander R. Moschen, Austria

14:44 - 15:06 IP446
Host factors of importance for shaping the gut microbiota
 Patrizia Brigidi, Italy

15:06 - 15:28 IP447
Manipulating gut microbiota as a treatment strategy in GI and metabolic diseases
 Josbert Keller, The Netherlands

Today's Science, Tomorrow's Medicine

14:00 - 15:30 Room N1
New tests for treatment stratification in GI cancer
 Chairs: Jessica Zucman-Rossi, France
 Thomas M. Gress, Germany



14:00 - 14:22 IP448
Which genomic test for which purpose: Whole genome, exome, or targeted?
 Rebecca C. Fitzgerald, United Kingdom

14:22 - 14:44 IP449
Circulating free tumour DNA (cfDNA) and circulating tumour cells
 Federica Di Nicolantonio, Italy

14:44 - 15:06 IP450
Metabolomics and proteomics
 Julia Mayerle, Germany

15:06 - 15:28 IP451
What is the stratified trial design of the future?
 Dirk Arnold, Germany

Symposium

14:00 - 15:30 Room N2
Hot topics in pancreatology
 Chairs: Rolf Graf, Switzerland
 Vinciane Rebours, France



14:00 - 14:22 IP452
Rising Star: Diagnosis and management of acute pancreatitis - Developments in the past 10 years ⬆️
 Hjalmar C. van Santvoort, The Netherlands

14:22 - 14:34 OP259
HUMAN PLURIPOTENT STEM CELL-DERIVED EXOCRINE/DUCTAL ORGANIDS GENERATE HUMAN PANCREAS UPON ORTHOTOPIC TRANSPLANTATION AND ALLOW DISEASE MODELLING
 Meike Hohwieler; Anett Illing; Martin Müller; Qiong Lin; André Lechel; Patrick C. Hermann; Jonas Rosendahl; Thomas Seufferlein; Martin Wagner; [Alexander Kleger](#), Germany

14:34 - 14:46 OP260
CANCER ASSOCIATED FIBROBLASTS (CAFS) SEQUESTER GEMCITABINE TO INCREASE INTRATUMORAL DRUG DELIVERY IN MURINE PANCREAS CANCER
[Albrecht Nesses](#), Germany; Elisabeth Hessmann; Melanie Patzak; T. E. Bapiro; D. I. Jodrell; Johannes M. Löhr; Thomas M. Gress; Volker Ellenrieder

14:46 - 15:08 IP453
Rising Star: Acute pancreatitis? the role of modifiable factors ⬆️
 Omid Sadr-Azodi, Sweden

15:08 - 15:20 OP261
CIRCULATING CELL-FREE DNA IS A RELIABLE TOOL TO DETECT HOT SPOT MUTATIONS IN INTRADUCTAL PAPILLARY MUCINOUS NEOPLASMS ⬆️
 Andreas Berger; [Daniel Schwerdel](#), Germany; Ivan Costa; Oliver Strobel; Thilo Hackert; Thomas Barth; Alexander Meining; Markus Büchler; Martin Zenke; Patrick C. Hermann; Thomas Seufferlein; Alexander Kleger

Free Paper Session

14:00 - 15:30 Room L7

Intestinal failure: From pathways to treatmentChairs: Jakub Fichna, Poland
Charles H. Knowles, United Kingdom

14:00 - 14:12 IP454

State-of-the-art introduction

Jakub Fichna, Poland

14:12 - 14:24 OP262

NOVEL GENE MUTATIONS IN NEUROGENIC CHRONIC INTESTINAL PSEUDO-OBSTRUCTIONElena Bonora, Italy; Claudio Graziano; Francesca Bianco; Agnese Stanzani; Rita Rinaldi; Roberto D'Angelo; Elisa Boschetti; Joshua D. Smith; Ghazaleh Assadi; Mike Bamshad; Debora Nickerson; Greger Lindberg; Mauro D'Amato; Vincenzo Stanghellini; Marco SERI; Roberto De Giorgio

14:24 - 14:36 OP263

PROTEASE SIGNALING IN HUMAN SENSORY NEURONSCleo Desormeaux, France; Tereza Bautzova; Corinne Rolland; Nathalie Vergnolle; Nicolas Cenac

14:36 - 14:48 OP264

DIFFERENTIAL BASELINE CHARACTERISTICS IN SHORT BOWEL SYNDROME DUE TO VASCULAR CATASTROPHES ARE ASSOCIATED WITH VARYING RESPONSE TO TEDUGLUTIDE TREATMENT: POST HOC ANALYSISPalle B. Jeppesen, Denmark; Ulrich-Frank Pape; Kishore Iyer; Hak-Myung Lee; Clement Olivier

14:48 - 15:00 OP265

NUTRITIONAL OUTCOME IN SMALL BOWEL AND MULTI-VISCERAL TRANSPLANT PATIENTS ✦Sze P. Yeap, United Kingdom; Rebecca Maddison; Stephen J. Middleton; Andrew J. Butler; Jeremy M. Woodward; Neil K. Russell; Charlotte S. Rutter; Lisa M. Sharkey

15:00 - 15:12 OP266

SUBANALYSIS OF TEDUGLUTIDE EFFICACY AND SAFETY DATA FROM PATIENTS WITH CROHN'S DISEASE AND ULCERATIVE COLITIS IN THE STEPS STUDYUlrich-Frank Pape, Germany; Palle B. Jeppesen; Hak-Myung Lee; Andrew A. Grimm; Stephen J. O'Keefe

15:12 - 15:24 OP267

INDICATIONS AND OUTCOMES OF INTESTINAL AND MULTIVISCERAL TRANSPLANTLisa M. Sharkey; Sze P. Yeap, United Kingdom; Charlotte S. Rutter; Dunecan C. O. Massey; Jeremy M. Woodward; Andrew J. Butler; Neil K. Russell; Stephen J. Middleton

Free Paper Session

14:00 - 15:30 Room L8

Prognostic factors in lower GI cancerChairs: Iris D. Nagtegaal, The Netherlands
Eric Van Cutsem, Belgium
Stefan Kubicka, Germany

14:00 - 14:12 IP455

State-of-the-art introduction

Iris D. Nagtegaal, The Netherlands

14:12 - 14:24 OP268

EXPRESSION OF DDR2 CORRELATES WITH HIGH FREQUENCY OF PERITONEAL DISSEMINATION AND POOR PROGNOSIS IN COLORECTAL CANCERShin Sasaki, Japan; Masami Ueda; Tomohiro Iguchi; Manabu Kaneko; Hiroshi Nakayama; Toshiyuki Watanabe; Atsuhiko Sakamoto; Koshi Mimori

14:24 - 14:36 OP269

GENETIC SUSCEPTIBILITY AND FAMILY HISTORY OF COLORECTAL CANCER. RELEVANCE OF SINGLE NUCLEOTIDE POLYMORPHISMS IN THE DEVELOPMENT OF COLORECTAL PRENEOPLASTIC LESIONS.Carla J. Gargallo Puyuelo, Spain; Angel Lanás; Patricia Carrera; Angel Ferrandez; Enrique Quintero Carrion; Marta Carrillo Palau; Inmaculada Alonso Abreu; Pilar Roncales; Elena Piazuelo; Maria A. Garcia Gonzalez

14:36 - 14:48 OP270

A NOVEL AMPLIFICATION GENE PCID2 PROMOTES TUMORIGENICITY OF COLORECTAL CANCER THROUGH DIRECTLY DEGRADING A TUMOR SUPPRESSOR PML AND IS ASSOCIATED WITH DISEASE RECURRENCEJingwan Zhang, Hong Kong Prc; Yanquan Zhang; Ho Tsoi; Hua Wang; Jing Gao; Yin Y. GO; Siew C. Ng; Joseph J. Y. Sung; Jun Yu

14:48 - 15:00 OP271

PREDICTION OF COMPLETE RESECTIONS AFTER CYTOREDUCTIVE SURGERY BASED ON THE EXTENT OF COLORECTAL PERITONITIAL CARCINOMATOSISW. H. van Eden; Max Lahaye, The Netherlands; Andrea Delli pizzi; Doenja M. Lambregts; Niels Kok; Geerard L. Beets; Regina G. H. Beets-Tan; Arend Aalbers

15:00 - 15:12 OP272

PREVALENCE OF LYMPH NODE METASTASIS AND LONG TERM SURVIVAL OF T1 RECTAL CARCINOID TUMORS: AN ANALYSIS OF SURVEILLANCE, EPIDEMIOLOGY, AND END RESULTS (SEER) DATABASESaowanee Ngamruengphong, USA; Ayesha Kamal; Gulara Hajiyeve; Yen-I Chen; majidah Bukhari; Amr Ismail; Daniela Fluxa; Yamile H. Chavez; Vivek Kumbharia; Vikesh Singh; Marcial. Canto; Mouen Khashab

15:12 - 15:24 OP273
LONG-TERM FOLLOW-UP FEATURES ON RECTAL MRI DURING 'WATCH-AND-WAIT' IN CLINICAL COMPLETE RESPONDERS AFTER CHEMORADIOTHERAPY: AN UPDATE OF 68 PATIENTS.
Doenja M. Lambregts, The Netherlands; Miriam van Heeswijk; Britt Hupkens; Rianne Beckers; Monique Maas; Marit van der Sande; Geerard L. Beets; Regina G. H. Beets-Tan

Free Paper Session

14:00 - 15:30 Room 1.86
General hepatology
 Chairs: Antonio Facciorusso, Italy
 Marc Bourlière, France

14:00 - 14:12 IP456
State-of-the-art introduction
 Marc Bourlière, France

14:12 - 14:24 OP274
ACCURACY OF A POINT SHEAR WAVE ELASTOGRAPHY TECHNIQUE (ELASTPQ) IN THE NON-INVASIVE ASSESSMENT OF LIVER FIBROSIS IN A LARGE COHORT OF LIVER PATIENTS
Matteo Garcovich, Italy; Maurizio Pompili; Enrico Di Stasio; Laura Riccardi; Maria E. Ainora; Antonio Grieco; Gian L. Rapaccini; Massimo Siciliano; Antonio Gasbarrini; Maria A. Zocco

14:24 - 14:36 OP275
COMPARATIVE STUDY BETWEEN TWO 2D-SHEAR WAVES ELASTOGRAPHY TECHNIQUES FOR THE ASSESSMENT OF LIVER STIFFNESS: 2D-SWE.SSI VS. 2D-SWE.GE
Felix Bende, Romania; Ioan Sporea; Roxana L. D. Sirlu; Alina Popescu; Mirela Danila; Ruxandra G. Mare; Raluca Lupusoru

14:36 - 14:48 OP276
UTILITY OF REAL-TIME SHEAR WAVE ELASTOGRAPHY FOR ASSESSING LIVER FIBROSIS IN PATIENTS WITH CHRONIC HEPATITIS C
Hiroshi Numao, Japan; Kohji Shimaya; Akihisa Kakuta; Kohichi Shibutani; Hidekachi Kurotaki; Shohei Igarashi; Keisuke Hasui; Norihiro Hanabata; Kohsuke Kanazawa; Masaki Munakata

14:48 - 15:00 OP277
ASSOCIATIONS OF TOLL LIKE RECEPTORS (TLR-2) & (TLR-4) ALLELES WITH THE HEPATITIS C VIRUS INFECTION OUTCOME IN EGYPTIAN POPULATION :A MULTI-CENTRE FAMILY BASED STUDY
Mahmoud El-Bendary, Egypt; Mustafa Neamatallah; Gamal Esmat; Emily Kamel; Hatem Elalfy; Tarek Besheer; Lamiaa Kandeel; Asmaa Gomaa; Nasser Mousa; Mohamed Abd El-Maksoud; Roba Talaat; Wael Abdel-Mageed; Abdel-Hamid Aladl; Eman Medhat

15:00 - 15:12 OP278
USEFULNESS OF MULTIPOLAR BIPOLAR RADIOFREQUENCY SYSTEM AND VALUE OF 3D SIM-NAVIGATOR
Azusa Sakamoto, Japan; Toru Kimura; Gensyo Tanke; Mio Taki; Manabu Fukuhara; Yoshiaki Ohara; Shinichiro Henmi; Takeshi Yamashina; Yugo Sawai; Sumio Saito; Norihiro Nishijima; Akihiro Nasu; Hideyuki Komekado; Akira Sekikawa; Masanori Asada; Takehiko Tsumura; Ryuichi Kita; Takanori Maruo; Yukio Osaki

15:12 - 15:24 OP279
ASSOCIATION BETWEEN ADIPOQ GENE POLYMORPHISMS AND THE RISK OF NEW-ONSET DIABETES MELLITUS AFTER LIVER TRANSPLANTATION
Chao Cen, China; Songfeng Yu; Jun Yu; Qi Ling; Lin Zhou; Shusen Zheng

Symposium

14:00 - 15:30 Hotspot
Clinical Trials Revisited: IBD – Can it be cured with transplantation?
 Chair: Matthieu Allez, France



14:00 - 14:15 IP457
Trial presentation - Fecal microbial transplantation in IBD: Results from two clinical trials
 Geert D'Haens, The Netherlands; Paul Moayyedi, Canada

14:15 - 14:30 IP458
Critical review
 Giovanni Cammarota Italy

14:30 - 14:45 IP459
PANEL DISCUSSION
 Geert D'Haens, The Netherlands
 Paul Moayyedi, Canada
 Giovanni Cammarota Italy
 Gerassimos Mantzaris, Greece

14:45 - 15:00 IP460
Trial presentation - Autologous stem cell transplantation in IBD
 Christopher J. Hawkey, United Kingdom

15:00 - 15:15 IP461
Critical review
 Arthur Kaser, United Kingdom

15:15 - 15:30 IP462
PANEL DISCUSSION
 Christopher J. Hawkey, United Kingdom
 Arthur Kaser, United Kingdom
 Iris Dotan, Israel
 Laurence Egan, Ireland

Symposium

15:45 - 17:15 Room A

Management of refractory Crohn's disease
Chairs: Krisztina Barbara Gecse, Hungary
Matthieu Allez, France



15:45 - 16:07 IP463

What to do when all biologics fail?
Jean-Frederic Colombel, France

Tandem Talks

16:07 - 16:17 IP464

Management of extensive small bowel Crohn's disease: The gastroenterologist's view
Severine Vermeire, Belgium

16:17 - 16:27 IP465

Management of extensive small bowel Crohn's disease: The surgeon's view
Gianluca Sampietro, Italy

16:27 - 16:37 IP466

Refractory perianal fistulising disease: The gastroenterologist's view
James Lindsay, United Kingdom

16:37 - 16:47 IP467

Refractory perianal fistulising disease: The surgeon's view
Carolynne Vaizey, United Kingdom

16:47 - 16:59 OP280

DISAPPEARANCE OF ANTI-DRUG ANTIBODIES TO INFILIXIMAB AND ADALIMUMAB AFTER ADDITION OF AN IMMUNOMODULATOR IN PATIENTS WITH INFLAMMATORY BOWEL DISEASE
Anne S. Strik, The Netherlands; Gijs R. van den Brink; Cyriel Y. Ponsioen; Ron Mathot; Mark Lowenberg; Geert D'Haens

16:59 - 17:11 OP281

POST-OPERATIVE COMPLICATIONS IN ELDERLY-ONSET INFLAMMATORY BOWEL DISEASE: A POPULATION-BASED STUDY
Sophie-Caroline Sacleux, France; Helene Sarter; Cloé Charpentier; Mathurin Fumery; Nathalie Guillon-Dellac; Jean-Eric Laberenne; Benjamin Pariente; Laurent Peyrin-Biroulet; Corinne Gower Rousseau; Guillaume Savoye

Symposium

15:45 - 17:15 Room D

From guidelines to clinical practice: *H. pylori*
Chairs: Colm O'Morain, Ireland
Franco Bazzoli, Italy



15:45 - 16:07 IP468

What's new for clinical practice in Maastricht V?
Peter Malfertheiner, Germany

16:07 - 16:29 IP469

What does the Kyoto consensus bring us?
Ernst J. Kuipers, The Netherlands

16:29 - 16:51 IP470

What's new for clinical practice in paediatric guidelines?
Nicola Jones, Canada

16:51 - 17:03 OP282

PAN-EUROPEAN REGISTRY ON *H. PYLORI* MANAGEMENT (HP-EUREG): INTERIM ANALYSIS OF THE SINGLE-CAP-SULE BISMUTH QUADRUPLE TREATMENT (PYLERA®)
Adrian G. McNicholl, Spain; Francis Megraud; Bojan Tepe; Marino Venerito; Krzysztof Przytulski; Jean-Charles Delchier; Anne Courillon-Mallet; Bruno Richard-Molard; Dino Vaira; Angeles Perez Aisa; Luis Fernández Salazar; Luis Bujanda Fernández de Piérola; Juan Ortuño; María G. Donday; Olga P. Nyssen; Colm O'Morain; Javier P. Gisbert

17:03 - 17:15 OP283

PAN-EUROPEAN REGISTRY ON *H. PYLORI* MANAGEMENT (HP-EUREG): INTERIM ANALYSIS OF FIRST-LINE TREATMENT WITH BISMUTH, AMOXICILLIN AND CLARITHROMYICIN
Adrian G. McNicholl, Spain; Dmitry S. Bordin; Oleg Shvets; Yaron Niv; Galina Fadeenko; Liudmila Vologzhanina; Luis Bujanda Fernández de Piérola; Ines Modolell; Angeles Perez Aisa; Cristobal de la Coba; Sergei Burkov; Oleg Zaytsev; Maria G. Donday; Olga P. Nyssen; Colm O'Morain; Javier P. Gisbert

Symposium

15:45 - 17:15 Room B

Therapy Update: Challenges in biliary stone management
Chairs: Jeanin E. van Hooft, The Netherlands
Guido Costamagna, Italy



15:45 - 16:07 IP471

Biliary stones: Pitfalls in diagnosis
Lars Aabakken, Norway

16:07 - 16:29 IP472

How to deal with large common bile duct (CBD) stones?
Horst Neuhaus, Germany

16:29 - 16:51 IP473

Intrahepatic stone disease
D. Nageshwar Reddy, India

Debate

16:51 - 17:01 IP474

Acute cholecystitis: Percutaneous drainage first
Raneem Albazaz, United Kingdom

17:01 - 17:11 IP475

Acute cholecystitis: Surgery first
Thomas van Gulik, The Netherlands

Symposium

15:45 - 17:15 Room C
Resection and ablation of early neoplastic Barrett's: What is the best approach?
 Chairs: Andrea May, Germany
 Pradeep Bhandari, United Kingdom



15:45 - 16:07 IP476
Pathologist's perspective
 Cord Langner, Austria

16:07 - 16:29 IP477
Endoscopic mucosal resection (EMR) and endoscopic submucosal dissection (ESD): When and how?
 Michael J. Bourke, Australia

16:29 - 16:51 IP478
Radiofrequency ablation, argon plasma coagulation and cryoablation: When and how?
 Jacques J. Bergman, The Netherlands

16:51 - 17:15 IP479

PANEL DISCUSSION

Symposium

15:45 - 17:15 Room E1
Visualising small bowel diseases
 Chairs: Peter Bauerfeind, Switzerland
 Rami Eliakim, Israel



15:45 - 16:07 IP480
Radiology of the small bowel
 Andrea Phillips, United Kingdom

16:07 - 16:19 OP284
NOVEL MOTORIZED SPIRAL ENDOSCOPY: FIRST RESULTS OF A EUROPEAN PROSPECTIVE TRIAL
Torsten Beyna, Germany; Marianna Arvanitakis; Markus Schneider; André Van Gossum; Jacques Deviere; Horst Neuhaus

16:19 - 16:31 OP285
CROSS-SECTIONAL EVALUATION OF TRANSMURAL HEALING IN PATIENTS WITH CROHN'S DISEASE ON MAINTENANCE TREATMENT WITH BIOLOGICS
Anna Testa, Italy; Antonio Rispo; Pier P. Mainenti; Nicola Imperatore; Giovanni D. De Palma; Matilde Rea; Gaetano Luglio; Francesco Maione; Olga M. Nardone; Nicola Caporaso; Fabiana Castiglione

16:31 - 16:53 IP481
The role of capsule endoscopy
 Cristiano Spada, Italy

16:53 - 17:15 IP482
Progress in enteroscopy
 Torsten Beyna, Germany

Symposium

15:45 - 17:15 Room E2
National Societies Symposia: Optimising clinical trials by networking - LINKing up Europe
 Chairs: Joost P. H. Drenth, The Netherlands
 Peter L. Lakatos, Hungary



15:45 - 16:07 IP483
Development of a new digestive diseases network
 Nicholas M. Croft, United Kingdom

16:07 - 16:29 IP484
Dutch pancreatitis study group
 Marc G. H. Besselink, The Netherlands

16:29 - 16:51 IP485
IBD networking for clinical trials and research
 Peter L. Lakatos, Hungary

16:51 - 17:13 IP486
Sharing data from clinical trials for secondary use: Why and how?
 Berthold Koletzko, Germany

Symposium

15:45 - 17:15 Room F1
Coeliac disease for the clinician
 Chairs: Kalle Kurppa, Finland
 Jessica Biesiekierski, Belgium



Tandem Talks
 15:45 - 15:55 IP487
Coeliac disease: Case finding by screening
 Kalle Kurppa, Finland

15:55 - 16:05 IP488
Coeliac disease: Case finding by clinical symptoms
 Katri Kaukinen, Finland

16:05 - 16:15 IP489
Pitfalls in coeliac disease pathology
 Alina Popp, Romania

16:15 - 16:25 IP490
Pitfalls in coeliac disease serology
 Ilma R. Korponay-Szabo, Hungary

16:25 - 16:35 IP491
Transition of patients with coeliac disease to adult care
 Jonas Ludvigsson, Sweden

16:35 - 16:45 IP492
Monitoring of patients with coeliac disease after transfer to adult care
 Carolina Ciacci, Italy

16:45 - 16:57 OP286
THE ENZYME ACTIVITY OF SMALL INTESTINAL MUCOSA IN ADULT PATIENTS WITH CELIAC DISEASE.
 Elena Sabelnikova; [Olga Ahmadullina](#), Russian Federation; Nikolay Belostotsky; Asfold Parfenov

16:57 - 17:09 OP287
FODMAP RESTRICTION OF A GLUTEN FREE DIET IN PATIENTS WITH COELIAC DISEASE: A RANDOMIZED, CONTROLLED CLINICAL STUDY
[Kamilla Nuland](#), Norway; Ida Strindmo; Gudrun Kahrs; Jan G. Hatlebakk

Symposium
 15:45 - 17:15 Room F2
NAFLD-NASH: Where are we going?
 Chairs: Elizabetta Bugianesi, Italy
 Alexander R. Moschen, Austria



15:45 - 16:07 IP493
Diagnostic criteria
 Claudia Oliveira, Brazil

16:07 - 16:29 IP494
Microbiota: From mechanism to cure
 Antonio Gasbarrini, Italy

16:29 - 16:51 IP495
New drugs
 Frank Tacke, Germany

16:51 - 17:13 IP496
The role of bariatric surgery
 Helena Cortez-Pinto, Portugal

Symposium
 15:45 - 17:15 Room G
East meets West: Same disease, different clinical patterns
 Chairs: Joseph Jao Yiu Sung, China
 John Atherton, United Kingdom

15:45 - 16:07 IP497
Epidemiology of East-West differences in GI disease
 Sanjiv Mahadeva, Malaysia

Tandem Talks
 16:07 - 16:17 IP498
Autoimmune pancreatitis in the East
 Tooru Shimosegawa, Japan

16:17 - 16:27 IP499
Autoimmune pancreatitis in the West
 Paul Fockens, The Netherlands

16:27 - 16:37 IP500
Management of gastric cancer in the East
 Kenshi Yao, Japan

16:37 - 16:47 IP501
Management of gastric cancer in the West
 Alessandro Repici, Italy

16:47 - 16:57 IP502
Functional GI disorders in the East
 Kok-Ann Gwee, Singapore

16:57 - 17:07 IP503
Functional GI disorders in the West
 Bohumil Seifert, Czech Republic

Symposium
 15:45 - 17:15 Room K
Rectal cancer: Organ preserving strategies
 Chairs: Dieter Hahnloser, Switzerland
 Eric Van Cutsem, Belgium

15:45 - 16:07 IP504
Staging and restaging by magnetic resonance imaging
 Doenja M. Lambregts, The Netherlands

16:07 - 16:29 IP505
Systemic treatment: What does it take?
 Dirk Arnold, Germany

16:29 - 16:51 IP506
What is the best radiotherapy in rectal cancer?
 Karin Haustermans, Belgium

16:51 - 17:13 IP507
Is surgery always necessary?
 Nuno Figueiredo, Portugal

Free Paper Session
 15:45 - 17:15 Room M
Late breaking abstracts III
 Chairs: tbc

Translational Basic Science
 15:45 - 17:15 Room 1.61/1.62
Mitochondria and the digestive system
 Chairs: Stefan Schreiber, Germany
 Antonio Moschetta, Italy



15:45 - 16:07 IP508
Mitochondria dysfunction in GI diseases
 Roberto De Giorgio, Italy

16:07 - 16:29 IP509
Mitochondrial metabolism and fatty liver disease

16:29 - 16:51 IP510
Mitochondrial targeting in IBD
 Dirk Haller, Germany

16:51 - 17:13 IP511
Mitochondrial targeting in colon cancer
 Antonio Moschetta, Italy

Today's Science, Tomorrow's Medicine

15:45 - 17:15

Room N1

New diagnostic and therapeutic tools in GI diseases: Gimmicks or adding value

Chairs: Tom Moreels, Belgium

Simon Walker-Samuel, United Kingdom



15:45 - 16:07

IP512

Motility and GI function

Mark Fox, Switzerland

16:07 - 16:29

IP513

Breath volatile markers for gastrointestinal cancer detection

Marcis Leja, Latvia

16:29 - 16:51

IP514

Surgery

Roel Hompes, United Kingdom

16:51 - 17:13

IP515

Endoscopy

Thierry Ponchon, France

Free Paper Session

15:45 - 17:15

Room N2

Pathophysiology of IBS

Chairs: Qasim Aziz, United Kingdom

Lesley Houghton, USA

15:45 - 15:57

IP516

State-of-the-art introduction

Qasim Aziz, United Kingdom

15:57 - 16:09

OP288

ADDITIVE EFFECT OF PATHOPHYSIOLOGICAL FACTORS ON PATIENT REPORTED OUTCOMES IN IBS.

Magnus Simrén, Sweden; Hans Törnblom; Olafur Palsson; Miranda van Tilburg; Lukas Van Oudenhove; William E. Whitehead; Jan Tack

16:09 - 16:21

OP289

INCREASED INHIBITORY NEUROTRANSMISSION WITHIN ANTERIOR CINGULATE CORTEX IS RELATED TO COMORBID ANXIETY IN IRRITABLE BOWEL SYNDROME

Adriane Icenhour, Sweden; Olga Bednarska; Sofie Tapper; Anders Tisell; Peter Lundberg; Suzanne T. Witt; Sigrid Elsenbruch; Susanna Walter

16:21 - 16:33

OP290

BACTERIAL PASSAGE IS INCREASED IN THE COLON OF WOMEN WITH IRRITABLE BOWEL SYNDROME INDEPENDENTLY OF STOOL CONSISTENCY SUBGROUP

Olga Bednarska, Sweden; Susanna Walter; Magnus Ström; Åsa Keita

16:33 - 16:45

OP291

LUBIPROSTONE IMPROVES THE INTESTINAL PERMEABILITY, A NEW APPROACH FOR "LEAKY GUT"; A PROSPECTIVE RANDOMIZED PILOT CLINICAL STUDY IN HEALTHY VOLUNTEERS

Takayuki Kato, Japan; Izumi Tsuchiya; Atsushi Nakajima

16:45 - 16:57

OP292

VISCERAL HYPERSENSITIVITY IS ASSOCIATED WITH GI SYMPTOM SEVERITY IN FUNCTIONAL GI DISORDERS: CONSISTENT FINDINGS FROM FIVE DIFFERENT PATIENT COHORTS.

Magnus Simrén, Sweden; Hans Törnblom; Olafur Palsson; Miranda van Tilburg; Lukas Van Oudenhove; Jan Tack; William E. Whitehead

16:57 - 17:09

OP293

CHRONIC ORAL ADMINISTRATION OF THE GUANYLATE CYCLASE-C AGONIST LINACLOTIDE ATTENUATES COLITIS INDUCED LONG-TERM BLADDER AFFERENT HYPERACTIVITY

Luke Grundy, Australia; Sonia Garcia-Caraballo; Jessica Maddern; Grigori Rychkov; Gerhard Hannig; Caroline B. Kurtz; Ada Silos-Santiago; Stuart M. Brierley

Free Paper Session

15:45 - 17:15

Room L7

(Epi)Genetics in IBD

Chairs: Jakub Fichna, Poland

Gijs R. van den Brink, The Netherlands

15:45 - 15:57

IP517

State-of-the-art introduction

Jakub Fichna, Poland

15:57 - 16:09

OP294

DIAGNOSING RARE INHERITED DISORDERS USING TARGETED NEXT GENERATION SEQUENCING IN PATIENTS WITH EARLY-ONSET INFLAMMATORY BOWEL DISEASE: A POPULATION BASED STUDY

Franck Broly, France; Mathurin Fumery; Francis Vasseur; Guillaume Savoye; Delphine Ley; Helene Sarter; Jean-Louis Dupas; Dominique Turck; Corinne Gower Rousseau

16:09 - 16:21

OP295

HYPOXIA INHIBITS INTESTINAL INFLAMMATION THROUGH THE INHIBITION OF NLRP3 INFLAMMASOME AND THE ACTIVATION OF AUTOPHAGY

Pedro A. Ruiz-Castro, Switzerland; Jesus Cosin-Roger; Simona Simmen; Kirstin Atrott; Hassan Melhem; Isabelle Frey-Wagner; Cheryl de Vallière; Patrick Spielmann; Roland H. Wenger; Jonas Zeitz; Stephan R. Vavricka; Gerhard Rogler

16:21 - 16:33 OP296
EPIGENETIC ALTERATIONS IN INFLAMMATORY BOWEL DISEASE - THE INFLUENCE OF GERMLINE VARIATION (MEQTLs) ON GENOME-WIDE METHYLATION ALTERATIONS.
Alex T. Adams, United Kingdom; Rahul Kalla; Elaine R. Nimmo; IBD Character Consortium; Morten H. Vatn; Jørgen Jahnsen; Petr Ríčanek; Jonas Halfvarson; Johan D. Söderholm; Marieke J. Pierik; Fernando Gomollon; Ivo G. Gut; Mauro D'Amato; Jack Satsangi

16:33 - 16:45 OP297
AN AUTOPHAGY-RELATED PERIPHERAL BLOOD MICRORNA SIGNATURE DIFFERENTIATES COLONIC CROHN'S DISEASE FROM ULCERATIVE COLITIS
Aylia Mohammadi, Canada; Orlaith Kelly; Boyko Kabakchiev; Krzysztof Borowski; Michelle I. Smith; David Kevans; Mark S. Silverberg

16:45 - 16:57 OP298
ASSESSMENT OF INFLAMMATORY BURDEN IDENTIFIES CROHN'S DISEASE AND ULCERATIVE COLITIS PATIENT GROUPS WITH DIFFERENT DISEASE-DRIVING PATHWAYS AND THERAPEUTIC RESPONSE TO ANTI-TNF TREATMENT
 Stelios Pavlidis; Matthew J. Loza; Patrick Branigan; Calixte Monast; Anthony Rowe; Frédéric Baribaud, USA

16:57 - 17:09 OP299
CROHN'S DISEASE-ASSOCIATED CIRCULATING MICRORNAs ARE SECRETED IN EXOSOMES FROM AIEC-INFECTED HUMAN MACROPHAGES AND INVOLVED IN REGULATION OF HOST INNATE IMMUNE RESPONSES IN RECIPIENT CELLS.
 Jessica Carrière; Anaïs Larabi, France; Cécily Lucas; Nicolas Barnich; Hang T. T. Nguyen

Free Paper Session

15:45 - 17:15 Room L8
Novel techniques in lower GI malignancies
 Chairs: Daniel Hartmann, Germany
 Madalina Ilie, Romania

15:45 - 15:57 IP518
State-of-the-art introduction
 Daniel Hartmann, Germany

15:57 - 16:09 OP300
THE IMPLANTABLE MEDICATED MICRORESERVOIRS IN THE TREATMENT OF COLORECTAL CANCER. THE GOOD EFFECTS OF A SIMPLE PROCEDURE. EARLY RESULTS.
 Yacob S. Bereznitsky; Volodymyr P. Sulyma; Oksana N. Popova, Ukraine

16:09 - 16:21 OP301
ENDOSCOPIC SUBMUCOSAL DISSECTION IN LATERALLY SPREADING TUMORS: EXPERIENCE OF 282 CASES FROM A TERTIARY REFERENCE CENTER IN TURKEY
Fatih Aslan, Turkey; Melek Kucuk; Zehra Akpınar; Nese Ekinçi; Derya A. Yurtlu; Emrah Alper; Belkıs Unsal

16:21 - 16:33 OP302
EVALUATION OF RECTAL CANCER ANGIOGENESIS USING IMMUNOHISTOCHEMICAL AND COMPUTER-ASSISTED ENDOSONOGRAPHIC METHODS ✦
 Ludmila Tankova; Radislav Nakov, Bulgaria; Georgi Stoilov; Antonina Gegova; Ventsislav Nakov; Vanya Gerova; Daniel Kovatchki

16:33 - 16:45 OP303
COMPARISON OF CLINICAL OUTCOMES AMONG DIFFERENT ENDOSCOPIC MODALITIES FOR RECTAL NEUROENDOCRINE TUMOR
Se H. Park, Republic of Korea; Young-Seok Cho; Hyun H. Choi; Dae Y. Cheung; Jin S. Kim; Bo-In Lee; Myung-Gyu Choi

16:45 - 16:57 OP304
ANAL CYTOLOGY, HISTOPATHOLOGY, AND ANOSCOPIC VISUAL IMPRESSION IN AN ANAL DYSPLASIA SCREENING PROGRAM: IS ANAL CYTOLOGY ENOUGH?
Marco Silva, Portugal; Armando Peixoto; José A. Sarmento; Andreia Albuquerque; Rosa Coelho; Rosário Serrão; Carmela Pinero; Helena Barroca; Guilherme Macedo

16:57 - 17:09 OP305
NEW PLATFORM FOR TRANS-ANAL SUBMUCOSAL ENDOSCOPIC RESECTION- (TASER): UPDATED CLINICAL RESULTS FROM TERTIARY CENTRE
Zacharias P. Tsiamoulos, United Kingdom; Rajaratnam Rameshshanker; Janindra Warusavitarne; Brian P. Saunders

Free Paper Session

15:45 - 17:15 Room 1.86
The intestinal epithelium - Stem cells, inflammation and cancer
 Chairs: Arthur Kaser, United Kingdom
 Imke Atraya, Germany

15:45 - 15:57 IP519
State-of-the-art introduction
 Arthur Kaser, United Kingdom

15:57 - 16:09 OP306
THE PROGENERATIVE ROLE OF INTERLEUKIN-22 SIGNALS IN THE INTESTINAL EPITHELIUM DEPENDS ON AUTOPHAGY AND ER STRESS
Florian Tran, Germany; Konrad Aden; Markus Tschurtschenthaler; Raheleh Sheibani-Tezerji; Johannes Kuiper; Anne Luzius; Marlene Jentszsch; Stefan Schreiber; Richard S. Blumberg; Arthur Kaser; Philip Rosenstiel

16:09 - 16:21 OP307
HOXA9 IS OVEREXPRESSED IN COLONIC ADENOMAS AND CAUSES AN INCREASE IN CELL GROWTH
Pieter H. A. Wisse, The Netherlands; Vincent T. Janmaat; Auke P. Verhaar; Marco J. Bruno; Manon C. W. Spaander; Maikel Peppelenbosch

Tuesday, October 18, 2016

16:21 - 16:33 OP308
TOLL-INTERACTING PROTEIN DEFICIENCY PROTECTS MICE FROM COLITIS-ASSOCIATED CANCER BY MODULATING ANTI-TUMORAL IMMUNITY
 Christina Begka, Switzerland; Simone Ragusa; Tatiana Petrova; Dominique Velin; Michel H. Maillard

16:33 - 16:45 OP309
CONSTRUCTION OF IN VITRO MODEL OF ULCERATIVE COLITIS USING MOUSE PRIMARY COLONIC ORGANOID
 Shuji Hibiya, Japan; Kiichiro Tsuchiya; Sho Watanabe; Tomoaki Shirasaki; Ryu Nishimura; Shigeru Oshima; Ryuichi Okamoto; Tetsuya Nakamura; Mamoru Watanabe

16:45 - 16:57 OP310
THE RIBONUCLEASE RNASEH2B CONTROLS INTESTINAL STEM CELL INTEGRITY
 Konrad Aden, Germany; Kareen Bartsch; Florian Tran; Stefan Rose John; Stefan Schreiber; Philip Rosenstiel; Björn Rabe

16:57 - 17:09 OP311
COMMENSAL FUNGI AND THEIR CELL-WALL GLYCANS INDUCE AUTOPHAGY IN INTESTINAL EPITHELIAL CELLS
 Sarit Cohen-Kedar, Israel; Hofit Elad; Yulia Ron; Iris Dotan

Symposium

15:45 - 17:15 E-Poster Lounge 1
Optimising the patient-provider relationship using effective communication techniques
 Chair: Douglas Drossman, USA
 Experts: Douglas Drossman, USA
 Lin Chang, USA

Free Paper Session

15:45 - 17:15 Hotspot
Abstracts on Fire: Acute pancreatitis – From mechanisms to disease
 Chairs: Alexander Kleger, Germany
 J. Enrique Dominguez-Munoz, Spain

15:45 - 15:55 OP312
HEPARANASE IN ACUTE PANCREATITIS: NEW INSIGHTS INTO PATHOGENESIS AND THERAPY
 Iyad Khamaysi, Israel; Preeti Singh; Neta Ilan; Israel Vlodayvsky; Alessandro Nosedà; Hoda Awad; Yehuda Chowers; Zaid Abassi

15:55 - 16:05 OP313
CIGARETTE SMOKE EXTRACT INHIBITS FLUID AND HCO₃⁻ SECRETION AND CFTR ACTIVITY IN GUINEA PIG PANCREATIC DUCTAL CELLS
 Petra Pallagi; Viktoria Venglovecz; Krisztina Tóth; Andrea Schnúr; Emese Tóth; József Maléth; Dezsó CSupor; Zoltan Rakonczay; Kata Cseko; Zsuzsanna Helyes; Péter Hegyi, Hungary

16:05 - 16:15 OP314
GHRELIN INHIBITS TNF-ALPHA PRODUCTION IN ACUTE PANCREATITIS
 Joanna Bonior; Piotr Ceranowicz; Michalina Kot; Artur Dembiński; Zygmunt Warzecha, Poland; Piotr Pierzchalski; Jolanta Jaworek

16:15 - 16:25 OP315
IDENTIFICATION AND CHARACTERISATION OF A NOVEL EARLY ONSET DIABETES GENE USING HUMAN PLURIPOTENT STEM CELLS
 Anett Illing; Ivan Costa; André Lechel; Qiong Lin; Thomas Seufferlein; Alexander Kleger, Germany

16:25 - 16:35 OP316
LACK OF CFTR RESULTS IN THE IMPAIRED FUNCTION OF THE PLASMA MEMBRANE CA₂⁺ PUMP THAT CAUSES INTRACELLULAR CA₂⁺ OVERLOAD AND MITOCHONDRIAL DAMAGE IN THE PANCREATIC DUCTAL EPITHELIAL CELLS OF CFTR KNOCK OUT MICE.
 Tamara Madacsy, Hungary; Júlia Fanczal; Petra Pallagi; Viktoria Venglovecz; Zoltan Rakonczay; Péter Hegyi; József Maléth

16:35 - 16:45 OP317
ENDOSCOPIC DILATION OF PANCREATIC DUCT STRICTURES IN CHRONIC PANCREATITIS WITH MULTIPLE PLASTIC STENTS: RESULTS IN 48 PATIENTS.
 Andrea Tringali; Vincenzo Bove, Italy; Giorgio Valerii; Rosario Landi; Pietro Familiari; Ivo Boskoski; Vincenzo Perri; Guido Costamagna

16:45 - 16:55 OP318
CARDIOVASCULAR RISK IN PATIENTS WITH CHRONIC PANCREATITIS AND PANCREATIC EXOCRINE INSUFFICIENCY
 Nicolau Vallejo-Senra, Spain; Daniel De la Iglesia-García; Andrea López-López; Julio Iglesias-García; Laura Nieto; Juan E. Domínguez-Muñoz

16:55 - 17:05 OP319
USE OF THE URINARY TRYPSINOGEN -2- DIPSTICK TEST IN EARLY DIAGNOSIS OF PANCREATITIS AFTER ENDOSCOPIC RETROGRADE CHOLANGIOPANCREATOGRAPHY ✦
 Azmi Alhakam, Yemen

17:05 - 17:15 OP320
WHAT KIND OF INTRAVENOUS HYDRATION SHOULD BE USED FOR THE PREVENTION OF POST-ERCP PANCREATITIS: A PROSPECTIVE RANDOMIZED MULTICENTER CLINICAL TRIAL
 Chang-Hwan Park, Republic of Korea; Woo H. Paik; Eun T. Park; Chan S. Shim; Tae Y. Lee; Changdon Kang; Myung H. Noh; Sun Y. Yi; Jong K. Lee; Jong J. Hyun; Jun K. Lee

Scientific Programme by Day Wednesday, October 19, 2016

Advances in Clinical GI & Hepatology
08:30 - 10:00 Room D
New treatment targets in IBD
Chairs: Matthieu Allez, France
Arthur Kaser, United Kingdom



08:30 - 08:52 IP520
Targeting cytokines beyond TNF
Walter Reinisch, Austria

08:52 - 09:14 IP521
Targeting cell adhesion and migration
Arthur Kaser, United Kingdom

09:14 - 09:36 IP522
Cell therapy
Julian Panés, Spain

09:36 - 09:58 IP523
Should we only target the immune system?
Stefan Schreiber, Germany

Symposium
08:30 - 10:00 Room E1
Improving outcomes of non-variceal upper GI bleeding
Chairs: Alessandro Repici, Italy
Tomas Hucl, Czech Republic



08:30 - 08:52 IP524
Rational diagnostic approach
Ian M. Gralnek, Israel

08:52 - 09:14 IP525
Management of patients with impaired coagulation
Joseph J. Y. Sung, China

09:14 - 09:36 IP526
Modern endoscopic treatment
Pierre H. Deprez, Belgium

09:36 - 09:58 IP527
Interventional radiology
Simon Jackson, United Kingdom

Symposium
08:30 - 10:00 Room E2
The role of food in IBS and other functional GI disorders
Chairs: David Surendran Sanders, United Kingdom
Maura Corsetti, United Kingdom



08:30 - 08:52 IP528
Effects of food on GI function
Fernando Azpiroz, Spain

08:52 - 09:14 IP529
How important is food in the pathophysiology of IBS and other functional GI disorders?
Lesley Houghton, USA

09:14 - 09:36 IP530
Rising Star: What is the future of functional foods? *
Jakub Fichna, Poland

09:36 - 09:58 IP531
Low FODMAP diet and gluten elimination in IBS: When, why and how?
Kevin Whelan, United Kingdom

Symposium
08:30 - 10:00 Room F1
Standards and novel developments for pancreatic neuroendocrine tumours
Chairs: Thomas M. Gress, Germany
Andrea Frilling, United Kingdom



08:30 - 08:52 IP532
Epidemiology, genetics and classification
Gabriele Capurso, Italy

08:52 - 09:14 IP533
Nuclear medicine in diagnosis and therapy
Vikas Prasad, Germany

09:14 - 09:36 IP534
Surgical therapies
Andrea Frilling, United Kingdom

09:36 - 09:58 IP535
Medical therapies
Jean-Luc Van Laethem, Belgium

Symposium

08:30 - 10:00 Room F2
Percutaneous gastrostomy and jejunostomy
 Chairs: Karel Caca, Germany
 Annette Fritscher-Ravens, Germany

**Tandem Talks**

08:30 - 08:40 IP536
Which device for which patient? Adults
 Maria E. Riccioni, Italy

08:40 - 08:50 IP537
Which device for which patient? Children
 Frederic Gottrand, France

08:50 - 09:12 IP538
How to deal with a non-closing track?
 Michael Häfner, Austria

09:12 - 09:34 IP539
How to avoid and combat complications?
 André Van Gossum, Belgium

09:34 - 09:46 OP321
**GASTROINTESTINAL SAFETY OF LEVODOPA-CARBIDOPA
 INTESTINAL GEL IN ADVANCED PARKINSON'S DISEASE
 PATIENTS: FINAL RESULTS FROM THE GLORIA LONG-
 TERM REGISTRY**
 Dirk Domagk, Germany; Sanne Dam-Larsen; Angelo
 Antonini; Lars Bergmann; Ashley Yegin; Werner Poewe

09:46 - 09:58 OP322
**ENDOSCOPICALLY ASSISTED PERCUTANEOUS TRANSE-
 SOPHAGEAL GASTROTUBING (PTEG) AND THE PROGRESS**
 Masato Murakami, Japan; Keiitio Nishino; Shigeto
 Murakami; Kousuke Mori; Bonpei Murakami;
 Mizutomo Azuma; Satoshi Tanabe; Mitsuhiro Kida;
 Wasaburo Koizumi

Symposium

08:30 - 10:00 Room G
New trends in gastric cancer
 Chairs: Dirk Arnold, Germany
 David Whiteman, Australia



08:30 - 08:52 IP540
Early detection and endoscopic treatment
 Mario Dinis-Ribeiro, Portugal

08:52 - 09:14 IP541
Surgery: Is minimally invasive the standard?
 Mario Morino, Italy

09:14 - 09:36 IP542
Perioperative treatment: What is new?
 Philippe Rougier, France

Tandem Talks

09:36 - 09:46 IP543
**Personalising oncological treatment: The pathologist's
 view**
 Cord Langner, Austria

09:46 - 09:56 IP544
**Personalising oncological treatment: The gastro-oncol-
 ogist's view**
 Anna D. Wagner, Switzerland

Symposium

08:30 - 10:00 Room K
Drug induced liver injury (DILI): What is new?
 Chairs: Erik Schruppf, Norway
 Claudia Oliveira, Brazil



08:30 - 08:52 IP545
Epidemiology of DILI: How frequent is the problem?
 Raul Andrade, Spain

08:52 - 09:14 IP546
Mechanisms of DILI
 Peter L. M. Jansen, The Netherlands

Debate

09:14 - 09:24 IP547
Diagnosis of DILI: Is the pathologist helpful? YES
 Dina Tiniakos, United Kingdom

09:24 - 09:34 IP548
Diagnosis of DILI: Is the pathologist helpful? NO
 Christian Strassburg, Germany

09:34 - 09:56 IP549
Management of DILI
 Robert Fontana, USA

Free Paper Session

08:30 - 10:00 Room M
Eosinophilic oesophagitis and GORD
 Chairs: André Smout, The Netherlands
 Sabine Roman, France

08:30 - 08:42 IP550
State-of-the-art introduction
 Sabine Roman, France

08:42 - 08:54 OP323
STEP-UP EMPIRIC ELIMINATION DIET FOR PEDIATRIC AND ADULT EOSINOPHILIC ESOPHAGITIS: THE 2-4-6 STUDY.
Javier Molina Infante, Spain; Ines Modolell; Javier Alcedo; Ruth Garcia-Romero; Ángel Arias Arias; Alicia Prieto-Garcia; Pedro L. Gonzalez-Cordero; Víctor Vila-Miravet; Cecilio Santander; Edoardo Savarino; Carlos Guarner-Argente; Jose L. Martin-Lorente; Maria L. Masiques-Mas; Roger Garcia-Puig; Marianne C. Murzi Pulgar; Oscar Nogales Rincon; Alfredo J. Lucendo

08:54 - 09:06 OP324
INCREASED MUCOSAL EXPRESSION OF TOLL-LIKE RECEPTORS IN ADULT PATIENTS WITH EOSINOPHILIC ESOPHAGITIS
Ángel Arias Arias, Spain; Maria Vicario; Pilar Martínez Fernández; Ana M. González-Castro; Marina Fortea; Jesús González-Cervera; José L. Yagüe-Compadre; Teresa Mota-Huertas; Alfredo J. Lucendo

09:06 - 09:18 OP325
A RANDOMISED, DOUBLE-BLIND, PLACEBO-CONTROLLED TRIAL OF A NOVEL RECOMBINANT, HUMANISED, ANTI-INTERLEUKIN-13 MONOCLONAL ANTIBODY (RPC4046) IN PATIENTS WITH ACTIVE EOSINOPHILIC OESOPHAGITIS: RESULTS OF THE HEROES STUDY
Ikuo Hirano, USA; Margaret Collins; Yudith Assouline-Dayan; Larry Evans; Sandeep Gupta; Alain Schoppert; Alex Straumann; Michael Grimm; Heather Smith; Cindy-Ann Tompkins; Amy Woo; Robert Peach; Paul Frohna; Sheila Gujrathi; Richard Aranda; Evan Dellon

09:18 - 09:30 OP326
IMPAIRMENT OF CHEMICAL CLEARANCE AND MUCOSAL INTEGRITY DISTINGUISH HYPERSENSITIVE ESOPHAGUS FROM FUNCTIONAL HEARTBURN
 Marzio Frazzoni; Nicola De Bortoli; Leonardo Marzio; Manuele Furnari; Irene Martinucci; Salvatore Tolone; Andrea Farioli; Santino Marchi; Lorenzo Fuccio; Vincenzo Savarino; Edoardo Savarino, Italy

09:30 - 09:42 OP327
THE ADDED VALUE OF POST-REFLUX SWALLOW-INDUCED PERISTALTIC WAVE INDEX AND NOCTURNAL BASELINE IMPEDANCE IN REFRACTORY GERD STUDIED WITH ON-THERAPY IMPEDANCE-PH MONITORING
 Marzio Frazzoni; Nicola De Bortoli; Leonardo Frazzoni; Manuele Furnari; Irene Martinucci; Salvatore Tolone; Santino Marchi; Vincenzo Savarino; Edoardo Savarino, Italy

09:42 - 09:54 OP328
PRELIMINARY RESULTS OF A PROSPECTIVE MULTI-CENTER REGISTRY OF LOWER ESOPHAGEAL SPHINCTER STIMULATION FOR GERD: THE LESS-GERD REGISTRY
Joachim Labenz, Germany; Henning Schulz; Andreas Leodolter; Jan Pedersen; Alejandro Nieponice; Ralf Weise; Nicole Bouvy

Translational Basic Science

08:30 - 10:00 Room 1.61/1.62
Injury and regeneration
 Chairs: Christopher John Hawkey, United Kingdom
 Julia Mayerle, Germany



Tandem Talks

08:30 - 08:40 IP551
NSAIDs and ASA in injury and thrombosis
 Christopher J. Hawkey, United Kingdom

08:40 - 08:50 IP552
NSAIDs and ASA in cancer prevention
 Andrew T. Chan, USA

08:50 - 09:12 IP553
Pancreatitis: Evidence for regeneration
 Julia Mayerle, Germany

09:12 - 09:34 IP554
Injury and hepatocyte regeneration
 Fotis Sampziotis, United Kingdom

09:34 - 09:56 IP555
Stem cells at the crossroads of regeneration versus carcinogenesis
 Simon Leedham, United Kingdom

Free Paper Session

08:30 - 10:00 Room N1
Diagnosis and treatment of pancreatic cancer and its precursors
 Chairs: Alexander Kleger, Germany
 Michael Goggins, USA

08:30 - 08:42 IP556
State-of-the-art introduction
 Alexander Kleger, Germany

08:42 - 08:54 OP329
SURVEILLANCE OF HIGH RISK INDIVIDUALS DETECTS RESECTABLE PANCREATIC MALIGNANCIES AND HIGH-GRADE PRECURSORS: RESULTS OF A 16-YEAR EARLY DETECTION PROGRAM FOR FAMILIAL PANCREATIC NEOPLASIA
Jose A. Almario, USA; Marcia I. Canto; Ralph H. Hruban; Anne M. Lennon; Christopher Wolfgang; Matthew Weiss; Kenzo Hirose; Eun J. Shin; Elliot K. Fishman; Ihab R. Kamel; Charles Yeo; Richard Schulick; Michael Goggins

08:54 - 09:06 OP330
CLINICAL IMPACT OF ENDOSCOPIC ULTRASONOGRAPHY IMAGING OF CHRONIC PANCREATITIS IN THE PANCREATIC PARENCHYMA IN PATIENTS WITH INTRA-DUCTAL PAPILLARY MUCINOUS NEOPLASMS
Mamoru Takenaka, Japan; Atsushi Masuda; Masayuki Kitano; Hideyuki Shiomi; Shunsuke Oomoto; Kosuke Minaga; Takeshi Miyata; Ken Kamata; Kentaro Yamao; Hajime Imai; Yoshifumi Arisaka; Yoshihiro Okabe; Masatoshi Kudo

09:06 - 09:18 OP331
NEEDLE-BASED CONFOCAL LASER ENDOMICROSCOPY (NCLE) FOR THE DIAGNOSIS OF SOLITARY PANCREATIC CYSTS: A PROSPECTIVE MULTICENTER STUDY
Bertrand Napoléon, France; Laurent Palazzo; Bertrand Pujol; Fabrice Caillol; Maxime Palazzo; Alain Aubert; Frédéric Maire; L. Buscaïl; Anne I. Lemaistre; Marc Giovannini

09:18 - 09:30 OP332
RISK OF PROGRESSION AMONG LOW RISK IPMNS IN A LARGE MULTICENTER SURVEILLANCE COHORT STUDY
Valerie Gausman, USA; Maria Moris; Maia Kayal; John M. Poneris; Amrita Sethi; Francis G. Gress; Beth A. Schroppe; Lyndon Luk; Elizabeth Hecht; Michael B. Wallace; Tamas A. Gonda

09:30 - 09:42 OP333
MULTIMODALITY TREATMENT OF LOCALLY ADVANCED PANCREATIC CANCER, INCLUDING FOLFIRINOX CHEMOTHERAPY, SURGICAL EXPLORATION AND IRREVERSIBLE ELECTROPORATION: PROSPECTIVE SERIES OF 132 CONSECUTIVE PATIENTS
Jantien A. Anne Vogel, The Netherlands; Steffi J. Rombouts; Thijs de Rooij; Olivier R. C. Busch; Otto M. van Delden; Marcel G. Dijkgraaf; Jeanin E. van Hooft; Hanneke W. van Laarhoven; Robert C. Martin; Annuska Schoorlemmer; Johanna W. Wilmink; Krijn P. van Lienden; Marc G. H. Besselink

09:42 - 09:54 OP334
NATIONWIDE MULTIDISCIPLINARY ONLINE EXPERT-PANEL FOR PANCREATIC CANCER: INITIAL RESULTS
Jony van Hilst, The Netherlands; Marieke S. Walma; Jantien A. Vogel; Steffi J. Rombouts; Bert A. Bonsing; Thomas Bollen; R. Bruijnen; R. V. Dam; R. S. Dwarkasing; Michael F. Gerhards; Bas Groot Koerkamp; Ignace D. Hingh; Koert de Jong; Geert Kazemier; N. C. Krak; Hanneke W. van Laarhoven; Cornelis J. van Laarhoven; Krijn P. van Lienden; Izaak Q. Molenaar; C. Y. Nio; S. S. Phoa; Hjalmar C. van Santvoort; J. J. J. de Vries; Johanna W. Wilmink; Olivier R. C. Busch; Casper H. J. van Eijck; Marc G. H. Besselink

Free Paper Session

08:30 - 10:00 Room N2
Constipation and fecal incontinence: From bench to bedside
 Chairs: Viola Andresen, Germany
Giuseppe Chiarioni, Italy

08:30 - 08:42 IP557
State-of-the-art introduction
Giuseppe Chiarioni, Italy

08:42 - 08:54 OP335
ORAL ADMINISTRATION OF THE GUT-RESTRICTED GUANYLATE CYCLASE-C AGONIST, LINACLOTIDE, REDUCES ENDOMETRIOSIS-INDUCED VAGINAL HYPERALGESIA
Pei Ge, USA; Jingmei Ren; Natalia Dmitrieva; Ada Silos-Santiago; Caroline B. Kurtz; Gerhard Hannig

08:54 - 09:06 OP336
GUANYLATE CYCLASE-C EXPRESSION IS DOWN-REGULATED IN COLONIC BIOPSIES FROM FEMALE IRRITABLE BOWEL SYNDROME PATIENTS WITH CONSTIPATION
 Sonia Garcia-Caraballo; Andrea M. Harrington; Joel Castro; Gerhard Hannig, USA; Caroline B. Kurtz; Ada Silos-Santiago; Lin Chang; Stuart M. Brierley

09:06 - 09:18 OP337
PATIENTS' PERCEPTIONS OF CONSTIPATION DIFFER STRIKINGLY FROM THOSE OF GASTROENTEROLOGY SPECIALISTS AND GENERAL PRACTITIONERS, AND THERE IS NO CONSISTENT AGREEMENT WITH THE ROME III CRITERIA
Eirini Dimidi, United Kingdom; Duolao Wang; Camilla Cox; Susan Neville; S. M. Scott; Kevin Whelan

09:18 - 09:30 OP338
EFFICACY AND SAFETY OF NALDEMEDINE FOR THE TREATMENT OF OPIOID-INDUCED CONSTIPATION IN SUBJECTS WITH CHRONIC NON-CANCER PAIN RECEIVING OPIOID THERAPY: RESULTS FROM TWO PHASE 3 CLINICAL TRIALS.
Martin E. Hale, USA; James Wild; Jyotsuna Reddy; Tadaaki Yamada; Juan C. Arjona Ferreira

09:30 - 09:42 OP339
PILOT STUDY COMPARING THREE METHODS OF SCREENING FOR FECAL INCONTINENCE
 Jan Busby-Whitehead; William E. Whitehead, USA; Steve Heymen; John S. Kizer; Olafur Palsson; Magnus Simrén

09:42 - 09:54 OP340
COPING WITH FAECAL INCONTINENCE: A POPULATION STUDY
Emma V. Carrington, USA; Olafur Palsson; Steve Heymen; Stuart Gould; Magnus Simrén; William E. Whitehead

Free Paper Session	
08:30 - 10:00	Room L7
New insights in upper GI endoscopy techniques	
Chairs: Helmut Messmann, Germany Ecaterina Daniela Dobru, Romania	
08:30 - 08:42	IP558
State-of-the-art introduction	
Helmut Messmann, Germany	
08:42 - 08:54	OP341
NOVEL ENDOLOOP VS. OVER-THE-SCOPE-CLIP (OTSC) IN ENDOSCOPIC CLOSURE OF GASTRIC FULL-THICKNESS DEFECT: A MULTI-CENTER STUDY	
Nan Gao; <u>Rui Li</u> , China; Dongtao Shi; Deqing Zhang; Weichang Chen	
08:54 - 09:06	OP342
ENDOSCOPIC SUBMUCOSAL DISSECTION FOR DUODENAL ADENOMA: COMPLICATION RATE AND FOLLOW UP OF 38 CASES.	
<u>Walter Margos</u> , Belgium; Hrvoje Ivekovic; Ralph C. P. Yeung; Leila Shaza; Hubert Piessevaux; Pierre H. Deprez	
09:06 - 09:18	OP343
ENDOSCOPIC TREATMENT OF GASTRIC ANTRAL VASCULAR ECTASIA: A RETROSPECTIVE MULTICENTRE CLINICAL STUDY ✦	
<u>Anna Fabian</u> , Hungary; Renata Bor; Ella Szabo; Anita Balint; Klaudia Farkas; Agnes Milassin; Mariann Rutka; Tamas Molnar; Ferenc Nagy; Mónika Szűcs; Katalin Lorinczy; Tibor Gyökerez; Janos Banai; György Gyimesi; Attila Z. Szepes; Valeria Kovacs; Istvan Racz; Zoltan G. Szepes	
09:18 - 09:30	OP344
WATERJET SUBMUCOSAL DISSECTION OF PORCINE ESOPHAGUS WITH THE HYBRIDKNIFE® AND ERBE-JET® 2 SYSTEM	
<u>Daisuke Akutsu</u> , Japan; Hideo Suzuki; Toshiaki Narasaka; Masahiko Terasaki; Tsuyoshi Kaneko; Hirofumi Matsui; Yuji Mizokami; Ichinosuke Hyodo	
09:30 - 09:42	OP345
ORAL ADMINISTRATION OF CONDITIONED MEDIUM OBTAINED FROM AMNION-DERIVED MESENCHYMAL STEM CELL CULTURE PREVENTS ESOPHAGEAL STRICTURE AFTER ENDOSCOPIC SUBMUCOSAL DISSECTION IN PIGS	
<u>Takeshi Mizushima</u> , Japan; Shunsuke Ohnishi; Hidetaka Hosono; Momoko Tsuda; Naoya Sakamoto	
09:42 - 09:54	OP346
ENDOSCOPIC ULTRASOUND VS PET-CT IN GASTRIC CANCER STAGING BEFORE AND AFTER NEOADJUVANT CHEMOTHERAPY	
<u>Eduardo Redondo Cerezo</u> , Spain; Juan G. Martinez-Cara; Rita Jimenez-Rosales; Francisco Valverde-Lopez; Antonio Caballero-Mateos; Pablo Jervez-Puente; Jose L. Ariza-Fernandez; Margarita Ubeda-Muñoz; Mercedes Lopez de Hierro; Javier de Teresa	

Free Paper Session	
08:30 - 10:00	Room L8
Liver cell biology and fibrosis	
Chairs: Martina Mueller-Schilling, Germany Jessica Zucman-Rossi, France	
08:30 - 08:42	IP559
State-of-the-art introduction	
Martina Mueller-Schilling, Germany	
08:42 - 08:54	OP347
CHARACTERISATION OF DIFFERENTLY ISOLATED HEPATIC PROGENITOR CELL POPULATIONS IN HUMAN ALCOHOLIC LIVER	
<u>An Ceulemans</u> , Belgium; Stefaan Verhulst; Leo A. Van Grunsven; Tania Roskams	
08:54 - 09:06	OP348
SORTILIN DEFICIENCY REDUCES DUCTULAR REACTION, HEPATOCYTE APOPTOSIS AND LIVER FIBROSIS IN CHOLESTATIC-INDUCED LIVER INJURY	
<u>Isabel Zivibel</u> , Israel; Einav Hubel; Sigal Fishman; Oren Shibolet	
09:06 - 09:18	OP349
ACTIVATION OF NECROPTOSIS IN HUMAN AND EXPERIMENTAL CHOLESTASIS	
<u>Marta B. Afonso</u> , Portugal; Pedro M. Rodrigues; André Simão; Helena Cortez-Pinto; Dimitry Ofengeim; Joana D. Amaral; Rui E. Castro; Junying Yuan; Cecília M. P. Rodrigues	
09:18 - 09:30	OP350
HEPATOMA-INTRINSIC CCRK SIGNALING PROMOTES IMMUNOSUPPRESSIVE TUMOR MICROENVIRONMENT BY REGULATING MYELOID-DERIVED SUPPRESSOR CELL ACCUMULATION ✦	
Alfred S. L. Cheng; <u>Jingying Zhou</u> , Hong Kong PRC; Man Liu; Hanyong Sun; Zhiwei Chen	
09:30 - 09:42	OP351
PROTECTIVE ROLE OF SPECIFIC PATHOGEN FREE MICROBIOTA IN BILE DUCT LIGATED AND CCL4 MICE	
<u>Sheida Moghadamrad</u> , Switzerland; Kathleen McCoy; Philipp Kellmann; Andrea De Gottardi	
09:42 - 09:54	OP352
IMPROVING METABOLIC PARAMETERS IN NAFLD BY TARGETING NUCLEAR RECEPTORS	
<u>Pedro M. Rodrigues</u> , Portugal; Marta B. Afonso; André Simão; Marta Caridade; Catarina C. Carvalho; Alexandre Trindade; António Duarte; Pedro M. Borralho; Mariana V. Machado; Helena Cortez-Pinto; Cecília M. P. Rodrigues; Rui E. Castro	

Free Paper Session

08:30 - 10:00 Room 1.86

Murine models of intestinal inflammationChairs: Dirk Haller, Germany
Timon Erik Adolph, Austria

08:30 - 08:42 IP560

State-of-the-art introduction

Timon E. Adolph, Austria

08:42 - 08:54 OP353

AN AUTOIMMUNITY-ASSOCIATED VARIANT IN PTPN22 PROTECTS FROM DISEASE ONSET IN MOUSE MODELS OF COLITISMarianne R. Spalinger, Switzerland; Stephanie H. Kasper; Claudia Gottier; Kirstin Atrott; Silvia Lang; Gerhard Rogler; Michael Scharl

08:54 - 09:06 OP354

TOLL LIKE RECEPTOR 2 MODULATES THE INHIBITORY MOTOR RESPONSE INDUCED BY HYDROGEN SULPHIDE IN MOUSE COLON. ✦Raquel Forcén García, Spain; Elena Layunta; Julián Pardo; José E. Mesonero; Laura Grasa

09:06 - 09:18 OP355

DIRECT INHIBITION OF HMGB1 BY NEUTRALIZING ANTIBODY AMELIORATES EXPERIMENTAL COLITIS IN MICE VIA TLR4-MYD88 PATHWAYFang Xiao, China; Binghua Sun; Junhua Li; Hanlin Mu; Man Zhang; Demin Li; Huanjun Huang; Mei Liu; Ursula Seidler; Dean Tian

09:18 - 09:30 OP356

NEW, PEPTIDE INHIBITOR OF DIPEPTIDYL PEPTIDASE IV, EMD8-1 ATTENUATES COLITIS IN MICE AFTER TOPIICAL ADMINISTRATIONMaciej Salaga, Poland; Paula Mosinska; Hubert Zatorski; Marta Zielinska; Jakub Fichna

09:30 - 09:42 OP357

CHROMOFUNGIN (CHR) AMELIORATES EXPERIMENTAL COLITIS IN MICE VIA MODULATION OF MACROPHAGES' PLASTICITYNour Eissa, Canada; Fazle Rabbi; Marie-Hélène Metz-Boutigüe; C. Bernstein; Jean-Eric Ghia

09:42 - 09:54 OP358

DEFICIENCY OF PH-SENSING RECEPTOR TDAG8 AMELIORATES T-CELL TRANSFER COLITISIrina Tymbarevich, Switzerland; Cheryl de Vallière; Jesus Cosin-Roger; Marianne R. Spalinger; Carsten A. Wagner; Klaus Seuwen; Isabelle Frey-Wagner; Gerhard Rogler

Symposium

09:00 - 10:00 Hotspot

Eosinophilic oesophagitis: Overlooked too often or searched for too fanatically?

Chair: Stephen Attwood, United Kingdom



09:00 - 09:03 IP561

Introduction

Stephen Attwood, United Kingdom

09:03 - 09:08 IP562

All patients with reflux symptoms should be biopsied to rule out Eosinophilic oesophagitis

Alex Straumann, Switzerland

09:08 - 09:16 IP563

PANEL DISCUSSION

09:16 - 09:21 IP564

In the absence of dysphagia and endoscopic abnormalities, biopsies should not be taken

Albert J. Bredenoord, The Netherlands

09:21 - 09:29 IP565

PANEL DISCUSSION

09:29 - 09:34 IP566

PPI-refractory mucosal eosinophilia should be treated as Eosinophilic oesophagitis, regardless of symptoms

Ulrike von Arnim, Germany

09:34 - 09:42 IP567

PANEL DISCUSSION

Advances in Clinical GI & Hepatology

10:30 - 12:00 Room D

What is success in treating IBD?Chairs: Johan Burisch, USA
Sandro Ardizzone, Italy

10:30 - 10:52 IP568

Defining the targets

Gert Van Assche, Belgium

10:52 - 11:14 IP569

Empowering the patient

Pierre Michetti, Switzerland

11:14 - 11:36 IP570

Surgery in IBD: Always a failure or an option?

Willem A. Bemelman, The Netherlands

11:36 - 11:58 IP571

Disability

Laurent Peyrin-Biroulet, France

Video Case Session
 10:30 - 12:00 Room E1
Video Case Session
 Chairs: Lars Aabakken, Norway
 Horst Neuhaus, Germany

10:30 - 10:35 VC01
A CASE OF ESOPHAGEAL CANCER DERIVED FROM GIANT DIVERTICULUM? TREATED BY ESD AND THORACOSCOPIC COLLABORATION SURGERY
Tsuneo Oyama, Japan; Akiko Takahashi; Nobukazu Yorimitsu

10:35 - 10:43 VC02
NOVEL TECHNIQUE TO RELAX THE LOWER ESOPHAGEAL SPHINCTER (LES) DURING CHALLENGING PER ORAL ENDOSCOPIC MYOTOMY (POEM)
Majidah Bukhari, USA;
 Vivek Kumbhari; Yamile H. Chavez; Saowanee Ngamruengphong; Amr Ismail; Payal Saxena; Mohamad ElZein; Mouen Khashab

10:43 - 10:52 VC03
NOVEL METHOD TO AVOID THE MIGRATION OF THE METALLIC STENT INTO THE OMENTAL BURSA DURING EUS-GUIDED HEPATOGASTROSTOMY
Hirofumi Kawamoto, Japan; Tomohiro Tanigawa; Noriyo Urata; Takahito Oka; Jun Nakamura; Mitsuhiro Suehiro; Ken Nishino; Miwa Kawanaka; Daisuke Goto; Ken Haruma

10:52 - 11:00 VC04
GASTRIC PERFORATION DUE TO DUODENAL-JEJUNAL BYPASS SLEEVE: NON-SURGICAL, ENDOSCOPIC REMOVAL PROCEDURE
Eduardo G. H. de Moura, Brazil; Christiano M. Sakai; Gustavo L. R. Silva; Diogo T. H. de Moura; Eduardo T. H. de Moura; Ana C. S. Borges; M. Passos Galvão Neto; Paulo Sakai

11:00 - 11:09 VC05
TUNNEL AND BRIDGE TECHNIQUE: A NOVEL APPROACH TO ENDOSCOPIC SUBMUCOSAL DISSECTION OF GIANT RECTAL POLYPS
 Kesavan Kandiah; Sharmila Subramaniam, United Kingdom; Fergus J. Q. Chedgy; Sreedhari Thayalasekaran; Pradeep Bhandari

11:09 - 11:18 VC06
ENDOSCOPIC SUBMUCOSAL DISSECTION (ESD) OF A 25MM NEUROENDOCRINE TUMOUR OF THE GASTRIC BODY
Mayenaaz Sidhu, Australia; David J. Tate; Michael J. Bourke

11:18 - 11:28 VC07
PROXIMALLY MIGRATED PANCREATIC STENT RETRIEVAL USING THE NEW SPYGLASS? DS VISUALIZATION SYSTEM
 Dimitrios Kypraios; Stavros Stavriniadis, Greece; Loukas Theodoropoulos; Nikolaos Sarimpeglioglou; Apostolos Malachias; Stefanos Bassioukas; Dimitrios Dimitroulopoulos; Dimitrios Xinopoulos

11:28 - 11:36 VC08
ENDOSCOPIC MUCOSAL RESECTION OF GIANT FLAT POLYP EXCLUSIVELY CLOSED WITH A SURGICAL HAEMOSTATIC AGENT
Alvaro Martinez Alcala, Spain; Felipe Martinez-Alcala García; Klaus Mönkemüller; Jose M. P. Perez; Jose A. Ciria Avila; Felipe A. Martinez

11:36 - 11:47 VC09
THE INSERTION OF A PERCUATENOUS ENDOSCOPIC SIGMOIDOSTOMY TUBE
Vanessa Cubas, United Kingdom; Olufunso Adedeji

11:47 - 11:56 VC10
HIGH MAGNIFICATION DIAGNOSIS AND TREATMENT OF ESOPHAGEAL INTRAEPITHELIAL SQUAMOUS CELL CARCINOMA
Valerio Balassone, Italy; Haruo Ikeda; Haruhiro Inoue

Symposium
 10:30 - 12:00 Room E2
Current management of bile duct tumours
 Chairs: Tim Lankisch, Germany
 Jeanin E. van Hooft, The Netherlands



Tandem Talks
 10:30 - 10:40 IP572
Diagnosis and classification: Pathology
 Dina Tiniakos, United Kingdom

10:40 - 10:50 IP573
Diagnosis and classification: Radiology
 Marco Rengo, Italy

10:50 - 11:12 IP574
Pre-operative endoscopy: When, why and how it should be performed
 Guido Costamagna, Italy

11:12 - 11:34 IP575
Surgical treatment
 Thomas van Gulik, The Netherlands

11:34 - 11:56 IP576
Chemotherapy
 Thomas Seufferlein, Germany

Symposium

10:30 - 12:00 Room F1
Surgery meets endoscopy in the colon
 Chairs: Roger Leicester, United Kingdom
 Ian Jenkins, United Kingdom



10:30 - 10:52 IP577
Endoscopic full thickness resection of early colon cancer
 Tomohiko Ohya, Japan

10:52 - 11:14 IP578
Combined endoscopic-laparoscopic resection of colon polyps
 James E. East, United Kingdom

Debate

11:14 - 11:24 IP579
Colonic perforation during endoscopy: Endoscopic management
 Marianna Arvanitakis, Belgium

11:24 - 11:34 IP580
Colonic perforation during endoscopy: Surgical management
 Desmond C. Winter, Ireland

11:34 - 11:46 OP359
TRANSANAL ENDOSCOPIC MICROSURGERY VERSUS ENDOSCOPIC MUCOSAL RESECTION FOR LARGE RECTAL ADENOMAS (TREND-STUDY).

Renée M. Barendse, The Netherlands; Gijsbert D. Musters; Eelco J. R. de Graaf; Frank J. C. van den Broek; Esther C. J. Consten; Pascal G. Doornebosch; James C. H. Hardwick; Ignace C. de Hingh; Christiaan Hoff; Jeroen M. Jansen; A. W. M. van Milligen de Wit; George van der Schelling; Erik J. Schoon; Matthijs P. Schwartz; Bas L. A. M. Weusten; Marcel G. Dijkgraaf; Paul Fockens; Willem A. Bemelman; Evelien Dekker

11:46 - 11:58 OP360
EFFICACY OF NON-EXPOSED ENDOSCOPIC WALL-IN-VERSION SURGERY (NEWS) AS AN ADVANCED METHOD OF FULL-THICKNESS RESECTION FOR GASTRIC TUMOR
Keiko Niimi, Japan; Takashi Mitsui; Susumu Aikou; Shinya Kodashima; Nobutake Yamamichi; Hiroharu Yamashita; Mitsuhiro Fujishiro; Yasuyuki Seto; Kazuhiko Koike

Symposium

10:30 - 12:00 Room F2
Non-coeliac gluten sensitivity (NCGS) and wheat allergy in the gut
 Chairs: Jonas Ludvigsson, Sweden
 Carolina Ciacci, Italy



10:30 - 10:52 IP581
Pathogenesis of NCGS
 Roberto De Giorgio, Italy

10:52 - 11:14 IP582
Can NCGS be diagnosed by biomarkers?
 Detlef Schuppan, Germany

11:14 - 11:36 IP583
Can GI wheat allergy be differentiated from NCGS by endoscopic provocation ?
 Annette Fritscher-Ravens, Germany

11:36 - 11:58 IP584
Can the diagnosis of NCGS be made by double-blind food challenge?
 Jessica Biesiekierski, Belgium

Symposium

10:30 - 12:00 Room G
National Societies Symposia: Oesophageal cancer across Europe
 Chairs: Andrea May, Germany
 Rebecca Clare Fitzgerald, United Kingdom



10:30 - 10:52 IP585
Unifying European standards for diagnosis
 Rebecca Clare Fitzgerald, United Kingdom

10:52 - 11:14 IP586
Diagnostic tools across Europe
 Massimo Rugge, Italy

11:14 - 11:36 IP587
Endoscopic and surgical treatment: Are we following the same standard?
 Giovanni Zaninotto, Italy

11:36 - 11:58 IP588
Radiotherapy and chemotherapy: Differences in Europe?
 Karin Haustermans, Belgium

Symposium

10:30 - 12:00 Room K
The patient with severely disturbed GI function: Optimal management in 2016
 Chairs: Jutta Keller, Germany
 Paul Moayyedi, Canada



10:30 - 10:52 IP589
Nutrition in the patient with severely disturbed GI function
 André Van Gossum, Belgium

10:52 - 11:14 IP590
Achalasia
 Guy E. Boeckxstaens, Belgium

11:14 - 11:36 IP591
Chronic intestinal pseudoobstruction
 Hans Törnblom, Sweden

11:36 - 11:58 IP592
Faecal incontinence
 William E. Whitehead, USA

Free Paper Session

10:30 - 12:00 Room M
Upper GI bleeding
 Chairs: Ian Mark Gralnek, Israel
 Wladyslaw Januszewicz, Poland

10:30 - 10:42 IP593
State-of-the-art introduction
 Ian M. Gralnek, Israel

10:42 - 10:54 OP361
MEDIUM- AND LONG-TERM RESULTS OF TREATMENT WITH LANREOTIDE IN CASES OF CHRONIC OR RECURRENT OBSCURE GASTROINTESTINAL BLEEDING OR DUE TO GASTROINTESTINAL ANGIODYSPLASIAS
 Santiago Frago, Spain; Leticia Ollero; Maria Lazaro; Edgar Peña-Galo; Natalia De la Llama; Javier Alcedo

10:54 - 11:06 OP362
SOMATOSTATIN ANALOGUES ARE LESS EFFECTIVE IN PATIENTS WITH ANGIODYSPLASIAS AT MULTIPLE SITES OR LOCATED IN THE COLON: A POOLED ANALYSIS OF INDIVIDUAL PATIENT DATA
 Karina Grooteman, The Netherlands; Wietske Kievit; Alba Rocco; Grainne Holleran; Paulo S. Salgueiro; Thomas Aparicio; Giuseppe Scaglione; Raúl Manzano; Denis Sautereau; Spyridon Michopoulos; Joost P. H. Drenth; Erwin J. M. Van Geenen

11:06 - 11:18 OP363
ESOPHAGEAL VARICES POST BANDING ULCER BLEEDING - DETERMINANTS AND IMPACT IN MORTALITY
 Pedro Marques Da Costa, Portugal; Sofia Carvalhana; João Lopes; Ana Valente; Mariana V. Machado; Rui Palma; Helena Cortez-Pinto; José Velosa

11:18 - 11:30 OP364
INTERNATIONAL PROSPECTIVE STUDY OF UPPER GI HAEMORRHAGE: DOES WEEKEND ADMISSION AFFECT OUTCOME?
 Iain A. Murray; Adrian Stanley, United Kingdom; Harry R. Dalton; Jing H. J. Ngu; Stig B. Laursen

11:30 - 11:42 OP365
PROGNOSTIC FACTORS FOR SECOND ENDOSCOPIC THERAPY FAILURE IN PEPTIC ULCER BLEEDING
 Artur G. G. Antunes, Portugal; Ana Vaz; Patrícia Queirós; Tânia Gago; Joana Roseira; Bruno M. Santos Peixe; Horácio Guerreiro

11:42 - 11:54 OP366
A HISTORY OF ISCHEMIC HEART DISEASE, HIGH BLOOD UREA NITROGEN AND C-REACTIVE PROTEIN LEVELS, AND LOW HEMOGLOBIN LEVELS: AS PREDICTIVE CLINICAL FACTORS FOR EARLY DEATH AFTER PERCUTANEOUS ENDOSCOPIC GASTROSTOMY
 Tomoyuki Nishimura, Japan; Toshio Kuwai; Takeshi Takasago; Yuki Miyasako; Yuki Sumida; Sumio Iio; Hiroki Imagawa; Toshiki Yamaguchi; Atsushi Yamaguchi; Hiroataka Kouno; Hiroshi Kohno

Translational Basic Science

10:30 - 12:00 Room 1.61/1.62
Immunotherapy in cancer
 Chairs: Federica Di Nicolantonio, Italy
 Dieter Saur, Germany



10:30 - 10:52 IP594
What is immunotherapy and what is the mechanism of action?
 Stefan Kubicka, Germany

10:52 - 11:14 IP595
Evidence in colon and pancreatic cancer
 Giovanni Germano, Italy

11:14 - 11:36 IP596
Immunotherapy for gastric cancer
 Timothy C. Wang, USA

11:36 - 11:48 OP367
GLUTAMINOLYSIS INHIBITION AS A THERAPEUTIC STRATEGY IN GLUTAMINE-ADDICTED KRAS MUTANT COLORECTAL CANCER
 Chi C. Wong, Hong Kong PRC; Jiaying Xu; Qian Yun; Xiaona Li; Wei Kang; Joseph J. Y. Sung; Zongwei Cai; Jun Yu

11:48 - 12:00 OP368
MOLECULAR DISSECTION OF TUMOR ANGIOGENESIS IN COLORECTAL CANCER
 Eiichiro Yamamoto, Japan; Akira Yorozu; Hironori Aoki; Toshihiko Nishidate; Hiroo Yamano; Tamotsu Sugai; Hiromu Suzuki; Hiroshi Nakase

Symposium

10:30 - 12:00 Room N1
Complications of liver cirrhosis: Beyond bleeding and ascites
 Chairs: Dominique Thabut, France
 Thomas Reiberger, Austria



10:30 - 10:52 IP597
What is minimal encephalopathy?
 Peter Ferenci, Austria

Wednesday, October 19, 2016

10:52 - 11:14 IP598
Hyponatremia in cirrhosis: Causes and consequences
 Andres Cardenas, Spain

11:14 - 11:26 OP369
RANDOMIZED CONTROLLED TRIAL OF BACLOFEN IN TREATMENT OF MUSCLE CRAMPS IN PATIENTS WITH LIVER CIRRHOSIS
Sherief Abd-El salam, Egypt; Lobna Abo Ali; Samah Soliman; Sheren Zakaria; Ibrahim Shehab El-Din; Asem Elfert

11:26 - 11:38 OP370
SPONTANEOUS BACTERIAL PERITONITIS ? DOES THE INFECTION ACQUISITION SITE MATTERS?
Artur G. G. Antunes, Portugal; Cristina Teixeira; Pedro Costa; Bruno M. Santos Peixe; Ana Alves; Sofia Santos; Cristina Chagas; Ana P. Oliveira; Horácio Guerreiro

11:38 - 12:00 IP599
How to improve malnutrition in the cirrhotic patient
 Claire Francoz, France

Free Paper Session

10:30 - 12:00 Room N2
Improving quality of screening colonoscopy
 Chairs: Roland Valori, United Kingdom
 Anneline Cremer, Belgium

10:30 - 10:42 IP600
State-of-the-art introduction
 Roland Valori, United Kingdom

10:42 - 10:54 OP371
SEVEN YEARS OF QUALITY ASSURANCE IN SCREENING COLONOSCOPY IN AUSTRIA
Elisabeth Waldmann, Austria; Irina Gessl; Daniela Sallinger; Philip Jeschek; Martha Britto-Arias; Elisabeth Fasching; Werner Weiss; Michael Gschwantler; Michael Trauner; Monika Ferlitsch

10:54 - 11:06 OP372
ENDORINGS? INCREASES ADR EVEN IN HIGH-RISK SCREENING COLONOSCOPY: RESULTS OF A SINGLE CENTRE PILOT STUDY
Bu Hayee, United Kingdom; Guy Chung-Faye

11:06 - 11:18 OP373
THE FIRST RANDOMISED CONTROLLED TRIAL OF ENDOCUFF VISION® ASSISTED COLONOSCOPY VERSUS STANDARD COLONOSCOPY FOR POLYP DETECTION IN BOWEL CANCER SCREENING PATIENTS (E-CAP STUDY)
Rupam Bhattacharyya, United Kingdom; Fergus J. Q. Chedgy; Kesavan Kandiah; Carole Fogg; Bernard Higgins; Ben Haysom-Newport; Lisa Gadeke; Fergus Thursby-Pelham; Richard Ellis; Patrick Goggin; Gaius Longcroft-Wheaton; Pradeep Bhandari

11:18 - 11:30 OP374
INCREASED ADENOMA DETECTION RATE BY G-EYE HIGH DEFINITION COLONOSCOPY IN COMPARISON TO STANDARD HIGH DEFINITION COLONOSCOPY- A PROSPECTIVE RANDOMIZED MULTICENTRE STUDY
 Haim Shirin; Beni Shpak; Julia Epshtein; Peter Vilmann; Arthur Hoffman; Silvia Sanduleanu; Saud Ishaq; Pier A. Testoni; Seth A. Gross; Helmut Neumann; Martin Goetz; Peter D. Siersema; Dov Abramowich; Mati Schnell; Meir Mizrahi; Jakob Hendl; Johannes W. Rey; Rogier de Ridder; Edi Viale; Mark Pochapin; Michael Yair; Nathan Gluck; Shaul Yaari; Trine Stigaard; Roman Simantov; Menachem Moshkowitz; Eran Israeli; Stine Sloth; Shay Matalon; Alexander Vilkin; Ariel Benson; Amit Maliar; Amir Waizbard; Tiberiu Hershovici; Eyal Shachar; Shmuel Rochberger; Eduard Tsvang; Michal Braverman; Harold Jacob; Yuri Brachman; John G. Karstensen; Daniel Teubner; Roel M. M. Bogie; Ralf Kiesslich, Germany

11:30 - 11:42 OP375
EFFICACY AND SAFETY OF THE NOVEL 1L PEG AND ASCORBATE BOWEL PREPARATION NER1006 VERSUS TRISULFATE SOLUTION IN OVERNIGHT SPLIT-DOSING ADMINISTRATION: RESULTS FROM THE PHASE 3 STUDY NOCT
 Michael DeMicco; Lucy B. Clayton, United Kingdom; Richard Ng Kwet Shing; Michael S. Epstein

11:42 - 11:54 OP376
THE USE OF A SELF-EXPLANATORY BOOKLET FOR BOWEL PREPARATION WITHOUT ORAL INSTRUCTIONS OVERCOMES BARRIERS AGAINST SPLIT-DOSE ADOPTION FOR EARLY MORNING COLONOSCOPY: A RANDOMIZED CONTROLLED TRIAL.
Alida Andrealli, Italy; Silvia Paggi; Arnaldo Amato; Emanuele Rondonotti; Gianni Imperiali; Nicoletta Lenoci; Giovanna Mandelli; Natalia M. L. Terreni; Giancarlo Spinzi; Franco Radaelli

Free Paper Session

10:30 - 12:00 Room L7
Burden of liver disease
 Chairs: Irina Girleanu, Romania
 Robert Fontana, USA

10:30 - 10:42 IP601
State-of-the-art introduction
 Robert Fontana, USA

10:42 - 10:54 OP377
THE BURDEN OF OVERT AND OCCULT LIVER CIRRHOSIS IN PATIENTS WITH METABOLIC SYNDROME: ANALYSIS FROM A LARGE GENERAL PRACTITIONERS DATABASE ✦
Andrea Martini, Italy; Elena Ceranto; Angelo Gatta; Patrizia Pontisso

10:54 - 11:06 OP378
THE NATIONAL BURDEN IN FRANCE OF HOSPITAL CARE FOR PATIENTS WITH HEPATIC ENCEPHALOPATHY: DATA FROM THE FRENCH NATIONAL HOSPITAL DATABASE (PMSI)

Armand Aberge, France; Herve Hagege; Robert Benamouzig; Christophe Bureau; Cécile Blein; Camille Amaz; Emmanuelle Ribot-Mariotte; Irina Leurs

11:06 - 11:18 OP379
THE IMPACT OF RIFAXIMIN-ALPHA ON NHS HOSPITAL RESOURCE USE IN UK PATIENTS WITH HEPATIC ENCEPHALOPATHY: A RETROSPECTIVE OBSERVATIONAL STUDY (IMPRESS)

Richard Aspinall; Amr Radwan; Gabriel Shaya; Hanna Sodatonou, United Kingdom; Riccardo Cipelli; Mark Hudson

11:18 - 11:30 OP380
WITHDRAWN

11:30 - 11:42 OP381
WITHDRAWN

11:42 - 11:54 OP382
PREGNANCY OUTCOME IN MORE THAN 5000 BIRTHS TO WOMEN WITH VIRAL HEPATITIS IN A POPULATION-BASED COHORT STUDY IN SWEDEN

Knut Stokkeland, Sweden; Jonas F. Ludvigsson; Rolf Hultcrantz; Anders Ekbohm; Jonas Höjjer; Matteo Bottai; Olof Stephansson

Free Paper Session

10:30 - 12:00 Room L8
Translational aspects of IBD
 Chairs: Timon Erik Adolph, Austria
 Catherine Reenaers, Belgium

10:30 - 10:42 IP602
State-of-the-art introduction
 Timon E. Adolph, Austria

10:42 - 10:54 OP383
ALTERATION OF THE RENIN-ANGIOTENSIN SYSTEM IN THE CIRCULATION, TERMINAL ILEUM AND COLON IN PATIENTS WITH INFLAMMATORY BOWEL DISEASE: A POTENTIAL NOVEL THERAPEUTIC TARGET

Mayur Garg, Australia; Simon Royce; Chris Tikellis; Claire Shallue; Pavel Sluka; Hady Wardan; Duygu Batu; Elena Velkoska; Louise M. Burrell; Merlin Thomas; Anne McFarlane; Peter R. Gibson; John Lubel

10:54 - 11:06 OP384
BLOCKADE OF $\alpha\beta7$ INTEGRIN CONTROLS TRAFFICKING OF CD8+ AND TH9 LYMPHOCYTES FROM IBD PATIENTS TO THE INFLAMED GUT IN VIVO

Sebastian Zundler, Germany; Anika Fischer; Raja Atreya; Rocío Lopez-Posadas; Alastair Watson; Clemens Neufert; Imke Atreya; Markus F. Neurath

11:06 - 11:18 OP385
VITAMIN D REGULATES DENDRITIC CELL ACTIVITY AND TRAFFICKING IN CROHN'S DISEASE

Philip Hendy, United Kingdom; Durga Reddi; David Bernardo; Lydia Durant; Alistair Noble; Nicholas English; Stella C. Knight; Ailsa L. Hart

11:18 - 11:30 OP386
CIRCULATING DENDRITIC CELL SUBSETS IN CROHN'S DISEASE SHOW ALTERATIONS IN TISSUE HOMING AND CYTOKINE PRODUCTION

Philip Hendy, United Kingdom; Durga Reddi; David Bernardo; Lydia Durant; Alistair Noble; Nicholas English; Stella C. Knight; Ailsa L. Hart

11:30 - 11:42 OP387
A PROTEOMIC APPROACH TO EXPLORE THE PROTECTIVE ROLE OF INULIN IN PREVENTING LPS-INDUCED HUMAN COLONIC SMOOTH MUSCLE IMPAIRMENT

Annamaria Altomare, Italy; Candida Vannini; Michele P. L. Guarino; Simone Barera; Vittoria Locato; Silvia Cocca; Giorgio Arrigoni; Rossana Alloni; Laura De Gara; Michele Cicala

11:42 - 11:54 OP388
TLR4 IS STILL ACTIVE IN GP96-DEFICIENT MACROPHAGES

Jesus Cosin Roger, Switzerland; Claudia Stanzel; Anne Terhalle; Silvia Lang; Lutz Wolfram; Isabelle Frey-Wagner; Martin Hausmann; Michael Fried; Michael Scharl; Gerhard Rogler

Free Paper Session

10:30 - 12:00 Room 1.86
Gastric and junctional cancers
 Chairs: Alexander Link, Germany
 tba

10:30 - 10:42 IP603
State-of-the-art introduction
 Alexander Link, Germany

10:42 - 10:54 OP389
A NEW, BIOLOGICALLY RELEVANT CLASSIFICATION FOR ADENOCARCINOMA AT THE GASTRO-OESOPHAGEAL JUNCTION.

Jan Bornschein, United Kingdom; Juliane Perner; Lorenz Wernisch; Maria Secrier; Shona MacRae; Ahmad Miremedi; Maria O'Donovan; Michael Selgrad; Marino Venerito; Lawrence Bower; Matthew Eldridge; Peter Malfertheiner; Rebecca C. Fitzgerald

10:54 - 11:06 OP390
WITHDRAWN

11:06 - 11:18 OP391
SRGAP1, A CO-TARGET OF MIR-340 AND MIR-124, FUNCTIONS AS A POTENTIAL ONCOGENE WITH AMPLIFICATION AND RECURRENT MUTATION IN GASTRIC TUMORIGENESIS

Wei Kang, Hong Kong PRC; Tingting Huang; Yuhang Zhou; Yujuan Dong; Joanna H. M. Tong; Ka F. To

11:18 - 11:30 OP392
HOXB7 PROMOTES EPITHELIAL-MESENCHYMAL TRANSITION AND METASTASIS IN GASTRIC CANCER

Yu R. Sim, Republic of Korea; Jong-Jae Park; Taehyun Kim; Wonjae Choi; Ji A. Lee; Moon K. Joo; Beom J. Lee; Hoon J. Chun; Sang W. Lee; Young T. Bak

11:30 - 11:42 OP393
SIGNIFICANCE OF COLONOSCOPY IN PATIENTS WITH GASTRIC HIGH GRADE DYSPLAIS OR EARLY GASTRIC CANCER

Ryu Daegon; Daehwan Kang; Hyungwook Kim; Cheolwoong Choi; Subum Park; Sujin Kim; Hyeongseok Nam; Joonho Jeon; Jinhyuck Cho, Republic of Korea; Jungmin Park; Seunghwan Lee

11:42 - 11:42 OP394
PALLIATIVE CHEMOTHERAPY AND TARGETED THERAPIES FOR ESOPHAGEAL AND GASTRO-ESOPHAGEAL JUNCTION CANCER

Vincent T. Janmaat, The Netherlands; Marco J. Bruno; Maikel Peppelenbosch; Ron H. J. Mathijssen; Ate van der Gaast; Ewout W. Steyerberg; Ernst J. Kuipers; Manon C. W. Spaander

Free Paper Session

10:30 - 12:00 Hotspot
Abstracts on Fire: New approaches to colorectal disease
 Chairs: Yasmijn van Herwaarden, The Netherlands
 Michael Häfner, Austria

10:30 - 10:40 OP395
ECONOMIC EVALUATION OF ANTIBIOTIC THERAPY VS APPENDECTOMY FOR TREATMENT OF UNCOMPLICATED ACUTE APPENDICITIS: RESULTS OF THE APPAC RANDOMIZED CLINICAL TRIAL

Paulina Salminen, Finland; Suvu Sippola; Risto Tuominen; Hannu Paajanen; Tero Rautio; Pia Nordström; Markku Aarnio; Tuomo Rantanen; Saija Hurme; Johanna Virtanen; Jukka-Pekka Mecklin; Juhani Sand; Airi Jartti; Juha Grönroos

10:40 - 10:50 OP396
SURGERY VERSUS CONSERVATIVE TREATMENT FOR RECURRENT AND ONGOING DIVERTICULITIS; RESULTS OF A MULTICENTER RANDOMIZED CONTROLLED TRIAL (DIRECT-TRIAL). ★

Marguerite Stam, The Netherlands; Bryan Wall vd; Werner A. Draaisma; Willem A. Bemelman; Marja A. Boermeester; Ivo A. M. J. Broeders; Eric Belgers; Boudewijn Toorenvliet; Hubert A. Prins; Esther C. J. Consten

10:50 - 11:00 OP397
PREVALENCE OF SESSILE SERRATED ADENOMAS/POLYPS IN DISTAL COLON DURING SCREENING COLONOSCOPY/FLEXIBLE SIGMOIDOSCOPY: A SINGLE BOWEL CANCER SCREENING CENTRE EXPERIENCE FROM UK.

Rajaratnam Rameshshanker, United Kingdom; Flaminia Purchiaroni; Ana Wilson; Zacharias P. Tsiamoulos; Arun Rajendran; Paris Tekkis; Brian P. Saunders

11:00 - 11:10 OP398
SERRATED POLYPOSIIS SYNDROME: A SURGICAL PERSPECTIVE

Salman A. Q. Rana, United Kingdom; Joep IJspeert; Nathan Atkinson; Yasmijn van Herwaarden; Iris D. Nagtegaal; Susan K. Clark; James E. East; Evelien Dekker; Andrew Latchford

11:10 - 11:20 OP399
IMPROVED RISK CLASSIFICATION FOLLOWING COLORECTAL ADENOMA REMOVAL

Paulina Wieszczy, Poland; Michal F. Kaminski; Robert Franczyk; Magnus Loberg; Jarek Kobiela; Maria Rupinska; Bartlomiej Kocot; Maciej Rupinski; Øyvind Holme; Urszula Wojciechowska; Joanna Didkowska; Michael Bretthauer; D Ransohoff; Mette Kalager; Jaroslaw Regula

11:20 - 11:30 OP400
COST-EFFECTIVENESS ANALYSIS OF POST-POLYPECTOMY COLONOSCOPY SURVEILLANCE USING JAPANESE DATA: RISK-STRATIFIED SURVEILLANCE BASED ON POLYP RESULTS IS MORE COST-EFFECTIVE

Masau Sekiguchi, Japan; Takahisa Matsuda; Ataru Igarashi; Hiroyuki Takamaru; Masayoshi Yamada; Taku Sakamoto; Takeshi Nakajima; Yasuo Kakugawa; Yutaka Saito

11:30 - 11:40 OP401
NEW NBI MAGNIFYING ENDOSCOPIC CLASSIFICATION FOR COLORECTAL TUMORS PROPOSED BY THE JAPAN NBI EXPERT TEAM (JNET)

Kyoku Sumimoto, Japan; Shinji Tanaka; Yasushi Sano; Shin-ei Kudo; Nana Hayashi; Shiro Oka; Mineo Iwatate; Shoichi Saito; Takahisa Matsuda; Yoshiki Wada; Takahiro Fujii; Hiroaki Ikematsu; Toshio Uraoka; Nozomui Kobayashi; Hisashi Nakamura; Kinichi Hotta; Takahiro Horimatsu; Naoto Sakamoto; Osamu Tsuruta; Hiroshi Kawano; Hiroshi Kashida; Yoji Takeuchi; Hirohisa Machida; Toshihiro Kusaka; Naohisa Yoshida; Ichiro Hirata; Takeshi Terai; Hiro-o Yamano; Kazuhiro Kaneko; Takeshi Nakajima; Taku Sakamoto; Yuichiro Yamaguchi; Naoto Tamai; Naoko Maruyama; Hideki Ishikawa; Yoshitaka Murakami; Shigeaki Yoshida; Yutaka Saito

11:40 - 11:50 OP402
SUBCLASSES OF TYPE-II PIT PATTERN REVEAL ALTERNATIVE TUMORIGENIC PATHWAYS OF COLORECTAL SERRATED LESIONS
 Hironori Aoki, Japan; Eiichiro Yamamoto; Hiro-o Yamano; Kenjiro Yoshikawa; Hiro-o Matsushita; Ryo Takagi; Eiji Harada; Yoshihito Tanaka; Tamotsu Sugai; Hiromu Suzuki

11:50 - 12:00 OP403
ARTIFICIAL INTELLIGENCE (AI) IN ENDOSCOPY – DEEP LEARNING FOR OPTICAL BIOPSY OF COLORECTAL POLYPS IN REAL-TIME ON UNALTERED ENDOSCOPIC VIDEOS
 Michael F. Byrne, Canada; Douglas K. Rex; Nicolas Chapados; Florian Soudan; Clemens Oertel; Milagros Linares Perez; Raymond Kelly; Nadeem Iqbal; Florent Chandelier

Symposium

12:15 - 13:15 Hotspot
A survivors guide for a happy and successful career in gastroenterology - Hosted by women in GI
 Expert: Rebecca Clare Fitzgerald, United Kingdom



12:15 - 12:30 IP604
How to be a successful leader
 Nurdan A. Tözün, Turkey

12:30 - 12:45 IP605
Time management tips for success at work and a home-life
 Marianna Arvanitakis, Belgium

12:45 - 13:00 IP606
Combining clinical work with research
 Gijs R. van den Brink, The Netherlands

Round Table Discussion

12:45 - 13:45 Room G
Multidisciplinary management of perianal fistula
 Chair: Willem Bemelman, The Netherlands
 Experts: Willem Bemelman, The Netherlands
 Stuart Taylor, United Kingdom
 Yehuda Chowers, Israel
 Pia Munkholm, Denmark

Round Table Discussion

12:45 - 13:45 Room K
Management of obscure GI bleeding
 Chair: Cesare Hassan, Italy
 Experts: Cesare Hassan, Italy
 Andrea May, Germany
 Tomas Hucl, Czech Republic
 Joseph Jao Yiu Sung, China

Round Table Discussion

12:45 - 13:45 Room L7
Dyspepsia: Differential diagnoses and management strategies
 Chair: Pali Hungin, United Kingdom
 Experts: Pali Hungin, United Kingdom
 Gregory Rubin, United Kingdom
 Jutta Keller, Germany
 André Smout, The Netherlands

Round Table Discussion

12:45 - 13:45 Room L8
Steroids for acute alcoholic hepatitis: Cure or curse?
 Chair: Mark Thursz, United Kingdom
 Experts: Mark Thursz, United Kingdom
 Andres Cardenas, Spain
 Helena Cortez-Pinto, Portugal
 Gabriella Pár, Hungary

Advances in Clinical GI & Hepatology

14:00 - 15:30 Room D
Optimal use of immunosuppressants and anti-TNF in IBD
 Chair: Iris Dotan, Israel
 Alexander R. Moschen, Austria



Tandem Talks

14:00 - 14:10 IP607
Impact of drug levels on management of anti-TNF failures
 David Drobne, Slovenia

14:10 - 14:20 IP608
Impact of drug levels in patients doing well under anti-TNF
 Yehuda Chowers, Israel

14:20 - 14:42 IP609
Optimising use of thiopurines
 Peter Irving, United Kingdom

Debate

14:42 - 14:52 IP610
Combination therapy: Pro
 Catherine Reenaers, Belgium

14:52 - 15:02 IP611
Combination therapy: Con
 Peter László Lakatos, Hungary

15:02 - 15:24 IP612
Predictors of response or non-response to biologics?
 Geert D'Haens, Belgium

Symposium			
14:00 - 15:30	Room E1		
Hepatology: What's new in 2016			
Chairs: Erik Schrupf, Norway Christian Strassburg, Germany			
		  	
14:00 - 14:22	IP613		
Non-invasive diagnosis of fibrosis and cirrhosis			
Laurent Castera, France			
14:22 - 14:44	IP614		
Autoimmune liver diseases			
Michael Trauner, Austria			
14:44 - 15:06	IP615		
Nonalcoholic fatty liver diseases			
Elizabetta Bugianesi, Italy			
15:06 - 15:28	IP616		
Viral hepatitis			
Kosh Agarwal, United Kingdom			
Symposium			
14:00 - 15:30	Room E2		
New technologies in endoscopy: What's new in 2016?			
Chairs: D. Nageshwar Reddy, India Paul Fockens, The Netherlands			
		   	
14:00 - 14:22	IP617		
Novel imaging technologies			
Jacques J. Bergman, The Netherlands			
14:22 - 14:44	IP618		
New endoscopic submucosal dissection (ESD) techniques			
Naohisa Yahagi, Japan			
14:44 - 15:06	IP619		
Motorised spiral enteroscopy			
Horst Neuhaus, Germany			
15:06 - 15:28	IP620		
Progress in EUS-guided interventions			
Peter Vilmann, Denmark			
Symposium			
14:00 - 15:30	Room F1		
Pancreatology: What's new in 2016?			
Chairs: Marco J. Bruno, The Netherlands Julia Mayerle, Germany			
		  	
14:00 - 14:22	IP621		
Acute pancreatitis			
Omid Sadr-Azodi, Sweden			
14:22 - 14:44			IP622
Chronic pancreatitis			
J. E. Dominguez-Munoz, Spain			
14:44 - 15:06			IP623
Cystic lesions			
Vinciane Rebours, France			
15:06 - 15:28			IP624
Pancreatic cancer			
Thomas Seufferlein, Germany			
Symposium			
14:00 - 15:30	Room F2		
Food-related disorders: What's new in 2016?			
Chairs: Kevin Whelan, United Kingdom Sibylle Koletzko, Germany			
		  	
14:00 - 14:22			IP625
Coeliac disease			
Katri Kaukinen, Finland			
14:22 - 14:44			IP626
Food and functional GI disorders			
Robin Spiller, United Kingdom			
14:44 - 15:06			IP627
Food allergy			
Stephan Bischoff, Germany			
15:06 - 15:28			IP628
Food and carcinogenesis			
Elio Riboli, United Kingdom			
Symposium			
14:00 - 15:30	Room G		
Neurogastroenterology and motility: What's new in 2016?			
Chairs: Mira M. Wouters, Belgium Mark Fox, Switzerland			
		 	
14:00 - 14:22			IP629
The Rome IV criteria for functional GI disorders: What's new for the clinician?			
Douglas Drossman, USA			
14:22 - 14:44			IP630
New treatment options for patients with disturbed GI function			
Jan Tack, Belgium			
14:44 - 15:06			IP631
Hot topics in basic/translational neurogastroenterology and motility			
Andreas Stengel, Germany			

15:06 - 15:28 IP632
Diet, gut microbiota and GI function
 Daisy M. Jonkers, The Netherlands

Symposium
 14:00 - 15:30 Room K
Gut microbiota: What's new in 2016?
 Chairs: Patrizia Brigidi, Italy
 Antonio Gasbarrini, Italy

14:00 - 14:22 IP633
Gut microbiota in GI diseases
 Mirjana Rajilic-Stojanovic, Serbia

Tandem Talks
 14:22 - 14:32 IP634
Faecal microbial transplantation for IBD and other GI diseases
 Paul Moayyedi, Canada

14:32 - 14:42 IP635
Faecal microbial transplantation for clostridium difficile
 Giovanni Cammarota, Italy

14:42 - 15:04 IP636
Gut microbiota and metabolic diseases
 Josbert Keller, The Netherlands

15:04 - 15:30 IP637
PANEL DISCUSSION

Symposium
 14:00 - 15:30 Room 1.61/1.62
Oesophageal diseases: What's new in 2016?
 Chairs: Alex Straumann, Switzerland
 Thierry Ponchon, France

14:00 - 14:22 IP638
GORD
 André Smout, The Netherlands

14:22 - 14:44 IP639
Oesophageal motility disorders
 Sabine Roman, France

14:44 - 15:06 IP640
Eosinophilic oesophagitis
 Stephen Attwood, United Kingdom

15:06 - 15:28 IP641
Neoplastic Barrett's
 Gregory G. Ginsberg, USA

Symposium
 14:00 - 15:30 Room N1
Benign colorectal diseases: What's new in 2016?
 Chairs: Wolfgang Kruis, Germany
 Pia Munkholm, Denmark

14:00 - 14:22 IP642
Microscopic colitis
 Andreas Münch, Sweden

14:22 - 14:44 IP643
Diverticulitis
 Marja A. Boermeester, The Netherlands

14:44 - 15:06 IP644
Clostridium difficile
 Herbert Tilg, Austria

15:06 - 15:28 IP645
Faecal incontinence
 Klaus Matzel, Germany

Symposium
 14:00 - 15:30 Room N2
Colorectal cancer: What's new in 2016?
 Chairs: Thomas Gruenberger, Austria
 Wolff Schmiegel, Germany

14:00 - 14:22 IP646
Update on colorectal cancer screening in Europe
 Monique van Leerdam, The Netherlands

14:22 - 14:44 IP647
Innovations in chemoradiation of rectal cancer
 Thomas Brunner, Germany

14:44 - 15:06 IP648
Tailored systemic treatment for colorectal cancer
 Wolff Schmiegel, Germany

15:06 - 15:28 IP649
Minimal invasive surgery for colorectal cancer
 Yves Panis, France

UNITED EUROPEAN
GASTROENTEROLOGY

ueg week

Postgraduate Teaching Programme

October 28-29, 2017
Barcelona, Spain



Keep on track
with your
training

Enter the PGT 3-year curriculum!

Experience two days of world-class continuing medical education for medical and surgical gastroenterologists in training and in practice.

Join the 3-year cycle to get all major updates in GI & hepatology and you will be perfectly prepared for your professional career!

Full registration for UEG Week is not required.

Find out more, visit www.ueg.eu/week

Major
updates

Increased
interactivity

Clinical
cases

Poster Sessions by Day

Overview Icons



Poster in the Spotlight



Poster of Excellence



Clinical Case Session

Posters are displayed from Monday, October 17 until Wednesday, October 19 in the poster exhibition on Level 0 in halls X4 and X5. The posters are changed daily and are at display during the following times:



Monday	October 17	10:30 – 17:00
Tuesday	October 18	09:00 – 17:00
Wednesday	October 19	09:00 – 14:00

Four Poster Champ Sessions run in parallel from Monday until Wednesday from 12:30 – 13:30. 2 minutes presentations of the highest scoring posters will be given at the E-Poster terminals in the poster exhibition, followed by 3 minutes Q&As from the chairs.

Poster Champs are awarded in the following categories:

1. Upper gastrointestinal diseases
2. Lower gastrointestinal diseases
3. Liver, biliary and pancreatic diseases
4. Surgery, endoscopy and imaging

Poster Champ Sessions are open to all delegates. All UEG Week 2016 attendees are kindly invited to join the Poster Champ Sessions and Poster Champ Award Ceremony held in E-Poster Lounge I at 13:45 every day.

Posters in the Spotlight will be presented additionally in dedicated sessions held daily in the E-Poster Lounge I and II.

The scientific programme is as of September 16, 2016. Later changes are published in the online programme and in the UEG Week App.

Visit the E-Poster Terminals & Poster Champ Sessions

Find posters also electronically on the E-Poster terminals in the Poster Exhibition (Hall X4 and X5).

Additionally 4 Poster Champ Sessions run in parallel each day from 12:30 – 13:30 in the Poster Exhibition and a Poster Champ will be selected out of the Posters of Excellence in each category.



E-Posters will
be published on

www.ueg.eu/week/24-7

Poster Sessions by Day Monday, October 17, 2016

Posters in the Spotlight

10:30 – 12:00

E-Poster Lounge 1

Disease mechanisms in inflammatory bowel disease

Chairs: Johan Burisch, Denmark



P0239

EICOSAPENTAENOIC ACID-FREE FATTY ACID SUPPLEMENTATION FOR THE PREVENTION OF COLITIS-ASSOCIATED COLORECTAL CANCER: A PHASE-I CLINICAL TRIAL

Anna Prossomariti, Italy; E. Scaioli; C. Fazio; G. Piazzzi; M. Bellanova; E. Biagi; M. Candela; P. Brigidi; T. Balbi; P. Chieco; A. Munarini; M. Minguzzi; F. Bazzoli; A. Belluzzi; L. Ricciardiello

P0241

ALTERATION IN MICROBIOTA COMPOSITION CONTRIBUTES TO CHRONIC INFLAMMATORY RESPONSE TRIGGERED BY CROHN'S DISEASE-ASSOCIATED AIEC INFECTION IN GCN2 DEFICIENT MICE

Alexis Bretin, France; G. Dalmasso; N. Barnich; R. Bonnet; H. T. T. Nguyen

P0242

ANTI-INFLAMMATORY AND ANTIBACTERIAL EFFECTS OF HUMAN CATHELICIDIN ACTIVE FRAGMENT KR-12 – A NOVEL POTENTIAL THERAPY OF INFLAMMATORY BOWEL DISEASE

Adam Fabisiak, Poland; N. Murawska; E. Kamysz; A. Chmielowiec-Korzeniowska; W. Kamysz; J. Fichna

P0243

ANTI-TNFA ALTERS MOTIVATIONAL PROCESSING IN CROHN'S DISEASE PATIENTS

M. Gray; C.-Y. Chao; D. Reutens; N. J. Talley; N. A. A. Koloski; Gerald Holtmann, Australia

P0244

CO-ABUNDANCE OF AKKERMANSIA MUCINIPHILA AND FAECALIBACTERIUM PRAUSNITZII IN THE MUCOSA OF HEALTHY AND DISEASED GUT

Mireia Lopez-Siles, Spain; N. Enrich-Capó; M. Sabat-Mir; X. Aldeguer; S. H. Duncan; J. Garcia-Gil; M. Martinez-Medina

Posters in the Spotlight

10:30 – 12:00 E-Poster Lounge 2
Gastroesophageal reflux disease: From mechanisms to treatment
 Chairs: Hubert Louis, Belgium



P0446

IMPAIRED MUCOSAL INTEGRITY IS PRESENT IN SOME REFRACTORY GORD PATIENTS: THE RELEVANCE OF THE REFLUXATE

Charlotte Broers, Belgium; N. Pardon; B. Van Houtte; H. Vanheel; T. Vanuytsel; J. Tack; A. Pauwels; R. L. Farré Marti

P0457

THE EXCRETION OF PANTOPRAZOL IN HUMAN BREAST MILK

Serhat Bor, Turkey; G. Yildiz Turkylmaz; S. Karacaoglu; S. Kipcak; P. Ergun; E. Karasulu

P0458

THE USE OF NON-ABLATIVE RF ENERGY (STRETTA) FOR THE TREATMENT OF GERD. TEN YEARS FOLLOW UP RESULTS

L. Dughera; Giacomo Lo Secco, Italy; G. Catalano; F. Cisarò; M. Morino; M. Salizzoni; G. Montrucchio

P0459

RESPONSE TO TREATMENT WITH PROTON PUMP INHIBITORS (PPI) OF ATYPICAL SYMPTOMS DEPENDING ON THEIR COEXISTENCE WITH TYPICAL SYMPTOMS

Alba Zúñiga Ripa, Spain; F. Estremera Arévalo; I. Aresté Anduaga; R. Iglesias Picazo; M. Oreja Arrayago

P0460

A NEW GASTRIC ACID SUPPRESSOR, "VONOPRAZAN" IS EFFECTIVE IN PROTON PUMP INHIBITOR-REFRACTORY REFLUX ESOPHAGITIS

H. Yamashita; Atsushi Kanamori, Japan

Posters in the Spotlight

14:00 – 15:30 E-Poster Lounge 1
Irritable Bowel Syndrome: What can we learn from epidemiological studies?
 Chairs: Hans Törnblom, Sweden
 Niek de Wit, The Netherlands



P0381

DEFECATORY SYMPTOMS IN PATIENTS WITH IRRITABLE BOWEL SYNDROME IN A PRIMARY HEALTH CARE POPULATION IN SWEDEN

Jenny Sjö Dahl, Sweden; M. P. Jones; A.-K. Norlin; Å. Faresjö; S. Walter

P0382

IMPACT OF IRRITABLE BOWEL SYNDROME WITH DIARRHOEA ON WORK PRODUCTIVITY AND DAILY ACTIVITY AMONG PATIENTS IN THE EU5

Catherine Tucker, United Kingdom; J. L. Abel; R. T. Carson; N. M. Flores; R. Liebert

P0383

HEALTH-RELATED QUALITY OF LIFE AMONG PATIENTS WITH IRRITABLE BOWEL SYNDROME WITH DIARRHOEA

Catherine Tucker, United Kingdom; J. L. Abel; R. T. Carson; N. M. Flores; R. Liebert

P0384

IS THERE AN ASSOCIATION BETWEEN SELF-REPORTED ALLERGIC CONDITIONS AND FUNCTIONAL GASTROINTESTINAL DISORDERS? A POPULATION BASED STUDY

N. A. A. Koloski; A. V. Zala; M. P. Jones; Marjorie Walker, Australia; G. J. Holtmann; M. Veysey; L. Bunby; L. Lambeth; L. Hayden; N. J. Talley

P0385

ARE CONDITIONS OF IMMUNE DYSREGULATION RISK FACTORS FOR FUNCTIONAL GASTROINTESTINAL DISORDERS? FINDINGS FROM A RANDOM POPULATION BASED STUDY

N. A. A. Koloski; A. V. Zala; Marjorie Walker, Australia; M. P. Jones; L. Bunby; M. Veysey; L. Lambeth; L. Hayden; G. J. Holtmann; N. J. Talley

P0387

PERCEPTIONS OF PATIENTS WITH IRRITABLE BOWEL SYNDROME IN RELATION TO THE CARE RECEIVED IN THE PUBLIC HEALTH SYSTEM IN SPAIN

José Mira, Spain; G. Lacima; X. Cortés Gil

Posters in the Spotlight

14:00 – 15:30 E-Poster Lounge 2
Advances in therapeutic upper GI endoscopy
 Chair: Andrea May, Germany
 Mark Gralnek, Israel



P0119

MODIFIED PERORAL ENDOSCOPIC SHORTER MYOTOMY FOR THE TREATMENT OF SIGMOID-TYPE ACHALASIA: A PILOT STUDY

X. Tang; Y. Ren; S. Huang; Q. Gao; Wei Gong, China

P0120

EFFICACY, RECURRENCE AND COMPLICATION RATES OF ENDOSCOPIC MUCOSAL RESECTION VERSUS ENDOSCOPIC SUBMUCOSAL DISSECTION FOR EARLY BARRETT'S NEOPLASIA: A RETROSPECTIVE GERMAN SINGLE CENTER ANALYSIS

Christian Meinhardt, Germany; P. Troschel; A. Schütte; R. P. Henke; H. Seifert



P0121

ENDOSCOPIC HAND SUTURING FOR MUCOSAL DEFECT CLOSURE AFTER GASTRIC ENDOSCOPIC SUBMUCOSAL DISSECTION IN IN VIVO ANIMAL MODELS AND CLINICAL CASES

Osamu Goto, Japan; M. Sasaki; Y. Mitsunaga; T. Akimoto; A. Fujimoto; Y. Ochiai; T. Maehata; T. Nishizawa; H. Takeuchi; Y. Kitagawa; N. Yahagi

P0125

OVER-THE-SCOPE CLIP SYSTEM VERSUS ENDOLOOP COMBINED WITH METAL CLIPS APPLIED TO CLOSURE OF PERFORATION IN GASTRIC ENDOSCOPIC FULL-THICKNESS RESECTION: A SINGLE-CENTER PROSPECTIVE COMPARISON STUDY

C. Zhang; J. Hu; Q. Li; Mei-Dong Xu, China

P0144

TREATMENT OUTCOMES OF ESOPHAGEAL SCC WITH MM INVASION COMPARING ENDOSCOPIC RESECTION AND OPERATION

Toshiyuki Yoshio, Japan; S. Yoshimizu; T. Tomohiro; A. Ishiyama; H. Osumi; T. Shimizu; J. Fujisaki

P0129

ENDOSCOPIC FULL-THICKNESS RESECTION OF UPPER AND LOWER GASTRO-INTESTINAL LESIONS USING A NEW, FLAT BASED OVER-THE-SCOPE-CLIP; A FEASIBILITY STUDY

Wouter Kappelle, The Netherlands; Y. Backes; L. M. G. Moons; F. P. Vlegaar

Poster Champ Session

12:30 - 13:30 Hall X5; Terminal 1

Liver, biliary and pancreatic diseases

Chairs: Matthias Löhr, Sweden

Tim Greten, USA



P0012

BACTERIAL ENDOTOXIN SIGNIFICANTLY DETERIORATE CONSEQUENCES OF EXPERIMENTAL LIVER INJURY THROUGH "EXPLOSION" OF CYTOKINES

Andriy Sydorчук, Ukraine; R. Sydorчук; P. Fomin; L. Sydorчук; I. Sydorчук

P0026

ASSESSMENT OF THE CLINICAL IMPACT OF MULTI-DRUG RESISTANT BACTERIA IN CIRRHOTIC PATIENTS

Artur Gão Antunes, Portugal; C. Teixeira; A. Vaz; C. Martins; P. Queirós; A. Alves; B. M. Santos Peixe; A. P. Oliveira; H. Guerreiro

P0041

REAL LIFE PRACTICE OF CHRONIC HEPATITIS C PATIENTS TREATED WITH DIRECT ACTING ANTIVIRALS (DAAS) IN A TERTIARY CENTER OF PORTUGAL

Sofia Vitor, Portugal; S. R. R. Fernandes; P. Alexandrino; R. T. Marinho; J. Velosa

P0048

PERFORMANCE OF CONTRAST ENHANCED ULTRASOUND (CEUS) IN THE DIAGNOSTIC OF FOCAL LIVER LESIONS –MONOCENTRIC EXPERIENCE

R. L. D. Sirlí; C. Ivascu-Siegfried; T. Voicu Moga; Alina Popescu, Romania; M. Danila; I. Sporea

P0072

INTRADUCTAL PLASTIC STENT PLACEMENT IS AN EFFECTIVE THERAPY FOR MALIGNANT BILIARY STRICTURES

A. Yamaguchi; Y. Miyasako; Takeshi Takasago, Japan; Y. Sumida; T. Nishimura; S. Iio; H. Imagawa; T. Yamaguchi; T. Kuwai; H. Kouno; H. Kouno

P0082

THE POSSIBLE GENETIC BACKGROUND OF ALCOHOL-INDUCED PANCREATIC STEATOSIS

J. Li; Y. Xie; F. Yuan; B. Song; W. Yang; C. Tang; Huan Tong, China

P0088

MINIMALLY INVASIVE VERSUS OPEN NECROSECTOMY FOR NECROTIZING PANCREATITIS

Robbert Hollemans, The Netherlands; S. van Brunschot; O. Bakker; M. G. H. Besselink; T. H. Baron; H. Beger; M. A. Boermeester; T. Bollen; M. J. Bruno; R. Carter; R. Charnley; D. Coelho; B. Dahl; M. G. Dijkgraaf; N. Doctor; G. Farkas; P. Fagenholz; C. Fernandez-Del Castillo; P. Fockens; M. L. Freeman; T. Gardner; H. van Goor; H. Gooszen; G. Hannink; C. J. McKay; M. Peev; J. Neoptolemos; A. Oláh; R. Parks; M. Raraty; B. Rau; T. Rösch; M. Rovers; H. Seifert; A.K. Siriwardena; K. Horvath; H. van Santvoort

P0096

MIR 210-3P AND MIR 10B-5P AS A POTENTIAL BIOMARKERS FOR DIFFERENTIATION BETWEEN CHRONIC PANCREATITIS AND PANCREATIC CANCER

Agnieszka Madro, Poland; M. Guz; W. Jeleniewicz; M. Cybulski; J. Kozicka; J. Kurzepa; A. Stepulak

P0097

PANCREATIC ENDOCRINE FUNCTION IN PATIENTS WITH CHRONIC PANCREATITIS: EVALUATION AND RELATION TO MALNUTRITION

Sylvie Siminkovitch, Bulgaria; M. Kovacheva-Slavova; B. Vladimirov; J. Genov; R. Mitova; P. Gecov; B. Golemanov

P0103

COMPARISON OF REMNANT-INVAGINATION AND DUCT-TO-MUCOSA PANCREATICOJEJUNOSTOMY FOLLOWING WHIPPLE'S RESECTION: PROSPECTIVE RANDOMIZED TRIAL IN PATIENTS AT HIGH RISK OF POSTOPERATIVE PANCREATIC FISTULA

M. Del Chiaro; S. Sanjeevi; B. Björnsson; J. Sand; T. Gasslander; R. Segersvärd; Christoph Ansorge, Sweden



P0104

THE EFFICACY AND SAFETY OF ENDOSCOPIC ULTRASOUND-GUIDED FINE NEEDLE ASPIRATION (EUS-FNA) FOR PANCREATIC SOLID MASS LESIONS: A PROSPECTIVE MULTICENTER COHORT STUDY IN JAPAN

Shigetaka Yoshinaga, Japan; T. Itoi; K. Yamao; I. Yasuda; A. Irisawa; H. Imaoka; T. Tsuchiya; S. Doi; A. Yamabe; Y. Murakami; H. Ishikawa; Y. Saito

Poster Champ Session

12:30 – 13:30

Hall X5: Terminal 2

Surgery, endoscopy and imaging

Chairs: Gregory G. Ginsberg, USA
Michael Bourke, Australia



P0113

USEFULNESS OF AN E-LEARNING SYSTEM FOR THE ENDOSCOPIC DIAGNOSIS OF EARLY GASTRIC CANCER USING MAGNIFYING ENDOSCOPY WITH NARROW-BAND IMAGING: A RANDOMIZED CONTROLLED MULTICENTER STUDY

Koji Kojima, Japan; H. Doyama; H. Nakanishi; K. Yao; H. Ishikawa; H. Araki; H. Kashida; A. Hosokawa; H. Mori; H. Yamasita; O. Motohashi; K. Kobayashi; M. Hirayama; H. Kobayashi; M. Endo; H. Yamano; K. Murakami; T. Koike; K. Hirasawa; Y. Miyaoka; H. Hamamoto; T. Hikichi; N. Hanabata; R. Shimoda; S. Hori; T. Sato; S. Kodashima; H. Okada; T. Mannami; S. Yamamoto; Y. Niwa; K. Yashima; S. Tanabe; H. Satoh; M. Numata; T. Yamazato; Y. Ikeda; H. Nishisaki; M. Nakagawa; A. Matsuda; F. Tamura; H. Nishiyama; K. Arita; K. Kawasaki; K. Hoppo; M. Oka; S. Ishihara; M. Mukasa; H. Minamino; K. Uchita

P0114

RANDOMIZED CONTROLLED TRIAL (RCT) OF DOPPLER ENDOSCOPIC PROBE (DEP) ASSISTED TREATMENT COMPARED TO STANDARD HEMOSTASIS OF SEVERE VARICEAL OR PORTAL HYPERTENSIVE LESION UGI BLEEDING

Dennis M. Jensen, USA; T. O. Kovacs; G. V. Ohning; K. Ghassemi; G. Machicado; G. Dulai; A. Sedarat; R. Jutabha; J. Gornbein; Los Angeles, CA/US

P0115

RESULTS OF ENDOSCOPIC EN-BLOC RESECTION OF SUB EPITHELIAL TUMORS: A SINGLE CENTRE STUDY

Amol Bapaye, India; M. R. Mahadik; N. A. Dubale; V. Vyas; R. Gaadhe; J. A. Bapaye

P0116

ASSESSMENT OF THE SAFETY OF ENDOSCOPIC SUBMUCOSAL DISSECTION IN VERY ELDERLY PATIENTS

Makoto Nishimura, Japan; J. Woo; Y. Fujii; Y. Kowazaki; M. Matsukawa; J. Matsuoka

P0149

INDIVIDUAL SKILLS PARAMETERS ASSOCIATED WITH COMPETENCY AT COLONOSCOPIC POLYPECTOMY: A RETROSPECTIVE ANALYSIS OF DIRECTLY OBSERVED POLYPECTOMY SKILLS (DOPYS)

Arun Rajendran, United Kingdom; S. Thomas-Gibson; P. Dunckley; N. Sevdalis; A. Haycock

P0150

ACCURACY OF MODERN ENDOSCOPIC IMAGING TO DETERMINE THE KUDO NEOPLASTIC PIT PATTERN OF LARGE LATERALLY SPREADING COLONIC LESIONS (LSL)

David Tate, Australia; L. Desomer; H. Awadie; M. J. Bourke

P0151

THE CLINICAL SIGNIFICANCE OF SOLITARY LARGE SESSILE SERRATED ADENOMAS

Lobke Desomer, Australia; D. J. Tate; M. Jayanna; N. Burgess; M. Pellise; H. Awadie; D. McLeod; M. J. Bourke

P0185

METAL OR PLASTIC STENTS TO RELIEVE OBSTRUCTIVE JAUNDICE PRIOR TO RESECTION OF PERIAMPULLARY TUMORS RESULTS OF A PROSPECTIVE RANDOMIZED, DOUBLE BLIND CLINICAL STUDY

Greger Olsson, Sweden; F. Frozanpor; L. Lundell; L. Enochsson; J. Blomberg; C. Ansoorge; M. Reuterwall-Hansson; U. Arnelo

P0198

COST-EFFECTIVENESS OF CYANOACRYLATE GLUE INJECTIONS VERSUS ENDOSCOPIC ULTRASOUND GUIDED TREATMENT IN THE MANAGEMENT OF GASTRIC VARICES

Carlos Robles-Medranda, Ecuador; M. Valero; M. Puga; J. Ospina; M. Soria; H. Alvarado; H. Pitanga Lukashok

P0208

PREP-LESS COLON CANCER SCREENING USING A NOVEL X-RAY IMAGING CAPSULE

M. Moshkowitz; M. Jean; N. Gluck; D. Schwartz; J. Lechter; A. Milchem; Y. Ron; B. Shpak; R. Brun; T. Rösch; Nadir Arber, Israel

P0225

IMPROVEMENT IN GLUCOSE METABOLISM AFTER BARIATRIC SURGERY: COMPARISON OF LAPAROSCOPIC ROUX-EN-Y GASTRIC BYPASS AND DUODENOJEJUNAL BYPASS LINER

Sarah Guenther, Germany; C. Stier; R. Weiner; J. Stein

P0226

THE EFFECT OF SLEEVE GASTRECTOMY ON ESOPHAGEAL CHEMICAL CLEARANCE AND BASAL IMPEDANCE VALUES

Salvatore Tolone, Italy; E. Savarino; N. De Bortoli; M. Frazzoni; M. Furnari; G. Bodini; I. Martinucci; S. Russo; G. del Genio; V. Savarino; L. Docimo

Poster Champ Session

12:30 – 13:30 Hall X5; Terminal 3

Lower gastrointestinal diseases

Chairs: Charlie Lees, United Kingdom
Ailsa Hart, United Kingdom

P0238

VOLUNTARY EXERCISE IMPROVES THE HEALING OF EXPERIMENTAL COLITIS IN MICE FED DIET-INDUCED OBESITY. ESSENTIAL ROLE OF ENDOCRINE FACTORS RELEASED FROM SKELETAL MUSCLES AND ADIPOSE TISSUE

J. Bilski; A. Mazur-Bialy; M. Magierowski; D. Wojcik; B. Brzozowski; Z. Sliwowski; K. Magierowska; Tomasz Brzozowski, Poland

P0258

FAMILIAL AGGREGATION OF INFLAMMATORY BOWEL DISEASE ON THE FAROE ISLANDS - A FAROESE IBD COHORT STUDY

Kari Rubek Nielsen, Faroe Islands; J. Olsen; G. Andersdóttir; E. Gislason; J. Burisch

P0268

MRI REMISSION AFTER THERAPEUTIC INTERVENTION IS ASSOCIATED WITH MORE TIME SPENT IN CLINICAL CORTICOSTEROIDS-FREE REMISSION AND DECREASED RISK OF SURGERY IN CROHN'S DISEASE

Anthony Buisson, France; C. Hordonneau; F. Goutorbe; C. Allimant; M. Goutte; V. Petitcolin; G. Bommelaer

P0270

METABOLIC PROFILING OF URINE AND FAECES DIFFERENTIATES INFLAMMATORY BOWEL DISEASE PHENOTYPE AND HAS IMPLICATIONS ON THERAPEUTIC RESPONSE

Nik Sheng Ding, United Kingdom; M. Sarafian; P. Hendy; R. Misra; L. Penez; E. Holmes; A. L. Hart

P0271

FINGER CLUBBING: HIGH PREVALENCE IN SEVERE SMALL BOWEL CROHN'S DISEASE IN A PROSPECTIVE SINGLE-CENTER STUDY

M. Cossignani; B. Neri; S. Romeo; A. Ruffa; E. Lolli; E. Calabrese; Livia Biancone, Italy

P0296

MUCOSAL HEALING: MAYO 0 VS 1 AFTER 3 YEARS

Giuseppe Frieri, Italy; M. Di Ruscio; A. Capannolo; G. Latella; A. Pasetti; R. Tittoni; A. Viscido

P0297

A POOLED SAFETY ANALYSIS FROM THE USTEKINUMAB CROHN'S DISEASE AND PSORIATIC DISEASES PHASE 2 AND 3 CLINICAL TRIAL PROGRAMS

Subrata Ghosh, Canada; B. E. Sands; W. de Villiers; E. Ott; C. Gasink; Y. Lang; P. Szapary; D. Jacobstein; B. G. Feagan

P0298

SAFETY, PHARMACOKINETICS AND PHARMACODYNAMICS OF THE NOVEL ORAL PEPTIDE THERAPEUTIC PTG-100 (ALPHA4-BETA7 INTEGRIN ANTAGONIST) IN NORMAL HEALTHY VOLUNTEERS

Richard Shames, USA; L. Tozzi; L. Mattheakis; T. Annamalai; A. Bhandari; D. Liu

P0299

IMPACT OF NON-MEDICAL SWITCHING OF ANTI-TUMOR NECROSIS FACTOR AGENTS ON HEALTHCARE COSTS IN EUROPE

Timothy Juday, USA; M. Skup; C. Streuper; U. Moerch; G. S. Kopperud; O. Henriksen; S. Johnson; T. O'Connell

P0360

HIGH RATES OF DISCORDANCE BETWEEN BRAF AND MLH1 METHYLATION TESTS IN CRC PATIENTS OVER 70 YEARS OLD IN A LYNCH SYNDROME UNIVERSAL SCREENING PROGRAM

Tomer Adar, USA; L. H. Rodgers; K. M. Shannon; A. Mattia; G. Y. Lauwers; A. J. Iafrate; D. C. Chung

P0371

POSITIVE LYMPH NODE RATIO IS A PROGNOSTIC FACTOR FOR STAGE III COLORECTAL CANCER PATIENTS WITH MUCINOUS ADENOCARCINOMA AND SIGNET RING CELL CARCINOMA

Junichi Shibata, Japan; S. Ishihara; K. Kawai; K. Murono; K. Sasaki; K. Yasuda; K. Otani; T. Nishikawa; T. Tanaka; K. Hata; T. Kiyomatsu; H. Nozawa; K. Sugihara; T. Watanabe

Poster Champ Session

12:30 – 13:30 Hall X5; Terminal 4

Upper gastrointestinal diseases

Chairs: Marc Benninga, The Netherlands
Gregory Rubin, United Kingdom

P0417

HIGH DIAGNOSTIC PERFORMANCE OF A NOVEL ASSAY FOR AUTOANTIBODIES AGAINST ATP4A AND ATP4B SUBUNITS OF GASTRIC PROTON PUMP H⁺K⁺-ATPASE IN ATROPHIC BODY GASTRITIS PATIENTSEdith Lahner, Italy; V. Lampasona; C. Brigatti; L. Piemonti; M. Carabotti; G. Scialese; H. W. Davidson; J. M. Wenzlau; B. Annibale

P0418

FROM THYROID AUTOIMMUNITY DISEASE TO AUTOIMMUNE CHRONIC ATROPHIC BODY GASTRITIS: POSSIBLE PREDICTOR MARKERS

Maria Piera Panozzo, Italy; M. Franceschi; G. Baldassarre; A. Antico

P0426

PROGNOSIS OF ENDOSCOPIC HEMOSTASIS FOR THE GASTROINTESTINAL BLEEDING ULCER WAS DEPENDENT ON THE CHARACTERISTICS OF THE PATIENTS, BUT NOT ON CORRESPONDENCE OF THE MEDICAL STAFFS IN JAPAN
Okamoto Norihiro, Japan; Y. Sakata; K. Miyahara; S. Matsuura; N. Turuoka; T. Noda; K. Yamamoto; H. Kawakubo; K. Yamanouchi; R. Iwakiri; K. Fujimoto

P0427

INFORMATICS ASSESSMENT OF BURDEN OF ANAEMIA POST UPPER GI BLEEDING IN AN UNIVERSITY HOSPITAL POPULATION

Neeraj Bhala, United Kingdom; D. McNulty; F. Evison; T. Read; N. Sharma; T. Iqbal

P0436

AMBULATORY HIGH RESOLUTION OESOPHAGEAL MANOMETRY: A NOVEL TOOL TO INVESTIGATE NON-CARDIAC CHEST PAIN

E. Yazaki; P. Woodland; Joanne Ooi, United Kingdom; F. Hughes; S. L. Preston; D. Sifrim

P0445

MACROPHAGE FUNCTIONAL ACTIVITY DEPENDING ON THE REFLUXATE TYPE IN GASTROESOPHAGEAL REFLUX DISEASE

Svetlana Lyamina, Russia; S. Kalish; A. Paraskevova; O. Storonova; I. Maev; A. Trukhmanov; V. Ivashkin; I. Malyshev

P0455

TJ-14 (HANGESHASHINTO) IMPEDES THE DEVELOPMENT OF REFLUX-INDUCED ESOPHAGEAL CANCER IN A SURGICAL RAT MODEL

Tomoharu Miyashita, Japan; D. Matsui; I. Makino; H. Tajima; A. K. Ahmed; J. W. Harmon; T. Ohta

P0467

ENDOSCOPIC TREATMENT VS. SURGERY FOR HIGH-RISK EARLY ESOPHAGEAL CANCER

Marek Kollar, Czech Republic; J. Krajciová; J. Malusková; E. Honsova; A. Pazdro; T. Harustiak; D. Kodetova; Z. Vackova; J. Spicak; J. Martinek

P0474

CHARACTERISTICS AND RISK FACTORS FOR SOLITARY NON-AMPULLARY DUODENAL CARCINOMA.

Naomi Kakushima, Japan; H. Ono; H. Matsubayashi; K. Takizawa; M. Tanaka; N. Kawata; S. Ito; K. Imai; K. Hotta; H. Ishiwatari

P0491 ✨

CHANGES OF INTESTINAL MICROBIOTA AFTER HELICOBACTER PYLORI ERADICATION THERAPY

Dilyara Safina, Russia; S. R. Abdulkhakov; T. Grigoryeva; B. Kovarsky; D. Khusnutdinova; M. Markelova; R. A. Abdulkhakov; V. Chernov

P0526

CIRCULATING MICRORNA ASSOCIATED WITH VISCERAL OBESITY: A POSSIBLE BIOMARKER OF DIGESTIVE CANCERS

Juntaro Matsuzaki, Japan; R. Shimizu-Hirota; H. Tadokoro; Y. Iwao; T. Ochiya

P0531

IMPACT OF BODY MASS INDEX AND BODY COMPOSITION ON LUNG FUNCTION IN ADULT PATIENTS WITH CYSTIC FIBROSIS AFTER LUNG TRANSPLANTATION

Katharina Staufer, Austria; S. Harm; E. Halilbasic; P. Hillebrand; P. Jaksch; W. Klepetko; M. Trauner; L. Kazemi-Shirazi

Molecular biology, inflammation and fibrosis

Poster Session

10:30 - 17:00

Hall X4

Liver and Biliary I

P0001

THE PROTECTIVE EFFECT OF BERAPROST SODIUM IN MONOCROTALINE-INDUCED SINUSOIDAL OBSTRUCTION SYNDROME IN MICE

Makoto Nakura, Japan; T. Miyashita; S. Kanou; S. Takada; Y. Yamamoto; T. Ohta

P0002

HEPATOCYTE-SPECIFIC DELETION OF HYPOXIA INDUCIBLE FACTOR-2 α ATTENUATES FIBROGENIC PROGRESSION IN MICE WITH NON-ALCOHOLIC FATTY LIVER DISEASE

Elisabetta Morello, Italy; S. Sutti; S. Cannito; B. Foglia; S. Bruzzi; E. Novo; C. Bocca; G. Villano; P. Pontisso; E. Bugianesi; E. Albano; M. Parola

P0003

WITHDRAWN

P0004

PROSPECTIVE COMPARISON OF NONINVASIVE TECHNIQUES FOR THE ASSESSMENT OF LIVER STIFFNESS IN A COHORT OF COMPENSATED HCV LIVER CIRRHOSIS

Raluca Lupusoru, Romania; I. Sporea; A. Popescu; R. L. D. Sirlu; M. Danila; A.-M. Stepan; R. G. Mare; F. Bende

P0005

LIVER-SPECIFIC SIRT1 DELETION AGGRAVATES HEPATIC FIBROSIS BY REGULATING BAS METABOLISM AND SUPPRESSES THE EXPRESSION OF IQGAP1

Xiaowei Liu, China; H. He; Y. Nie

P0006

CONTRIBUTION OF THE TH17 IMMUNE RESPONSE TO THE PROGRESSION OF NON ALCOHOLIC FATTY LIVER DISEASE TO NON ALCOHOLIC STEATOHEPATITIS

Carla ChackeleVICIUS, Italy; P. J. Giraudi; S. E. Gambaro; S. Palmisano; M. Giuricin; N. Demanzini; D. Bonazza; F. Zanconati; C. Tiribelli; N. Rosso

P0007

LIVER AND SKELETAL MUSCLE MIR-34A CONTRIBUTES TO MITOCHONDRIAL DYSFUNCTION AND INSULIN RESISTANCE IN EXPERIMENTAL NAFLD

André Lopes Simão, Portugal; M. B. Afonso; P. M. Rodrigues; C. M. P. Rodrigues; R. E. Castro

P0008

INHIBITION OF CANONICAL WNT SIGNALING PATHWAY BY β -CATENIN/CBP INHIBITOR ICG001 AMELIORATES LIVER FIBROSIS IN VIVO THROUGH SUPPRESSION OF STROMAL CXCL12

Ruchi Bansal, The Netherlands; B. Öztürk; G. Storm; J. Prakash

P0009

HEPATITIS C CORE REGION MUTATIONS ARE CORRELATED WITH LIVER DISEASE PROGRESSION

B. Mohar Vitezic; Sandra Milic, Croatia; M. Carapina; D. Kovac; D. Stimac; B. Grahovac

P0010

HIGH LEVELS OF SERUM AUGMENTER OF LIVER REGENERATION (ALR) PREDICT BETTER PROGNOSIS OF ACUTE-ON-CHRONIC LIVER FAILURE (ACLF) AND ALR PROMOTER REGION GENETIC VARIANTS ASSOCIATE WITH ACLF RISK

Y. Bi; Min Min, China; Y. Liu

P0011

THE ROLE OF SARTANS (TELMISARTAN OR OLME-SARTAN) IN DECREASE OF INTERLEUKIN-6 LEVEL IN PATIENTS WITH STEATOHEPATITIS COMBINED WITH ARTERIAL HYPERTENSION AND OBESITY

E. Sklyarov; Olesya Bochar, Ukraine; V. Bochar

MicrobiologyP0012 **BACTERIAL ENDOTOXIN SIGNIFICANTLY DETERIORATE CONSEQUENCES OF EXPERIMENTAL LIVER INJURY THROUGH "EXPLOSION" OF CYTOKINES**

Andriy SydorChuk, Ukraine; R. SydorChuk; P. Fomin; L. SydorChuk; I. SydorChuk

P0013

FUNGAL INFECTIONS IN CIRRHOTIC PATIENTS - MARKER FOR AN ADVERSE OUTCOME?

Diogo Branquinho, Portugal; A. Oliveira; C. Gregório; C. Sofia

P0014

GUT MICROBIOTA SIGNATURES IN TURKISH NAFLD PATIENTS.

Tarkan Karakan, Turkey; C. Erdogdu; M. Yalinay

P0015

RETROSPECTIVE ANALYSIS OF THE MICROBIAL EPIDEMIOLOGY OF SPONTANEOUS BACTERIAL PERITONITIS AND BACTERIASCITES IN PATIENTS WITH LIVER CIRRHOSIS

Eva-Maria Fuchs, Austria; N. Pfisterer; F. Pleininger; C. Illiasch; J. Feichtinger; T. Reiberger; C. Madl

Regeneration, stem cells and nutrition

P0016

THE ADAPTOR PROTEINS CARDIF/STING NEGATIVELY REGULATE THE PROLIFERATION OF LIVER REGENERATION AFTER PARTIAL HEPATECTOMY IN MICE

Sarah Schulze, Germany; M. Lu; B. Holzmann; H. Friess; N. Hüser; D. Hartmann

P0017

THE ROLE OF GENETICALLY MODIFIED HSCS IN LIVER REGENERATION AFTER ACUTE LIVER DAMAGE

Elvira Ildarovna Sharipova, Russia; A. Titova; A. Shafigullina; E. Garanina; M. O. Mavlikeev; G. Pevnev; G. R. Burganova; A. A. Gumerova; M. A. Titova; A. Rizvanov; A. P. Kiyasov

Metabolic/genetic disorders

P0018

ANGIOTENSIN II TYPE 1 RECEPTOR GENE A1166C POLYMORPHISM IS ASSOCIATED WITH NON ALCOHOLIC FATTY LIVER DISEASE AND PREDICTS ITS SEVERITY

Ahad Eshraghian, Iran; S. Iravani; P. Azimzadeh

P0019

PATIENTS WITH POLYCYSTIC LIVERS MORE THAN TWO TIMES THE NORMAL SIZE ARE LIKELY TO DEVELOP SYMPTOMS

Myrte K. Neijenhuis, The Netherlands; S. M. H. Verheesen; M. C. Hogan; J. A. Sloan; W. Kievit; T. J. G. Gevers; J. P. H. Drenth

P0020

LNCRNA PROFILE IN NAFLD AND IDENTIFICATION OF A PROTECTIVE NOVAL LNCRNA FLRL2 IN NAFLD

Yi Chen, China; C. Xu; C. Yu; Y. Li

P0021

NON-ALCOHOLIC FATTY LIVER DISEASE ASSOCIATED WITH METABOLIC SYNDROME: MAJOR RISK FOR ATHEROSCLEROSIS

Mihai Alexandru Munteanu, Romania; G. A. Nagy; M. Gordan; S. D. Valean; M. Iancu; P. A. Mircea



P0022

CAUSES OF DEATH IN PATIENTS WITH NON-ALCOHOLIC FATTY LIVER DISEASE? RESULTS FROM A TERTIARY HOSPITAL IN SOUTH CHINAJunzhao Ye, China; M. Li; W. Yanqin; B. Zhong

P0023

THE EFFICACY AND SAFETY OF VILDAGLIPTIN TREATMENT FOR NONALCOHOLIC FATTY LIVER DISEASE IN TYPE 2 DIABETES MELLITUSMehmet Celikbilek, Turkey; Z. T. Ozdemir; A. Aktas; T. Yildirim; H. I. Serin

P0024

DIAGNOSTIC ALGORITHM FOR HIGH LIVER IRON OVERLOAD: RESULTS FROM A PROSPECTIVE STUDY OF 312 PATIENTS WITH HYPERFERRITINEMIAAgustin Castiella Eguzkiza, Spain; E. Zapata; I. Urreta; J. M. Alustiza; E. Salvador; P. Otazua; M. D. De Juan; G. Letamendi; B. Arrizabalaga; L. Zubiaurre; U. Mendarte; M. L. Rincon; J. I. Empananza

P0025

INCREASED FREQUENCY OF KERATIN 8/18 VARIANTS IN CHINESE NON-ALCOHOLIC FATTY LIVER DISEASE PATIENTS: AN ASSOCIATION WITH METABOLIC DISORDERSRui Li, China; J. Ye; W. Yanqin; M. Li; B. Zhong**Cirrhosis and complications: Clinical aspects**P0026 **ASSESSMENT OF THE CLINICAL IMPACT OF MULTI-DRUG RESISTANT BACTERIA IN CIRRHOTIC PATIENTS**Artur Gião Antunes, Portugal; C. Teixeira; A. Vaz; C. Martins; P. Queirós; A. Alves; B. M. Santos Peixe; A. P. Oliveira; H. Guerreiro

P0027

EFFECTIVENESS OF TRANSJUGULAR INTRAHEPATIC PORTOSYSTEMIC SHUNTS (TIPS) USING BARE METAL AND COVERED STENTS FOR THE TREATMENT OF VARICEAL BLEEDING IN CIRRHOSISTheresa Bucsics, Austria; M. Schoder; M. Diermayr; M. Feldner-Busztin; N. Göschl; P. Schwabl; M. Mandorfer; B. Angermayr; M. Cejna; A. Ferlitsch; W. Sieghart; M. Trauner; M. Peck-Radosavljevic; J. Karner; F. Karnel; T. Reiberger

P0028

WITHDRAWN

P0029

CYSTATIN C A REAL-TIME BIOMARKER FOR GLOMERULAR FILTRATION RATE IN CRITICALLY-ILL PATIENTS WITH END STAGE LIVER DISEASEElsayed Abdelaal, Egypt; E. S. Tharwa; S. Abbas; M. A. Eljaky

P0030

WITHDRAWN

P0031

NEW TREATMENT WITH SULODEXIDUM FOR PORTAL VEIN THROMBOSIS IN PATIENTS WITH LIVER CIRRHOSISIonel Copaci, Romania; L. Micu; S. Ioanitescu; G. Chiriaci; I. Lupescu

P0032

IS IT TIME TO CONSIDER ANTITHROMBOTIC PROPHYLAXIS IN CHRONIC LIVER DISEASE?: USEFULNESS OF CHA2DS2-VASC SCORE, HAS-BLED SCORE AND PLATELET COUNTElisa Soares, Portugal; M. Gravito-Soares; C. Lérias; S. Lopes; D. Gomes; P. Figueiredo; C. Agostinho; L. Tomé; C. Sofia

P0033

CONTINUOUS PROTON PUMP INHIBITOR THERAPY INCREASES THE RISK OF BACTERIAL INFECTION IN CIRRHOTIC PATIENTSArtur Gião Antunes, Portugal; A. Vaz; P. Queirós; T. Gago; J. Roseira; B. M. Santos Peixe; H. Guerreiro

P0034

IMPACT OF THE USE OF BETA-BLOCKERS IN DECOMPENSATED CIRRHOSISPaula Sousa, Portugal; D. Martins; J. Pinho; J. Fernandes; R. Araújo; E. Cancela; A. Castanheira; P. Ministro; A. Silva

P0035

EFFICACY OF TOLVAPTAN WITH CELL-FREE AND CONCENTRATED REINFUSION THERAPY FOR REFRACTORY ASCITES IN PATIENTS WITH ADVANCED LIVER DISEASETakeshi Ichikawa, Japan; N. Machida; H. Sasaki; I. Aoki

P0036

MEAN PLATELET VOLUME IS A PROMISING DIAGNOSTIC MARKER FOR SYSTEMIC INFLAMMATION IN CIRRHOTIC PATIENTS WITH ASCITIC FLUID INFECTIONMahmoud Attalla, Egypt; E. Adel; A. T. Abdelmoez; Z. M. Hefny; M. A. El Zahry

P0037

EVALUATION OF AN ALTERNATIVE MODEL TO MELD FOR ANTICOAGULATED PATIENTS WITH CIRRHOSIS: MELD-XI (EXCLUDING INR)Paula Sousa, Portugal; D. Martins; J. Pinho; J. Fernandes; R. Araújo; E. Cancela; A. Castanheira; P. Ministro; A. Silva

P0038

INCIDENCE AND PREDICTORS OF REBLEEDING AFTER BAND LIGATION IN PATIENTS WITH ACUTE ESOPHAGEAL VARICEAL BLEEDINGVera Anapaz, Portugal; J. Carvalho E. Branco; M. Cardoso; R. Carvalho; L. Santos; A. Martins; J. Reis

P0039

MORTALITY AFTER THE FIRST ADMISSION FOR HEPATIC ENCEPHALOPATHYMarco Silva, Portugal; A. Albuquerque; H. Cardoso; A. Peixoto; R. Gaspar; G. Macedo

P0040

SEXUAL DYSFUNCTION IN CHRONIC LIVER DISEASE: IS IT A HOT TOPIC FOR CIRRHOTIC PATIENTS?

Rosa Coelho, Portugal; M. Silva; A. Peixoto; H. Ribeiro; R. Gaspar; R. Gonçalves; P. Pereira; H. Cardoso; G. Macedo

Viral hepatitis C: Clinical aspects

P0041

REAL LIFE PRACTICE OF CHRONIC HEPATITIS C PATIENTS TREATED WITH DIRECT ACTING ANTIVIRALS (DAAS) IN A TERTIARY CENTER OF PORTUGAL

Sofia Vitor, Portugal; S. R. R. Fernandes; P. Alexandrino; R. T. Marinho; J. Velosa

P0042

GENDER-DEPENDENT DRUG-DRUG INTERACTIONS (DDIS) WITH NOVEL ALL ORAL HCV THERAPIES IN GERMAN REAL-WORLD: LOW FREQUENCY OF DDIS WITH ELBASVIR (EBV) AND GRAZOPREVR (GRZ)

Peter Buggisch, Germany; H. Löhr; G. Teuber; H. Steffens; M. Kraus; P. Geyer; B. Weber; T. Witthöft; U. Naumann; E. Zehnter; D. Hartmann; B. Dreher; M. Bilzer

P0043

HIGH POTENTIAL FOR DRUG-DRUG INTERACTIONS (DDIS) DURING CHRONIC HEPATITIS C (CHC) THERAPY WITH DIRECT ACTING ANTIVIRALS (DDAS) IN ROUTINE CLINICAL PRACTICE

George Papatheodoridis, Greece; J. Goulis; S. Manolakopoulos; C. Triantos; K. Zachou; M. Papatheodoridi; A. Koukofiki; A. Kourikou; C. Tsoulas; K. Zisimopoulos; G. Dalekos

P0044

SOFOSBUVIR PLUS RIBAVIRIN FOR TREATMENT OF CIRRHOTIC HCV PATIENTS GENOTYPE-4

Sherief Abd-Elsalam, Egypt; M. Sharaf-Eldin; Y. Ahmad; S. Tawefeek

P0045

TREATMENT OF HEPATITIS C INFECTION IN RENAL TRANSPLANT RECIPIENTS: A GOLDEN AGE

Marta Lemos Rocha, Portugal; J. C. Sousa; T. Moreira; J. M. Ferreira; I. Pedroto

P0046

WITHDRAWN

P0047

ROLE OF DIFFERENT CYTOKINE POLYMORPHISMS IN PREDICTING THE RESPONSE TO PEGYLATED INTERFERON ALFA-2A PLUS RIBAVIRIN IN EGYPTIAN CHILDREN WITH CHRONIC HEPATITIS C GENOTYPE 4

Sana Barakat, Egypt; W. El-Gendy; S. Hefny; E. Shehata; M. Abd El-Kader; A. Mansour

Imaging, radiology (incl. interventional radiology)

P0048

PERFORMANCE OF CONTRAST ENHANCED ULTRASOUND (CEUS) IN THE DIAGNOSTIC OF FOCAL LIVER LESIONS – MONOCENTRIC EXPERIENCE

R. L. D. Sirli; C. Ivascu-Siegfried; T. Voicu Moga; Alina Popescu, Romania; M. Danila; I. Sporea

P0049

TRANSIENT ELASTOGRAPHY FOR DIAGNOSIS OF CLINICALLY SIGNIFICANT PORTAL HYPERTENSION IN PATIENTS WITH ALCOHOL-RELATED LIVER CIRRHOSIS

Ekaterina Liusina, Russia; C. Pavlov; V. Ivashkin

P0050

A NEW ULTRASOUND-BASED METHOD TO DETECT LIVER STEATOSIS USING CT AS REFERENCE STANDARD

L. Carlo Pescatori; Gian Eugenio Tontini, Italy; R. Casale; C. Messina; D. Orlandi; G. Di Leo; F. Sardanelli; L. M. Sconfienza

P0051

NON-INVASIVE ASSESSMENT OF LIVER FIBROSIS BY MEANS OF TRANSIENT ELASTOGRAPHY AND FIBROTEST IN PATIENTS WITH HCV COMPENSATED LIVER CIRRHOSIS

Ioan Sporea, Romania; R. G. Mare; L. Sandulescu; A. Popescu; R. L. D. Sirli; M. Danila

P0052

THE VALUE OF ELASTPQ FOR THE EVALUATION OF LIVER STIFFNESS IN PATIENTS WITH B AND C CHRONIC HEPATOPATHIES

Ruxandra Mare, Romania; I. Sporea; R. Lupusoru; R. L. D. Sirli; A. Popescu; M. Danila; F. Bende

Liver neoplasia: Clinical

P0053

WITHDRAWN

P0054

ROLE OF LOW MOLECULAR WEIGHT HEPARINS (LMWH) IN PREVENTION OF THROMBOEMBOLIC COMPLICATION AFTER TRANSARTERIAL CHEMOEMBOLIZATION (TACE) IN HEPATOCELLULAR CARCINOMA

Sherief Abd-Elsalam, Egypt; O. Negm; S. Abou Saif; M. El Gharib; M. Yousef

P0055

DRUG-ELUTING BEADS VERSUS CONVENTIONAL CHEMOEMBOLIZATION FOR THE TREATMENT OF UNRESECTABLE HEPATOCELLULAR CARCINOMA: A META-ANALYSIS

Antonio Facciorusso, Italy; M. Di Maso; N. Muscatiello



P0056

EFFICACY OF LOW DOSE CAPECITABINE AND SORAFENIB IN PATIENTS WITH ADVANCED ALFA-FETOPROTEIN SECRETING HEPATOCELLULAR CARCINOMA: A ONE YEAR EXPERIENCE

Amr Hanafy, Egypt

P0057

CHANGING PATTERN IN ETIOLOGIC FACTORS OF HEPATOCELLULAR CARCINOMA IN LEBANON

Cesar Yaghi, Lebanon; J. Hajal; R. Sayegh; R. Slim Karam; A. Abou Rached; J. Bou Jaoude; K. Honein

P0058

HEPATIC RESECTION IS SUPERIOR TO TACE AND PERCUTANEOUS ABLATION IN B1-B2 SUBGROUPS OF PATIENTS WITH INTERMEDIATE STAGE HEPATOCELLULAR CARCINOMA

Zeno Adrian Sparchez, Romania; P. Radu; I. Groza; C. Iancu; N. Al Hajjar

P0059

PROGNOSIS OF EARLY STAGE HEPATOCELLULAR CARCINOMA SHOWING COMPLETE RESPONSE AFTER FIRST TRANSARTERIAL CHEMOEMBOLIZATION: A ROLE OF SCHEDULED SECOND TACE

Sehee Jo, South Korea; D. H. Sinn; S. W. Shin; S. K. Cho; W. Kang; G.-Y. Gwak; J. H. Lee; K. C. Koh; S. W. Paik; M. S. Choi

Vascular diseases of the liver, bile duct or pancreas

P0060

HEPATIC VENO-OCCLUSIVE DISEASE (VOD) AFTER HEMATOPOIETIC STEM CELL TRANSPLANTATION (HSCT) IN PEDIATRIC PATIENTS: ROLE OF LIVER STIFFNESS FROM CHINA AND JAPAN

Federico Ravaoli, Italy; A. Colecchia; G. Marasco; R. Masetti; K. Kleinschmidt; A. Prete; A. Pession; D. Festi

Bile acids, transport, cholestasis, gallstones: Basic

P0061

DIFFERENT METHODS HANDLING COMMON BILE DUCT STONES WITH PERIAMPULLARY DIVERTICULA: THE EXPERIENCE COMPARISON BETWEEN TWO CENTERS FROM CHINA AND JAPAN

Kexiang Zhu, China; W. Zhou; L. Miao; J. Yan; W. Meng; L. Zhang; X. Zhu; X. Wang; H. Wang; N. Sakiyama; A. Suzuki; K. Tanaka; X. Li

P0062

URSODEOXYCHOLIC ACID REDUCE THE WEIGHT GAIN VIA MODULATING THE COMPOSITION OF GUT MICROBIOTA

S. Jang; Y. Choi; Kihyun Ryu, South Korea; S. Han; K. Yu; Y. Kang; K. Huh; T. Lee; K. Song; H. Koo; M. Kang;

Cholestasis and gallstones: Clinical

P0063

GENETIC POLYMORPHISMS OF IL-4 (C-590T), TNF-A (G-308A), PRSS1 (R122H) AND CFTR (DEL508C) GENES IN PATIENTS WITH ACUTE PANCREATITIS AND CHOLESTATIC SYNDROME

Andriy Sydorчук, Ukraine; L. Sydorчук; S. Ivashuk; O. Plehutsa; I. Sydorчук; R. Sydorчук

P0064

DURABLE RESPONSE IN THE MARKERS OF CHOLESTASIS THROUGH 18 MONTHS OF OPEN-LABEL LONG-TERM SAFETY EXTENSION STUDY OF OBETICHOIC ACID IN PRIMARY BILIARY CIRRHOSIS

Michael Trauner, Austria; F. Nevens; P. Andreone; G. Mazzella; S. Strasser; C. Bowlus; P. Invernizzi; J.P.H. Drenth; P. Pockros; J. Regula; A. Floreani; S. Hohenester; V. Luketic; M. Shiffman; K. van Erpecum; V. Vargas; C. Vincent; B. Hansen; L. MacConell; T. Marmon; D. Shapiro

P0065

EUS FOR SUSPECTED CHOLEDOCHOLITHIASIS. FIRST RESULTS OF A CHANGE IN STRATEGY REGARDING INDICATION AND TIMING OF ERCP

Rutger Quispel, The Netherlands; M. van der Voort; L. M. van Driel; B. Veldt; M.J. Bruno

P0066

NEW METHOD TO INSERT LARGE CALIBER PLASTIC AND SELF-EXPANDING METAL STENTS DURING BALLOON OVERTUBE ENTEROSCOPY (BAE) ASSISTED ERCP

Paul Kroener, USA; Á. Martínez-Alcalá; I. Jovanovic; M. A. D'Assuncao; H. Neumann; K. Mönkemüller

P0067

TEMPORARY PLACEMENT OF BILIARY PIGTAIL STENTS AFTER UNCERTAIN COMMON BILE DUCT STONES CLEARANCE IN ERCP

Jesus Garcia Cano, Spain; L. Taberna-Arana

P0068

ASSESSMENT OF SHORT SINGLE-BALLOON ENTEROSCOPE (SHORT-SBE) FOR THERAPEUTIC ERCP IN PATIENTS WITH ALTERED GASTROINTESTINAL ANATOMY

Yuki Tanisaka, Japan; S. Ryozaawa; H. Iwano; M. Harada; T. Kobatake; S. Arai; Y. Mashimo

P0069

ROLE OF SPYGLASS™-CHOLANGIOSCOPY: FIRST CLINICAL EXPERIENCES IN SWITZERLAND

G.-M. Semadeni; Remus Frei, Switzerland; C. Meyenberger; M. C. Sulz; J. Borovicka

P0070

BALLOON-OVERTUBE ENTEROSCOPY ASSISTED (BAE) VERSUS LAPAROSCOPY-ASSISTED ERCP IN BARIATRIC POST- ROUX-EN-Y GASTRIC BYPASS PATIENTS: A COMPARATIVE STUDY

Ujjwal Kumar, USA; P. T. Kroener; I. Jovanovic; J. P. Gutierrez; H. Neumann; K. Mönkemüller

P0071

IS THE PERIAMPULLARY DIVERTICULUM A RISK FACTOR FOR POST ERCP PANCREATITIS ACCORDING TO TYPE AND SIZE?

Jai Hoon Yoon, South Korea; D. H. Koh; Y. J. Kim

Biliary neoplasia: Basic

P0072 

INTRADUCTAL PLASTIC STENT PLACEMENT IS AN EFFECTIVE THERAPY FOR MALIGNANT BILIARY STRICTURES

A. Yamaguchi; Y. Miyasako; Takeshi Takasago, Japan; Y. Sumida; T. Nishimura; S. Iio; H. Imagawa; T. Yamaguchi; T. Kuwai; H. Kouno; H. Kouno

P0073

HUMAN EQUILIBRATIVE TRANSPORTER 1 (HENT1) EXPRESSION IS NOT PREDICTIVE FOR GEMCITABINE OUTCOME IN PATIENTS WITH ADVANCED BILIARY TRACT CANCER

Jun Kyu Lee, South Korea; D. K. Jang; J. H. Son; J. W. Lee; S. H. Lee; J. K. Ryu; Y.-T. Kim; K.-B. Lee

Biliary neoplasia: Clinical

P0074

ROLE OF THE NEW GENERATION SINGLE-OPERATOR CHOLANGIOSCOPY IN THE DIAGNOSIS OF INDETERMINATE BILIARY LESIONS: A SINGLE TERTIARY CENTRE PROSPECTIVE STUDY

Noor Bekkali, United Kingdom; A. Winstanley; G. J. M. Webster

P0075

DEVELOPMENT OF AN EXTERNAL-TO-INTERNAL CONVERTIBLE ENDOSCOPIC BILIARY DRAINAGE DEVICE

Akihiro Mori, Japan; S. Ito; M. Sawada; T. Yumura; H. Hachiya; S. Hayashi; N. Ohashi

P0076

A PROGNOSTIC MODEL ADOPTING NEW CRITERIA OF INVASION DEPTH IN DISTAL BILE DUCT CANCER: A BETTER PREDICTOR OF SURVIVAL THAN PREVIOUS METHODS

Byoung-Kwan Son, South Korea; K.-W. Min; D.-H. Kim; E.-K. Kim

P0077

A PROSPECTIVE STUDY TO ASSESS THE SAFETY AND EFFICACY OF USING AIR FOR CHOLANGIOGRAPHY IN PATIENTS WITH HILAR STRICTURES, HIGH CHOLANGIO CARCINOMA IN CHD AND CHD STRICTURES SECONDARY TO CARCINOMA GALL BLADDER

Pankaj N. Desai, India; M. V. Kabrawala

P0078

USEFULNESS OF SHORT-TYPE BALLOON-ASSISTED ENDOSCOPES AND METALLIC STENTS WITH A SMALL-DIAMETER DELIVERY SYSTEM FOR MALIGNANT BILIARY OBSTRUCTION WITH SURGICALLY ALTERED ANATOMY

Kazunaga Ishigaki, Japan; H. Kogure; A. Yamada; H. Isayama; G. Umefune; D. Akiyama; K. Takagi; T. Watanabe; R. Uchino; N. Takahara; S. Mizuno; S. Matsubara; N. Yamamoto; Y. Nakai; T. Sasaki; M. Matsuyama; N. Sasahira; M. Tada; K. Koike

P0079

THE SEQUENCE OF BRUSH CYTOLOGY AND INTRADUCTAL BIOPSY DO NOT AFFECT THE DIAGNOSTIC YIELD IN PATIENT WITH BILIARY STRICTURE

Seung Young Seo, South Korea; I. S. Min; D. Kim; S. B. Kim; S. H. Kim; I. H. Kim; S. W. Kim; S. T. Lee; D. G. Kim; S. O. Lee

P0080

COMPARING LIQUID BASED CYTOLOGY(CELLPREP®) METHODS WITH CONVENTIONAL SMEAR METHODS FOR ERCP GUIDED BRUSHING CYTOLOGY OF BILE DUCT
Yonghyeok Choi, South Korea; J. H. Han; H. B. Chae; S. M. Park

Cell biology/secretion/enzymology/physiology

P0081

PERCUTANEOUS CHOLECYSTOSTOMY AS DEFINITE TREATMENT FOR ACUTE CHOLECYSTITIS WITH UNRESECTABLE KLASTKIN TUMOR

R. Daegon; D. Kang; H. Kim; C. Choi; S. Park; S. Kim; H. Nam; H. Jang; Jinhyuck Cho, South Korea; J. Park; Y. Choi

Poster Session

10:30 - 17:00

Pancreas I

Hall X4

P0082 

THE POSSIBLE GENETIC BACKGROUND OF ALCOHOL-INDUCED PANCREATIC STEATOSIS

J. Li; Y. Xie; F. Yuan; B. Song; W. Yang; C. Tang; Huan Tong, China

P0083

BETAINE ATTENUATES ALCOHOLIC FATTY PANCREAS THROUGH DOWN-REGULATION OF DGAT2

W. Yang; J. Li; L. Huang; Huan Tong, China; Z. Huang; C. Tang



P0084

EXPRESSION OF INSULIN AND GLUCAGON IN LIVER AND PANCREAS IN RAT COPPER-DEFICIENT MODEL OF INJURY
Kadriya Nailevna Saifullina, Russia; A. Abdulkhakova; A. Galyavieva; G. Pevnev; S. R. Abdulkhakov; A. A. Gumerova; A. Kiassov

P0085

A NEW ANIMAL MODEL IN PANCREATOLOGY- PANCREATIC DUCTAL FLUID AND BICARBONATE SECRETION IN WILD TYPE FERRETS
Emese Tóth, Hungary; P. Pallagi; J. Maléth; V. Venglovecz; Z. Rakonczay; P. Hegyi

P0086

CYCLIC ADENOSINE MONOPHOSPHATE PRODUCTION STIMULATED BY ORAI1 AND EXTENDED SYNAPTOTAGMIN 1
Júlia Fanczal, Hungary; T. Madacsy; P. Hegyi; A. Malini; S. Muellem; J. Maléth

P0087

VX-809 RESTORES THE EXPRESSION DEFECT OF CYSTIC FIBROSIS TRANSMEMBRANE CONDUCTANCE REGULATOR CAUSED BY ALCOHOL IN CAPAN-1 CELLS
József Maléth, Hungary; T. Madacsy; P. Pallagi; P. Hegyi

Pancreatitis, acute

P0088 

MINIMALLY INVASIVE VERSUS OPEN NECROSECTOMY FOR NECROTIZING PANCREATITIS
Robbert Hollemans, The Netherlands; S. van Brunschot; O. Bakker; M. G. H. Besselink; T. H. Baron; H. Beger; M. A. Boermeester; T. Bollen; M. J. Bruno; R. Carter; R. Charnley; D. Coelho; B. Dahl; M. G. Dijkgraaf; N. Doctor; G. Farkas; P. Fagenholz; C. Fernandez-Del Castillo; P. Fockens; M. L. Freeman; T. Gardner; H. van Goor; H. Gooszen; G. Hannink; C. J. McKay; M. Peev; J. Neoptolemos; A. Oláh; R. Parks; M. Raraty; B. Rau; T. Rösch; M. Rovers; H. Seifert; A. K. Siriwardena; K. Horvath; H. van Santvoort;

P0089

THE FIRST MULTI-CENTRE EXPERIENCE FROM THE UK AND IRELAND OF THE USE OF THE HOT AXIOS SYSTEM FOR TRANSLUMINAL DRAINAGE OF PANCREATIC FLUID COLLECTIONS
Suresh Vasana Venkatachalapathy, United Kingdom; A. Makin; S. P. Pereira; G. J. Johnson; N. Bekkali; I. Penman; K. Oppong; M. Nayar; N. R. Carroll; E. M. Godfrey; B. Ryan; V. parihar; C. J. McKay; M. Huggett

P0090

RED CELL DISTRIBUTION WIDTH AND RATIO RED CELL DISTRIBUTION WIDTH/TOTAL SERUM CALCIUM AS MAJOR PREDICTORS OF SEVERITY AND MORTALITY IN ACUTE PANCREATITIS
Marta Gravito-Soares, Portugal; E. Gravito-Soares; D. Gomes; S. Lopes; C. Sofia

P0091

PREVALENCE OF POST-ERCP COMPLICATIONS ACCORDING TO HOSPITAL VOLUMES AND EXPERIENCE OF OPERATORS: A PROSPECTIVE MULTICENTER STUDY
Ki Ju Kim, South Korea; J. W. Choi; B. S. Lee; C.-M. Cho; M. K. Jung; J. Heo; K. B. Cho; Y. S. Lee; H. G. Kim; J. Han; D. W. Lee; T. N. Kim; K.-H. Kim; H.-S. Kim

P0092

EUS-GUIDED INTERVENTIONS FOR WALLED-OFF PANCREATIC NECROSIS: CLINICAL OUTCOMES OF A STEP-UP APPROACH AND RISK FACTORS FOR FAILED ENDOSCOPIC TREATMENT
Mamoru Takenaka, Japan; K. Minaga; M. Kitano; S. Oomoto; K. Kamata; T. Miyata; K. Yamao; H. Imai; M. Kudo

P0093

EVALUATION OF THE BISAP SCORE IN PREDICTING SEVERITY AND PROGNOSIS IF ACUTE PANCREATITIS
Patrícia Santos, Portugal; S. R. R. Fernandes; M. Moura; J. R. Carvalho; T. Antunes; J. Velosa

P0094

DIAGNOSIS, MANAGEMENT AND CLINICAL OUTCOME OF ACUTE BILIARY PANCREATITIS IN HUNGARY – NATION-WIDE, MULTICENTER, RETROSPECTIVE ANALYSIS
Dr. Adrienn Halász, Hungary; F. Izbéki; J. Gervain; J. Hamvas; R. Takács; T. Takács; Z. Szepes; M. Varga; K. Csefko; L. Czakó; J. Novák; A. Z. Szepes; J. Czimmer; J. Sümegi; A. Vincze; P. Sarlós; I. Szabó; A. Illés; J. Bajor; S. Gódi; A. Szentesi; B. Kui; A. Parniczky; P. Hegyi; I. Hritz

P0095

IMPACT OF FATTY LIVER ON SEVERITY OF ACUTE PANCREATITIS
In-Seok Lee, South Korea; S. B. Yoon; M. H. Choi; K. J. Lee; H. K. Kim; M.-G. Choi

Pancreatitis, chronic (including hereditary disorders)

P0096 

MIR 210-3P AND MIR 10B-5P AS A POTENTIAL BIOMARKERS FOR DIFFERENTIATION BETWEEN CHRONIC PANCREATITIS AND PANCREATIC CANCER
Agnieszka Madro, Poland; M. Guz; W. Jeleniewicz; M. Cybulski; J. Kozicka; J. Kurzepa; A. Stepulak

P0097 

PANCREATIC ENDOCRINE FUNCTION IN PATIENTS WITH CHRONIC PANCREATITIS: EVALUATION AND RELATION TO MALNUTRITION
Sylvie Siminkovitch, Bulgaria; M. Kovacheva-Slavova; B. Vladimirov; J. Genov; R. Mitova; P. Gecov; B. Golemanov

P0098

RELATION BETWEEN VITAMIN D STATUS AND CARDIOVASCULAR RISK FACTORS IN PATIENTS WITH CHRONIC AND RECURRENT PANCREATITIS - PRELIMINARY DATA
[Mila Kovacheva-Slavova](#), Bulgaria; [S. Siminkovitch](#); [B. Vladimirov](#); [J. Genov](#); [R. Mitova](#); [P. Gecov](#); [D. Svinarov](#); [B. Golemanov](#)

P0099

GENOME ANALYSIS WITH WHOLE EXOME SEQUENCING TO IDENTIFY GENETIC ALTERATIONS IN PATIENTS WITH IDIOPATHIC PANCREATITIS

[Jun Kyu Lee](#), South Korea; [J. J. Hyun](#); [J. H. Moon](#); [T. J. Jeon](#); [B.-K. Son](#); [S. H. Lee](#); [K. H. Lee](#); [D. K. Jang](#); [W. H. Paik](#); [C. W. Park](#)

P0100

PREVALENCE OF EXOCRINE PANCREATIC INSUFFICIENCY IN PATIENTS WITH CHRONIC PANCREATITIS WITHOUT FOLLOW-UP: NUTRITIONAL STATUS AND QUALITY OF LIFE. PANCR-EVOL STUDY

[C. Marra-Lopez](#); [E. Marín](#); [E. Bolado](#); Spain; [M. Francisco González](#); [E. Martínez-Moneo](#); [J. Millastre](#); [A. Hernández Martín](#); [A. Del Pozo-García](#); [E. Pérez Rodríguez](#); [E. Labrador](#); [M. L. Orera Peña](#); [E. de-Madaria](#)

P0101

CLINICAL FEATURES OF ACUTE OBSTRUCTIVE SUPPURATIVE PANCREATIC DUCTITIS: A RETROSPECTIVE REVIEW OF 20 CASES

[Hiromu Kondo](#), Japan; [I. Naitoh](#); [K. Hayashi](#); [T. Ban](#); [K. Miyabe](#); [Y. Nishi](#); [M. Yoshida](#); [S. Umemura](#); [Y. Hori](#); [M. Natsume](#); [A. Kato](#); [H. Ohara](#); [T. Joh](#)

P0102

THE INFLUENCE OF ERYTHROPOETIN ON APOPTOSIS AND FIBROSIS IN CHRONIC CERULEIN - INDUCED PANCREATITIS IN RATS

[Weronika Kazmierak](#), Poland; [A. Korolczuk](#); [G. Czechowska](#); [J. Kurzepa](#); [A. Boguszewska-Czubara](#); [A. Madro](#)

Pancreatic cancer: Clinical

P0103 

COMPARISON OF REMNANT-INVAGINATION AND DUCTO-MUCOSA PANCREATICOJUNOSTOMY FOLLOWING WHIPPLE'S RESECTION: PROSPECTIVE RANDOMIZED TRIAL IN PATIENTS AT HIGH RISK OF POSTOPERATIVE PANCREATIC FISTULA

[M. Del Chiaro](#); [S. Sanjeevi](#); [B. Björnsson](#); [J. Sand](#); [T. Gasslander](#); [R. Segersvärd](#); [Christoph Ansoerge](#), Sweden

P0104 

THE EFFICACY AND SAFETY OF ENDOSCOPIC ULTRASOUND-GUIDED FINE NEEDLE ASPIRATION (EUS-FNA) FOR PANCREATIC SOLID MASS LESIONS: A PROSPECTIVE MULTICENTER COHORT STUDY IN JAPAN

[Shigetaka Yoshinaga](#), Japan; [T. Itoi](#); [K. Yamao](#); [I. Yasuda](#); [A. Irisawa](#); [H. Imaoka](#); [T. Tsuchiya](#); [S. Doi](#); [A. Yamabe](#); [Y. Murakami](#); [H. Ishikawa](#); [Y. Saito](#)

P0105

ECHOENDOSCOPIC ETHANOL ABLATION OF TUMOR COMBINED TO CELIAC PLEXUS NEUROLYSIS IN PATIENTS WITH PANCREATIC ADENOCARCINOMA

[Antonio Facciorusso](#), Italy; [M. Di Maso](#); [N. Muscatiello](#)

P0106

INTRAOPERATIVE US IS THE MAIN TOOL FOR MAKING DECISION ON ARTERIAL RECONSTRUCTION DURING DP-CAR. EXPERIENCE OF 20 MODIFIED APPLEBY PROCEDURES

[Viacheslav Ivanovich Egorov](#), Russia; [R. Petrov](#); [N. Starostina](#); [T. Zhurenkova](#); [M. Petukhova](#); [J. Zhurina](#)

P0107

PANCREATIC CANCER IN PATIENTS WITH AUTOIMMUNE PANCREATITIS: A SCOPING REVIEW

[Peter Macinga](#), Czech Republic; [T. Hucl](#); [M. Del Chiaro](#); [M. Löhr](#)

P0108

KEY ENDOSCOPIC ULTRASOUND FINDINGS USEFUL FOR DIFFERENTIATING INVASIVE CARCINOMA FROM NON-INVASIVE HIGH-GRADE DYSPLASIA IN PANCREATOBILIARY TYPE INTRADUCTAL PAPILLARY MUCINOUS NEOPLASMS OF THE PANCREAS

[Takashi Osoegawa](#), Japan; [A. Aso](#); [K. Nakamura](#); [E. Ihara](#); [H. Kubo](#); [A. Goto](#); [Y. Minoda](#); [T. Ohtsuka](#); [M. Nakamura](#); [T. Ito](#)

P0109

ETHANOL VERSUS POVIDONE IODATE EUS-GUIDED FOR PANCREATIC CYSTIC LESIONS: A PROSPECTIVE AND COMPARATIVE STUDY

[Gabriela Paduani](#), Brazil; [L. S. Hybner](#); [J. G. G. D. A. L. Cabral](#); [C. D. Nava](#); [D. GARCIA](#); [R. Kemp](#); [J. S. dos Santos](#); [J. C. Ardengh](#)

P0110

NONINVASIVE NOVEL THERAPY OF HIGH-INTENSITY FOCUSED ULTRASOUND (HIFU) FOR UNRESECTABLE PANCREATIC CANCER

[Atsushi Sofuni](#), Japan; [M. Fujita](#); [T. Sano](#); [S. Asai](#); [T. Tsuchiya](#); [S. Tsuji](#); [R. Tanaka](#); [K. Kamada](#); [R. Tonzuka](#); [M. Honjo](#); [S. Mukai](#); [K. Yamamoto](#); [Y. Matsunami](#); [T. Itoi](#)



P0111

SERIES OF 44 OPERATED PANCREATIC MUCINOUS CYSTIC LESIONS: CORRELATION BETWEEN MANAGEMENT RECOMMENDATIONS (INTERNATIONAL, EUROPEAN AND AGA CONSENSUS) AND PATHOLOGICAL FINDINGSJudith Millastre Bocos, Spain; S. Espina; E. Martinez Moneo; G. Muñoz Gonzalez; E. Bajador Andreu

P0112

PREDICTING FACTORS FOR UNRESECTABILITY IN PATIENTS WITH LOCALIZED PANCREATIC CANCER AND SELECTIVE USE OF STAGING LAPAROSCOPYHee Seung Lee, South Korea; S. Bang**Endoscopy, upper GI****Poster Session**

10:30 - 17:00

Hall X4

Endoscopy and Imaging I

P0113

**USEFULNESS OF AN E-LEARNING SYSTEM FOR THE ENDOSCOPIC DIAGNOSIS OF EARLY GASTRIC CANCER USING MAGNIFYING ENDOSCOPY WITH NARROW-BAND IMAGING: A RANDOMIZED CONTROLLED MULTICENTER STUDY**Koji Kojima, Japan; H. Doyama; H. Nakanishi; K. Yao; H. Ishikawa; H. Araki; H. Kashida; A. Hosokawa; H. Mori; H. Yamasita; O. Motohashi; K. Kobayashi; M. Hirayama; H. Kobayashi; M. Endo; H. Yamano; K. Murakami; T. Koike; K. Hirasawa; Y. Miyaoka; H. Hamamoto; T. Hikichi; N. Hanabata; R. Shimoda; S. Hori; T. Sato; S. Kodashima; H. Okada; T. Mannami; S. Yamamoto; Y. Niwa; K. Yashima; S. Tanabe; H. Satoh; M. Numata; T. Yamazato; Y. Ikeda; H. Nishisaki; M. Nakagawa; A. Matsuda; F. Tamura; H. Nishiyama; K. Arita; K. Kawasaki; K. Hoppo; M. Oka; S. Ishihara; M. Mukasa; H. Minamino; K. Uchita

P0114

**RANDOMIZED CONTROLLED TRIAL (RCT) OF DOPPLER ENDOSCOPIC PROBE (DEP) ASSISTED TREATMENT COMPARED TO STANDARD HEMOSTASIS OF SEVERE VARICEAL OR PORTAL HYPERTENSIVE LESION UGI BLEEDING**Dennis M. Jensen, USA; T. O. Kovacs; G. V. Ohning; K. Ghassemi; G. Machicado; G. Dulai; A. Sedarat; R. Jutabha; J. Gornbein

P0115

**RESULTS OF ENDOSCOPIC EN-BLOC RESECTION OF SUB EPITHELIAL TUMORS: A SINGLE CENTRE STUDY**Amol Bapaye, India; M. R. Mahadik; N. A. Dubale; V. Vyas; R. Gaadhe; J. A. Bapaye

P0116

**ASSESSMENT OF THE SAFETY OF ENDOSCOPIC SUBMUCOSAL DISSECTION IN VERY ELDERLY PATIENTS**Makoto Nishimura, Japan; J. Woo; Y. Fujii; Y. Kowazaki; M. Matsukawa; J. Matsuoka

P0117

DIAGNOSTIC YIELD OF ENDOSCOPIC ULTRASONOGRAPHY (EUS) FOR SUBMUCOSAL INVASION OF SUPERFICIAL ESOPHAGEAL SQUAMOUS CELL CARCINOMA (ESCC), A POST HOC ANALYSIS OF MULTICENTER PROSPECTIVE CONFIRMATORY STUDY (JCOG0508)Tomohiro Kadota, Japan; K. Minashi; J. Mizusawa; M. Wakabayashi; T. Yano; Y. Ezoe; T. Tsuchida; H. Ono; T. Iizuka; N. Hanaoka; I. Oda; Y. Morita; M. Tajika; J. Fujiwara; C. Katada; S. Hori; K. Takizawa; H. Katayama; K. Nakamura; H. Fukuda; M. Muto

P0118

WITHDRAWN

P0119

**MODIFIED PERORAL ENDOSCOPIC SHORTER MYOTOMY FOR THE TREATMENT OF SIGMOID-TYPE ACHALASIA: A PILOT STUDY**X. Tang; Y. Ren; S. Huang; Q. Gao; Wei Gong, China

P0120

**EFFICACY, RECURRENCE AND COMPLICATION RATES OF ENDOSCOPIC MUCOSAL RESECTION VERSUS ENDOSCOPIC SUBMUCOSAL DISSECTION FOR EARLY BARRETT'S NEOPLASIA: A RETROSPECTIVE GERMAN SINGLE CENTER ANALYSIS**Christian Meinhardt, Germany; P. Troschel; A. Schütte; R. P. Henke; H. Seifert

P0121

**ENDOSCOPIC HAND SUTURING FOR MUCOSAL DEFECT CLOSURE AFTER GASTRIC ENDOSCOPIC SUBMUCOSAL DISSECTION IN IN VIVO ANIMAL MODELS AND CLINICAL CASES**Osamu Goto, Japan; M. Sasaki; Y. Mitsunaga; T. Akimoto; A. Fujimoto; Y. Ochiai; T. Maehata; T. Nishizawa; H. Takeuchi; Y. Kitagawa; N. Yahagi

P0122

IMPROVED VISIBILITY OF EARLY GASTRIC CANCER USING IMAGE-ENHANCED LASER ENDOSCOPYOsamu Dohi, Japan; K. Terasaki; T. Nakano; T. Ueda; N. Iwai; A. Majima; Y. Gen; T. Okayama; N. Yoshida; K. Kamada; K. Uchiyama; T. Ishikawa; O. Handa; H. Konishi; Y. Naito; Y. Itoh

P0123

EFFECT OF ANTICOAGULANTS ON THE RISK OF DELAYED BLEEDING AFTER GASTRIC ESDRyuichiro Iwasaki, Japan; T. Yoshio; H. Tomida; T. Yamada; E. Mita; T. Ninomiya; K. Michitaka; J. Fujisaki

P0124

DETECTION OF UPPER GASTROINTESTINAL BLEEDING WITH A NOVEL TELEMETRIC SENSOR CAPSULE ("HEMOPILL ACUTE") - A PROSPECTIVE PILOT STUDYArthur Schmidt, Germany; M. Bauder; C. Kama; A. Küllmer; B. Meier; K. Caca

P0125 

OVER-THE-SCOPE CLIP SYSTEM VERSUS ENDOLOOP COMBINED WITH METAL CLIPS APPLIED TO CLOSURE OF PERFORATION IN GASTRIC ENDOSCOPIC FULL-THICKNESS RESECTION: A SINGLE-CENTER PROSPECTIVE COMPARISON STUDY

C. Zhang; J. Hu; Q. Li; [Mei-Dong Xu](#), China

P0126

TWO DIFFERENT ENDOSCOPIC LONG INTESTINAL TUBE PLACEMENTS FOR SMALL BOWEL OBSTRUCTION: TRANSNASAL ULTRATHIN ENDOSCOPY VERSUS CONVENTIONAL ENDOSCOPY

Y. Chu; C. Zhang; [Mei-Dong Xu](#), China

P0127

RISK FACTORS FOR RECURRENCE OF UPPER GASTROINTESTINAL BLEEDING

[Juliana Pinho](#), Portugal; J. Fernandes; D. Martins; P. Sousa; R. Cardoso; E. Cancela; R. Araújo; A. Castanheira; P. Ministro; A. Silva

P0128

INGESTED FOREIGN BODIES AND FOOD IMPACTIONS: RETROSPECTIVE ANALYSIS OF 383 CASES

[Rosa Coelho](#), Portugal; H. Ribeiro; A. Peixoto; M. Silva; J. Lage; R. Morais; A. Corte-Real Nunes; G. Macedo

P0129 

ENDOSCOPIC FULL-THICKNESS RESECTION OF UPPER AND LOWER GASTRO-INTESTINAL LESIONS USING A NEW, FLAT BASED OVER-THE-SCOPE-CLIP; A FEASIBILITY STUDY

[Wouter Kappelle](#), The Netherlands; Y. Backes; L. M. G. Moons; F. P. Vleggaar

P0130

ENDOSCOPISTS' BIOPSY RATE (EBR) AS A QUALITY INDICATOR FOR DIAGNOSTIC OUTPATIENT GASTROSCOPY

[Władysław Januszewicz](#), Poland; M. F. Kaminski; ; P. Wieszczy; J. Szlak; R. Serek; M. Rupinski; A. Mroz; L. Wyrwicz; J. Regula

P0131

ENDOSCOPIC ZENKER DIVERTICULOTOMY USING THE WINDOW TECHNIQUE : A TECHNICAL TRICK TO IMPROVE THE FIELD OF VIEW

[Laura Calavas](#), France; J. Rivory; S. Roman; J.C. Saurin; T. Ponchon; M. Pioche

P0132

ENDOSCOPIC DOUBLE-LAYER SUTURE FOR THE GASTRO-INTESTINAL WALL DEFECT AFTER FULL-THICKNESS RESECTION

[Bingrong Liu](#), China; J.-T. Song; L.-Y. Tao

P0133

ENDOSCOPIC SEPTOTOMY IS A NOVEL TREATMENT FOR CHRONIC LEAKS COMPLICATING LAPAROSCOPIC SLEEVE GASTRECTOMY

[Sigal Fishman](#), Israel; M. Shnell; N. Gluck; E. Santo

P0134

UPPER GASTROINTESTINAL ENDOSCOPY IN GRAFT-VERSUS-HOST DISEASE

J. Lage; [Sara Pires](#), Portugal; L. Afonso; C. Brandao; M. Dinis-Ribeiro

P0135

DIAGNOSIS OF TUMORS IN THE CERVICAL AND UPPER THORACIC ESOPHAGUS: EFFICACY OF ENDOSCOPIC ULTRASONOGRAPHY USING A JELLY-FILLING METHOD WITH WATER-SOLUBLE LUBRICATING JELLY;A RETROSPECTIVE SINGLE CENTER TRIAL

[Noriko Matsuura](#), Japan; N. Hanaoka; R. Ishihara; M. Kato; K. Hamada; Y. Tonai; Y. Yamasaki; T. Kanesaka; S. Yamamoto; T. Akasaka; Y. Takeuchi; K. Higashino; N. Uedo; H. Iishi

P0136

THE STUDY OF THE RESULTS OF DUODENOSCOPE CHANNELS BY DIFFERENT DISINFECTION METHODS

[Su Ma](#), China; H. Xi

P0137

ERGONOMICS OF ENDOSCOPY:PRE AND POST VIDEO TRAINING EVALUATION OF GI FELLOWS' AWARENESS OF OCCUPATIONAL INJURY DUE TO ENDOSCOPY AND BEST PRACTICES FOR PREVENTION

[Ali Ahmed](#), USA; A. G. Martinez-Alcala; T. Abdi; K. Mönkemüller; H. Aslanian

P0138

OBSERVER AGREEMENT AMONG NOVICES IN IMAGE ASSESSMENT OF BARRETT'S ESOPHAGUS USING A SIMPLIFIED NARROW-BAND IMAGING CLASSIFICATION: A RETROSPECTIVE MULTI-CENTER STUDY

[Yuichi Shimizu](#), Japan; K. Goda; M. Kato; A. Dobashi; M. Takahashi; M. Kato

P0139

ENDOSCOPIC SUBMUCOSAL DISSECTION FOR SUPERFICIAL PROXIMAL ESOPHAGEAL NEOPLASIA IS HIGHLY SUCCESSFUL

[Zhang Yiqun](#), China; L. Yao; C. Zhang; Q. Li; W. Chen; M. Cai; J. Hu; W. Qin; Y. Huang; T. Chen; P. Zhou; M. Xu

P0140

DETECTION OF NEOPLASIA IN BARRETT'S DISEASE WITH IMAGE ENHANCEMENT USING OE - AN EARLY EXPERIENCE

[Sneha John](#), Australia; D. Jones; H. Neumann

P0141

DEVELOPMENT AND INITIAL VALIDATION OF A NEW ENDOSCOPIC TRAINING MODEL FOR ADVANCED ENDOSCOPIC PROCEDURES - THE HEAT INTERNATIONAL ENDOSCOPY STUDY

[Helmut Neumann](#), Germany; T. Buder; T. Rath; A. Nägel; W. Neuhuber

P0142

A STUDY ON THE IMPACT FROM THE USE OF NAFAMO-STAT MESILATE, A SYNTHETIC PROTEASE INHIBITOR, AS AN ANTICOAGULANT FOR HEMODIALYSIS AFTER GASTRIC ENDOSCOPIC SUBMUCOSAL DISSECTION ON POST-ESD BLEEDING IN THE PATIENTS WITH END-STAGE RENAL DISEASE

Kentarō Kojima, Japan; N. Toda; S. Kurosaki; K. Funato; S. Kawamura; Y. Karasawa; S. Maeshima; T. Ohki; M. Seki; K. Tagawa

P0143

FEASIBILITY OF A STRUCTURED INTERNATIONAL ESD TRAINING PROGRAMME FOR INTERNATIONAL DOCTORS IN JAPAN

Jonas Woo, United Kingdom; Y. Kowazaki; J. Matsuoka; M. Nishimura

P0144 

TREATMENT OUTCOMES OF ESOPHAGEAL SCC WITH MM INVASION COMPARING ENDOSCOPIC RESECTION AND OPERATION

Toshiyuki Yoshio, Japan; S. Yoshimizu; T. Tomohiro; A. Ishiyama; H. Osumi; T. Shimizu; J. Fujisaki

P0145

DISCRIMINATING FACTORS FOR SIGNIFICANT BLEEDING AFTER GASTRIC ENDOSCOPIC SUBMUCOSAL DISSECTION NEEDING EMERGENT HEMOSTASIS

Joo Hyun Lim, South Korea; S. G. Kim; J. P. Im; J. Choi; J. S. Kim; H. C. Jung

P0146

DIAGNOSTIC ACCURACY OF ENDOSCOPIC FORCEPS BIOPSIES FOR SUPERFICIAL GASTROINTESTINAL LESIONS

José Rodrigues, Portugal; L. Carvalho; M. Túlio; S. Marques; J. Carmo; P. Barreiro; C. Chagas

P0147

THE USE OF ENDOCLOT AS HEMOSTATIC POWDER DURING GASTROINTESTINAL ENDOSCOPY

A. F. Hagel; M. Brix; P. Hempen; W. Dauth; M. F. Neurath; Martin Raithel, Germany

P0148

CLINICAL APPLICATION OF ENDOSCOPIC MINIMALLY INVASIVE THERAPEUTIC TECHNIQUES FOR UPPER GASTROINTESTINAL SUBMUCOSAL TUMORS

Xiaoteng Wang, China; S. Zhang; B. Lu

Endoscopy, colon

P0149 

INDIVIDUAL SKILLS PARAMETERS ASSOCIATED WITH COMPETENCY AT COLONOSCOPIC POLYPECTOMY: A RETROSPECTIVE ANALYSIS OF DIRECTLY OBSERVED POLYPECTOMY SKILLS (DOPYS)

Arun Rajendran, United Kingdom; S. Thomas-Gibson; P. Dunckley; N. Sevdalis; A. Haycock

P0150 

ACCURACY OF MODERN ENDOSCOPIC IMAGING TO DETERMINE THE KUDO NEOPLASTIC PIT PATTERN OF LARGE LATERALLY SPREADING COLONIC LESIONS (LSL)
David Tate, Australia; L. Desomer; H. Awadie; M. J. Bourke

P0151 

THE CLINICAL SIGNIFICANCE OF SOLITARY LARGE SESSILE SERRATED ADENOMAS

Lobke Desomer, Australia; D. J. Tate; M. Jayanna; N. Burgess; M. Pellisse; H. Awadie; D. McLeod; M. J. Bourke

P0152

IMMEDIATE AND DELAYED BLEEDING AFTER COLD SNARE POLYPECTOMY: A PROSPECTIVE SINGLE-ARM TRIAL

Noriko Matsuura, Japan; Y. Takeuchi; N. Uedo; M. Kato; K. Hamada; Y. Tonai; Y. Yamasaki; T. Kanesaka; T. Akasaka; N. Hanaoka; K. Higashino; R. Ishihara; H. Iishi

P0153

IMPACT OF LOW-VOLUME VERSUS STANDARD-VOLUME BOWEL PREPARATION ON PARTICIPATION IN PRIMARY SCREENING COLONOSCOPY: A RANDOMIZED HEALTH SERVICES STUDY

Malgorzata Pisera, Poland; R. Franczyk; P. Wieszczy; M. Polkowski; M. Rupinski; E. Kraszewska; J. Kobiela; A. Chaber-Ciopinska; K. Janikowska; B. Krzeczewski; M. Rupinska; M. Bretthauer; M. F. Kaminski; J. Regula

P0154

NBI ENDOSCOPIC CRITERIA- A USEFULL TOOL TO CHARACTERIZE COLONIC LESIONS IN CLINICAL PRACTICE

Alina Boeriu, Romania; O. Pascarenco; D. Onisor; O. Brusnic; E. D. Dobru

P0155

KNIFE ASSISTED RESECTION OF RIGHT-SIDED COLONIC POLYPS: THE RIGHT WAY ROUND!

Kesavan Kandiah, United Kingdom; S. Thayalasekaran; F. J. Q. Chedgy; S. Subramaniam; R. Bhattacharyya; P. Bhandari

P0156

EFFICACY OF SMALL AND LARGE VOLUME PREPARATIONS AS FREELY CHOSEN BY PATIENTS TO OBTAIN A CLEAN COLON: ROLE OF VOLUMES, TIME DISTRIBUTION, DEMOGRAPHIC AND CLINICAL PARAMETERS IN A PROSPECTIVE, OBSERVER-BLINDED OBSERVATIONAL STUDY

Paola Soriani, Italy; S. Vavassori; M. Vecchi; F. Ambrogi; V. Milani; F. Bagolini; L. Pastorelli; L. Spina; G. E. Tontini

P0157

IMPACT OF FULL SPECTRUM ENDOSCOPY (FUSE® ENDOCHOICE®) IN ADENOMAS DETECTION: FIRST FRENCH PROSPECTIVE STUDY

Jean Philippe Ratone, France; E. Bories; F. Caillol; C. Pesenti; S. Godat; F. Sellier; S. Hoibian; M. Landon; C. Servajean; C. De Cassan; V. Lestelle; J.-P. Casanova; M. Giovannini

P0158

A PREDICTION SCORE TO IDENTIFY PATIENTS AT RISK FOR INADEQUATE BOWEL PREPARATION EVALUATED BY A SELF-ADMINISTERED QUESTIONNAIREArthur Berger, France; E. Cesbron Metivier; S. Bertrais; N. Dib; D. Luet; A. Olivier; A. Lannes; F. Foubert; F.-X. Caroli-Bosc

P0159

EFFECTIVENESS OF ENDOSCOPIC SUBMUCOSAL DISSECTION USING THE "CLIP-FLAP METHOD" FOR SUPERFICIAL COLORECTAL TUMORSKatsumi Yamamoto, Japan; S. Hayashi; H. Saiki; T. Nishida; N. Tatsumi; T. Michida; T. Ito

P0160

ENDOSCOPIC SUBMUCOSAL DISSECTION IN A WESTERN SETTING: RESULTS AND LEARNING CURVE PROGRESS FROM A PROSPECTIVE SERIES OF 118 CASES IN TWO CENTERSM. Lopez Gomez; M. Hernández Conde; J. Santiago; C. González Lois; P. Matallanos; E. Blazquez; J. Fernández Rial; J. Garcia; J. L. Calleja; L. Abreu; Alberto Herreros de Tejada, Spain

P0161

EXPECTED DIAGNOSTIC PERFORMANCE OF JOINT USE OF FECAL IMMUNOCHEMICAL TEST AND FLEXIBLE SIGMOIDOSCOPY IN COLORECTAL CANCER SCREENINGTobias Niedermaier, Germany; K. J. Weigl; M. Hoffmeister; H. Brenner

P0162

IS HYBRID ENDOSCOPIC SUBMUCOSAL DISSECTION EFFECTIVE FOR TREATMENT OF LARGE NON-PEDUNCULATED COLORECTAL POLYPS? A SINGLE CENTER EXPERIENCEHao Ran Cheng, The Netherlands; R. M. M. Bogie; C. J. Huysentruyt; A. A. Masclee; S. Sanduleanu; J. W. A. Straathof

P0163

APPROPRIATENESS AND YIELD OF SURVEILLANCE COLONOSCOPY IN FIRST-DEGREE RELATIVES OF COLORECTAL CANCER PATIENTS: A 5-YEAR FOLLOW-UP STUDY IN A POPULATION-BASED SCREENING PROGRAMFranco Armelao, Italy; R. Pertile; I. Avancini; R. Franch; G. Miori; G. Franceschini; D. Giacomini; C. Pravadelli; E. Tasini; A. Meggio; C. Tieppo; K. Faitini; P. Orlandi; R. Manfrini; F. Ridolfi; G. de Pretis

P0164

PREVALENCE AND SEX SPECIFIC DIFFERENCES IN LOCALIZATION OF SERRATED POLYPS WITHIN A LARGE AUSTRIAN COLORECTAL CANCER SCREENING COHORTDaniela Sallinger, Austria; E. Waldmann; B. Majcher; A. Dokladanska; M. Trauner; M. Ferlitsch

P0165

PILOT RESULTS OF THE ECQI SELF-ASSESSMENT QUESTIONNAIRE TO EVALUATE QUALITY IN COLONOSCOPY IN EUROPERodrigo Jover Martínez, Spain; A. Agrawal; P. Amaro; L. Brink; I. Demedts; P. Eisendrath; W. Fischbach; M. Hüniger; A. Ono; L. Petruzzello; E. Toth; A. Naidoo; C. Spada; J. F. Riemann

P0166

THERAPEUTIC STRATEGY OF ESD FOR COLORECTAL TUMORS ACCOMPANIED BY SEVERE DEGREE FIBROSIS IN THE SUBMUCOSAL LAYERYoshiro Tamegai, Japan; H. Osumi; T. Kishihara; F. Tagao; A. Chino; S. Saito; M. Igarashi

P0167

"OVER-THE-SCOPE" CLIP (OTSC) DECREASES THE SURGERY RATE IN THE MANAGEMENT OF IATROGENIC PERFORATIONS OCCURRING DURING ENDOSCOPIC PROCEDURESSherine Khater, France; G. Rahmi; E. Samaha; L. Abbes; H. Benosman; G. Malamut; C. Cellier

P0168

CURRENT STATUS OF ERAT IN THE MANAGEMENT OF ACUTE APPENDICITIS IN CHINABingrong Liu, China; X. Ma

P0169

SURVEILLANCE AFTER COLORECTAL CANCER RESECTION: THE ROLE OF COLONOSCOPYRita Vale Rodrigues, Portugal; J. P. da Silva; I. Rosa; I. Santos; N. Pereira; C. Soares; A. Dias Pereira

P0170

BEYOND WHITE LIGHT: EMBARKING ON THE FIRST EXPERIENCE WITH THE NEW GREEN-RED-ORANGE LIGHT OPTICAL ENHANCEMENT MAGNIFICATION COLONOSCOPY TO DEFINE SUBTLE INFLAMMATORY CHANGES IN ULCERATIVE COLITIS PATIENTSMarietta Iacucci, Canada; X. Gui; O. Akinola; R. Panaccione; S. Ghosh

P0171

REMOVAL OF DIMINUTIVE COLORECTAL POLYPS: A PROSPECTIVE RANDOMIZED COMPARATIVE STUDY BETWEEN COLD SNARE POLYPECTOMY AND HOT FORCEPS BIOPSYYoriaki Komeda, Japan; H. Kashida; T. Sakurai; K. Okamoto; M. Kono; R. Tanaka; M. Yamada; T. Adachi; H. Mine; T. Nagai; Y. Asakuma; S. Matsui; M. Kudo

P0172

A 5.9MM ENDOSCOPE CAN RELIEVE ABDOMINAL PAIN EFFECTIVELY IN UNSEDATED WATER-AIDED COLONOSCOPYS. Lee; Youlin Yang, China

P0173

A COMPARATIVE STUDY OF PROPOFOL VERSUS PROPOFOL-FENTANYL FOR SEDATED COLONOSCOPIES BY NON-ANESTHESIOLOGISTLinette Achécar Justo, Spain; I. Blazquez Gomez; M. Del Río Izquierdo; X. Garcia Aguilera; A. González Pino; J. Pérez Lasala; M. Van Domselaar

P0174

DIAGNOSTIC ABILITY OF AUTOMATED DIAGNOSIS SYSTEM USING ENDOCYTOSCOPY FOR INVASIVE COLORECTAL CANCERKenichi Takeda, Japan; S. Kudo; Y. Mori; S. Kataoka; Y. Maeda; H. Nakamura; M. Misawa; T. Kudo; K. Wakamura; H. Miyachi; A. Katagiri; T. Baba; E. Hidaka; F. Ishida; H. Inoue

P0175

EXTRA WIDE ANGLE VIEW COLONOSCOPE (EWAVE) HAS SUPERIOR POLYP DETECTION RATE WHEN COMPARED TO A STANDARD COLONOSCOPE (SD): A RANDOMISED TANDEM PRE-CLINICAL STUDYRajaratnam Rameshshanker, United Kingdom; A. Wilson; P. Tekkis; B. P. Saunders

P0176

THE FREQUENCY OF THE INAPPROPRIATE CONVERSION FROM COLONOSCOPY TO SIGMOIDOSCOPY AND ITS POTENTIAL EFFECT ON QUALITY INDICATORSSabina Beg, United Kingdom; S. Sansone; J. Schembri; J. Patel; M. H. Thoufeeq; G. Corbett; K. Ragonath

P0177

CORRELATION BETWEEN ADENOMA DETECTION RATE AND SERRATED ADENOMA DETECTION RATE IN AN UNSELECTED POPULATIONSneha John, Australia; S. Stanley; D. Jones

P0178

RISK FACTORS FOR DELAYED BLEEDING AFTER ENDOSCOPIC SUBMUCOSAL DISSECTION (ESD) FOR COLORECTAL TUMORS IN JAPANESE PATIENTS RISK FACTORS FOR DELAYED BLEEDING AFTER ENDOSCOPIC SUBMUCOSAL DISSECTION (ESD) FOR COLORECTAL TUMORS IN JAPANESE PATIENTSTakashi Yoshimine, Japan; N. Ogasawara; T. Simamura; H. Noda; Y. Kondou; S. Izawa; M. Ebi; Y. Funaki; M. Sasaki; K. Kasugai

P0179

EFFICACY AND SAFETY OF THE NOVEL 1L PEG AND ASCORBATE BOWEL PREPARATION NER1006 VERSUS STANDARD 2L PEG WITH ASCORBATE IN OVERNIGHT OR MORNING SPLIT-DOSING ADMINISTRATION: RESULTS FROM THE PHASE 3 STUDY MORARaf Bisschops, Belgium; J. Manning; L. B. Clayton; R. Ng Kwet Shing; M. A. Álvarez-González

P0180

COMBINATION ENDOSCOPIC THERAPY USING ENDO-SPONGE AND OVER-THE-SCOPE-CLIP TO TREAT LARGE ENDOLUMINAL GI DEFECTS WITH INTRA-PERITONEAL OR THORACIC ABSCESSSESJuan Gutierrez, USA; Á. Martínez-Alcalá; P. T. Kroener; H. Neumann; K. Mönkemüller

P0181

HIGH COMPLETE RESECTION RATE FOR PRE LIFT AND COLD BIOPSY OF DIMINUTIVE COLORECTAL POLYPSS. A. O'Connor; R. Valori; R. Carr; Trevor Brooklyn, United Kingdom; P. Dunkley; T. Somarathna; C. Foy; L. Adamczyk; N. Shepherd; J. Anderson

P0182

ASSESSMENT OF THE PATIENTS' PERCEPTIONS AFTER AN OUTPATIENT COLONOSCOPY AND THE QUALITY PROCEDUREMaria Isabel Portillo Villares, Spain; I. Idigoras Rubio; E. Arana-Arri; L. Bujanda Fernández de Piérola; I. Bilbao; I. Indart; I. Ortega; L. Martínez-Indart

P0183

COLD SNARING POLYPECTOMY IS A BETTER PROCEDURE FOR RESECTING THE DIMINUTIVE COLON POLYPHideyuki Chiba, Japan; M. Nishimura; J. Tachikawa; D. Kurihara; T. Suto; N. Kawano; K. Ashikari; M. Kaai; S. Seki; T. Ida; T. Morohashi; T. Goto

P0184

THE ROLE OF ENDOSCOPIC SUBMUCOSAL DISSECTION IN EARLY-STAGE LOWER RECTAL TUMOUR TREATMENTTadateru Maehata, Japan; T. Akimoto; A. Fujimoto; Y. Ochiai; T. Nishizawa; O. Goto; T. Uraoka; N. Yahagi**Endoscopy, ERCP**

P0185

METAL OR PLASTIC STENTS TO RELIEVE OBSTRUCTIVE JAUNDICE PRIOR TO RESECTION OF PERIAMPULLARY TUMORS RESULTS OF A PROSPECTIVE RANDOMIZED, DOUBLE BLIND CLINICAL STUDYGreger Olsson, Sweden; F. Frozanpor; L. Lundell; L. Enochsson; J. Blomberg; C. Ansonge; M. Reuterwall-Hansson; U. Arnelo

P0186

IMPACT OF DISCONNECTED PANCREATIC DUCT SYNDROME ON THE ENDOSCOPIC MANAGEMENT OF PANCREATIC FLUID COLLECTIONSJi Young Bang, USA; M. Hasan; U. Navaneethan; P. Arnoletti; R. Hawes; S. Peter; J. Christein; C. M. Wilcox; S. Varadarajulu

P0187
A NEW MODEL OF ACUTE OBSTRUCTIVE JAUNDICE MANAGEMENT IN THE EMERGENCY DEPARTMENT
Veronica Ojetti, Italy; V. Perri; C. Petruzzello; A. Tringali; D. Sinatti; A. Gasbarrini; G. Costamagna; F. Franceschi

P0188
SINGLE OPERATOR DIGITAL CHOLANGIOSCOPY (SODC): MULTICENTER EXPERIENCE IN 300 PATIENTS
Isaac Raijman, USA; P. Tarnasky; P. Kedia; R. Shah; D. Nguyen; D. Fishman; A. Desai; S. Patel; U. Mondal; I. Rosenkranz; R. Z. Sharaiha; A. Tyberg; M. Kahaleh

P0189
EXTERNAL VALIDATION OF THE EGSE'S CRITERIA ON DIFFICULT ENDOSCOPIC BILIARY CANNULATION: IDENTIFYING OPTIMAL TIMING FOR A RESCUE TECHNIQUE
Yoon Suk Lee, South Korea; K. B. Cho; C.-M. Cho; M. K. Jung; T. N. Kim; K.-H. Kim; H. G. Kim; J. Han; D. W. Lee; H.-S. Kim; K. Daejin; K. S. Park; J. Y. Lee; Y. J. Lee

P0190
EVALUATION OF LEARNING CURVE FOR NEEDLE KNIFE PRECUT SPHINCTEROTOMY
James Li, Singapore; T.-L. Ang

P0191
EFFICACY AND SAFETY OF DILATION-ASSISTED STONE EXTRACTION (DASE) PLUS SPHINCTEROTOMY (EST) IN PATIENTS WITH COMMON BILE DUCT LARGE STONES: A RETROSPECTIVE MULTICENTER STUDY
Roberto Di Mitri, Italy; G. M. Pecoraro; S. Pallio; A. Anderloni; C. Luigiano; F. Mocchiari; A. Tortora; C. Zulli; S. Sferrazza; F. Tinè; A. Maurano

P0192
CORRELATION OF MAGNETIC RESONANCE IMAGING WITH MARKERS OF DISEASE ACTIVITY AND PROGRESSION IN PRIMARY SCLEROSING CHOLANGITIS
Andrea Tenca, Finland; K. Lind; E. Lantto; H. Mustonen; S. Boyd; J. Arola; M. A. Färkkilä

P0193
MANAGEMENT OF BILIARY ANASTOMOTIC STRICTURES AFTER LIVER TRANSPLANTATION (BASALT STUDY): A NATIONWIDE ITALIAN SURVEY
P. Cantù; Iaria Parzanese; Italy; V. Balassone; A. Di Sario; F. Soggiu; G. Lombardi; F. Barbaro; A. Pisani; A. Baldan; G. Cariani; V. Boarino; A. Fasoli; H. Bertani; E. Forti; M. Bulajic; D. Ghinolfi; E. Nadal; A. Cerofolini; L. Barresi; G. Catalano; I. Stroppa; S. Traini; V. Mazzaferro; L. Cipolletta; A. Tringali; G. Costamagna; P. Ravelli; F. Bazzoli; A. Merighi; M. C. Parodi; R. L. Conigliaro; M. Mutignani; M. Zilli; F. Filipponi; A. Fantin; L. Rodella; I. Tarantino; M. Traina; M. Salizzoni; R. Rosa; F. Malinverno; F. Invernizzi; M. Manini; M. F. Donato; M. Colombo; D. Conte; G. Rossi; R. Penagini


P0194
COMPARISON OF ERCP SUCCESS RATE IN EST-NAÏVE PATIENTS WITH ADVANCED AND NON-ADVANCED LIVER CIRRHOSIS
Jongchan Lee, South Korea; J.-C. Lee; H. W. Kim; J.-H. Hwang; J. Kim

P0195
EFFICACY AND SAFETY OF LEFT LATERAL POSITION FOR ENDOSCOPIC RETROGRADE CHOLANGIOPANCREATOGRAPHY
Tae Young Park, South Korea; J. H. Yoon; Y. J. Yang; S. P. Shin; C. S. Bang; K. T. Suk; G. H. Baik; D. J. Kim

P0196
QUALITY OF ERCP IN A DISTRICT GENERAL HOSPITAL IN UNITED KINGDOM
Mohamed Eisa, United Kingdom; K. Amin; T. Thomas; I. Khan

P0197
ENDOSCOPIC PAPPILARY LARGE BALLOON DILATATION (EPLBD) FOR EXTRACTION OF COMMON BILE DUCT STONES
M. Alsenbesy; Mohamed Said, Egypt; M. A. Sobh; H. A. El-Amien

Endosonography

P0198 
COST-EFFECTIVENESS OF CYANOACRYLATE GLUE INJECTIONS VERSUS ENDOSCOPIC ULTRASOUND GUIDED TREATMENT IN THE MANAGEMENT OF GASTRIC VARICES
Carlos Robles-Medrandá, Ecuador; M. Valero; M. Puga; J. Ospina; M. Soria; H. Alvarado; H. Pitanga Lukashok

P0199
FIDUCIAL MARKER PLACEMENT (FMP) FOR IMAGE-GUIDED RADIATION TREATMENT: EVALUATION OF THE IMPACT FOR RADIOTHERAPY IN OESOPHAGEAL AND RECTAL CANCER (FIDUCOR STUDY)
Fabrice Caillo, France; M. Giovannini; A. Autret; E. Bories; C. Pesenti; C. de Chaisemartin; J. P. Ratone; B. Lelong; J. Guiramand; J. L. Raoul; A. Tallet; L. Moureau

P0200
HIGH YIELD OF CORE TISSUE FOR HISTOLOGICAL ANALYSIS WITH HIGH DIAGNOSTIC ACCURACY OF EUS-FINE NEEDLE BIOPSY USING THE 22G AND 25G SHARKCORETM NEEDLES: A MULTICENTER RETROSPECTIVE STUDY
Mihai Rimbas, Romania; F. Attili; A. Fantin; C. Fabbri; S. Carrara; G. Gibiino; L. Di Maurizio; A. Repici; A. Larghi

P0201
UTILITY OF CONTRAST-ENHANCED ULTRASONOGRAPHY FOR DIFFERENTIAL DIAGNOSIS OF BILIARY TRUCT DISEASE
Haruo Miwa, Japan; K. Sugimori; K. Sanga; Y. Goda; K. Irie; T. Ishii; T. Kaneko; K. Numata; K. Tanaka; S. Made



P0202

ETOMIDATE VERSUS PROPOFOL ADMINISTRATION DURING ENDOSCOPIC ULTRASONOGRAPHIC PROCEDURES: A PROSPECTIVE DOUBLE-BLINDED RANDOMIZED CONTROLLED TRIALS. W. Park; [Jae Hyun Kim](#), South Korea

P0203

ENDOSCOPIC ULTRASOUND-GUIDED INJECTION OF GEMCITABINE LOADED IRON OXIDE NANOPARTICLES IN THE PORTAL VEIN AS A THERAPEUTIC OPTION FOR PANCREATIC CANCER METASTASES[Bogdan Ungureanu](#), Romania; D. Pirici; A. Fiferu; C. Teodorescu; A. Saftoiu

P0204

THE HIGH DIAGNOSTIC PERFORMANCE OF EUS-ASSISTED SINGLE- INCISION NEEDLE-KNIFE (SINK) BIOPSY MAY AVOID FURTHER ENDOSCOPIC FOLLOW-UP OF SMALL UPPER SUBEPITHELIAL TUMORS[Carlos De La Serna Higuera](#), Spain; I. Peñas-Herrero; B. Madrigal-Rubiales; A. Loza; R. Sanchez-Ocana; P. Gil-Simon; M. Pérez-Miranda

P0205

CLINICAL IMPACT OF EUS TREATMENT OF WOPN WITH DEDICATED DEVICES: A RETROSPECTIVE ANALYSIS[Iaria Tarantino](#), Italy; D. Ligresti; L. Barresi; A. Granata; G. Curcio; M. Traina

P0206

CONCORDANCE BETWEEN MAGNETIC RESONANCE CHOLANGIO-PANCREATOGRAPHY (MRCP) AND ENDOSCOPIC ULTRASOUND FOR THE EVALUATION OF MORPHOLOGICAL FEATURES OF CYSTIC PANCREATIC TUMORS[Laura Uribarri González](#), Spain; J. Lariño-Noia; J. Iglesias-García; Y. K. Chin; R. García-Figueiras; C. Villalba; J. E. Domínguez-Muñoz

P0207

FACTORS INFLUENCING THE ACCURACY OF EUS-GUIDED TISSUE ACQUISITION FOR THE EVALUATION OF ENLARGED LYMPH NODESS. Rebolledo Olmedo; [Daniel De la Iglesia-García](#), Spain; J. Iglesias-García; L. Díaz-Hernández; J. Lariño-Noia; I. Abdulkader; H. Lazare Iglesias; J. E. Domínguez-Muñoz;**Capsule endoscopy**P0208 **PREP-LESS COLON CANCER SCREENING USING A NOVEL X-RAY IMAGING CAPSULE**M. Moshkowitz; M. Jean; N. Gluck; D. Schwartz; J. Lechter; A. Milchem; Y. Ron; B. Shpak; R. Brun; T. Rösch; [Nadir Arber](#), Israel

P0209

CAPSULE ENDOSCOPY SCORES FOR ASSESSMENT OF INFLAMMATORY ACTIVITY OF SMALL-BOWEL IN CROHN'S DISEASE[Ana Ponte](#), Portugal; R. Pinho; A. Rodrigues; J. Silva; J. P. Rodrigues; M. Sousa; J. Carvalho

P0210

THE SENSITIVITY OF THE PILLCAM SB3 VIDEO CAPSULE IN COMPARISON TO THE PILLCAM SB2 REGARDING THE DETECTION OF THE PAPILLA VATERI[Ingo Steinbrueck](#), Germany; C. Rütther; F. Hagenmüller; J. Pohl

P0211

CLINICAL USEFULNESS OF CLASSIFICATION BY CAPSULE ENDOSCOPY FOR DETECTION OF RADIATION ENTERITIS[Tamotsu Sagawa](#), Japan; H. Otha; Y. Sato; Y. Okagawa; A. Sakurada; K. Hamaguchi; F. Tamara; T. Hayashi; K. Fujikawa; Y. Takahashi

P0212

SMALL INTESTINE CAPSULE ENDOSCOPY FOR THE EVALUATION OF OBSCURE GASTROINTESTINAL BLEEDING IN THE ELDERLY[Maiko Ogawa](#), Japan; R. Sawada; T. Nishimura; K. Tsutsui; S. Kanba; D. Ide; T. Iwasaki; Y. Arai; J. Mitobe; M. Mitsunaga; S. Arihiro; M. Matsuoka; T. Kato; M. Saruta

P0213

VALIDATION OF THE COMPUTED ASSESSMENT OF CLEANSING SCORE IN MIROCAM® CAPSULE ENDOSCOPY SYSTEM[Ana Ponte](#), Portugal; R. Pinho; A. Rodrigues; J. Silva; M. Sousa; J. Carvalho

P0214

CAPSULE ENDOSCOPY WITH PILLCAM SB2 VERSUS PILLCAM SB3: DID TECHNOLOGICAL IMPROVEMENT GRANT A STEP FORWARD IN CLINICAL PRACTICE?[Sofia Xavier](#), Portugal; S. Monteiro; J. Magalhães; B. Rosa; M. J. Moreira; J. Cotter**Cross sectional imaging**

P0215

WHOLE LIVER CT TEXTURE ANALYSIS TO PREDICT THE DEVELOPMENT OF METACHRONOUS COLORECTAL LIVER METASTASES - A MULTICENTRE STUDY[Doenja M. Lambregts](#), The Netherlands; R. Beekers; R. Schnerr; S.-X. Rao; A. Kessels; M. Maas; C. H. C. Dejong; G. L. Beets; C. Verhoef; R. G. H. Beets-Tan

P0216

DEFINITION OF AGE DEPENDENT REFERENCE VALUES FOR DIAMETER OF THE COMMON BILE DUCT AND PANCREATIC DUCT ON MRCP FROM A POPULATION BASED COHORT STUDY

Georg Beyer, Germany; F. Kasprovicz; A. Hannemann; A. A. Aghdassi; H. Völzke; T. Kohlmann; M. M. Lerch; J. P. Kühn; J. Mayerle

P0217

A PILOT STUDY OF PROBE-BASED CONFOCAL LASER ENDOMICROSCOPY FOR GASTROINTESTINAL NEOPLASMS: AN INITIAL EXPERIENCE IN JAPAN

Yusaku Tanaka, Japan; S. Abe; Y. Ohno; I. Oda; T. Matsuda; K. Kaneko; Y. Saito

P0218

THE DIAGNOSTIC PERFORMANCE OF CT IN DETECTING COLORECTAL PERITONEAL METASTASES

W. H. van Eden; Max Lahaye, The Netherlands; A. Delli Pizzi; D. M. Lambregts; N. Kok; G. L. Beets; R. G. H. Beets-Tan; A. Aalbers

P0219

DIAGNOSTIC VALUE OF IMAGING FOR THE DETECTION OF PERITONEAL METASTASES: A META-ANALYSIS

Max Lahaye, The Netherlands; D. M. Lambregts; W. H. van Eden; G. L. Beets; A. Aalbers; I. Bekkers; W. van Driel; R. G. H. Beets-Tan

P0220

MR IMAGING FOR DEDICATED LOCAL STAGING OF COLON CANCER

E. Nerad; D. M. Lambregts; E. Kersten; F. Bakers; H. van den Bosch; H. Grabsch; R. G. H. Beets-Tan; Max Lahaye, The Netherlands

P0221

THE ROLE OF ENDOSCOPY IN PATIENTS WITH GASTROINTESTINAL WALL THICKENING DETECTED DURING ROUTINE IMAGING

Samuel Raimundo Fernandes, Portugal; L. A. Correia; L. C. Ribeiro; J. Velosa

P0222

TRANSPARENTIZATION TECHNOLOGY ENABLES US TO RECONSTRUCT THREE-DIMENSIONAL HISTOPATHOLOGICAL STRUCTURE OF GASTROINTESTINAL MUCOSA NON-DESTRUCTIVELY: A PORCINE MODEL STUDY

Hiroya Mizutani, Japan; S. Ono; T. Ushiku; H. Onodera; Y. Kudo; M. Ikemura; N. Yamamichi; M. Fujishiro; T. Someya; M. Fukayama; K. Koike

Interventional radiology

P0223

THE EVOLUTION OF THE ENDOSCOPE ASSISTED PERCUTANEOUS TRANS-ESOPHAGEAL GASTRO-TUBING AS A NEW ALTERNATIVE TO THE PERCUTANEOUS ENDOSCOPIC GASTROSTOMY: 86 SUCCESSFUL CASES

Hideto Oishi, Japan

P0224

TRANS-RADIAL ACCESS FOR ENDOVASCULAR ABDOMINAL INTERVENTIONS: A SAFE AND FEASIBLE TECHNIQUE

Louisa van Dijk, The Netherlands; D. Leemreis; J. Florie; M. J. Bruno; A. Moelker

Oesophagus / stomach / duodenum**Poster Session**

10:30 - 17:00

Hall X4

Surgery IP0225 **IMPROVEMENT IN GLUCOSE METABOLISM AFTER BARIATRIC SURGERY: COMPARISON OF LAPAROSCOPIC ROUX-EN-Y GASTRIC BYPASS AND DUODENOJEJUNAL BYPASS LINER**

Sarah Guenther, Germany; C. Stier; R. Weiner; J. Stein

P0226 **THE EFFECT OF SLEEVE GASTRECTOMY ON ESOPHAGEAL CHEMICAL CLEARANCE AND BASAL IMPEDANCE VALUES**

Salvatore Tolone, Italy; E. Savarino; N. De Bortoli; M. Frazzoni; M. Furnari; G. Bodini; I. Martinucci; S. Russo; G. del Genio; V. Savarino; L. Docimo

P0227

LONG TERM QUALITY OF LIFE AFTER ESOPHAGECTOMY WITH GASTRIC PULL-UP

Silvia Mantoan, Italy; F. Cavallin; E. Pinto; L. M. Saadeh; R. Alfieri; M. Cagol; M. C. Bellissimo; C. Castoro; M. Scarpa

P0228

PROSPECTIVE RANDOMISED STUDY COMPARING BILLROTH II WITH BRAUN ANASTOMOSIS VERSUS ROUX-EN-Y RECONSTRUCTION AFTER RADICAL DISTAL GASTRECTOMY

Siva Gavini, India; V. Vutukuru; K. Radhakrishna; S. Parthasarathy

P0229

COMPARISON OF SHORT TERM OUTCOMES FOLLOWING TOTALLY LAPAROSCOPIC AND LAPAROSCOPIC ASSISTED DISTAL GASTRECTOMY FOR GASTRIC CANCER

Sung Don Oh, South Korea; S. J. Oh; B. J. Suh



P0230

EFFICACY OF ORAL VITAMIN B12 SUPPLEMENTATION AFTER TOTAL GASTRECTOMY - RESULTS FROM A PROSPECTIVE STUDYJoana Moleiro, Portugal; S. Mão Ferro; S. Ferreira; M. Serrano; M. Silveira; A. Dias Pereira**Postoperative complications**

P0231

SEXUAL DISORDERS AFTER LOW ANTERIOR RESECTION OF THE RECTUMMartyna Szewczyk, Poland; J. Sobolewska; A. Nowak; J. Włodarczyk; M. Włodarczyk; A. Dziki; L. Dziki

P0232

OUTCOME PREDICTORS AND TREATMENT OF BILIARY COMPLICATIONS POST LIVER TRANSPLANTATIONY. J. Wong; J. H. J. Ngu; C. K. Tan; W. C. Chow; H. K. Tan; H. F. Lui; P. C. Cheow; R. Prema; Y. F. A. Chung; K. P. Brian Goh; H. G. R. Lo; F. G. Irani; Steven Joseph Mesenas, Singapore

P0233

EMERGENCY LAPAROTOMY: STRATEGIES TO ACHIEVE INTERNATIONAL BENCHMARKS IN LOW - MIDDLE INCOME COUNTRIES (LMIC)Nitin Vashistha, India; S. Budhiraja; B. Agarwal; R. Tobin; K. Fotedar; D. Singhal

P0234

OUTCOME, COMORBIDITY, HOSPITALIZATION AND 30-DAYS MORTALITY AFTER PERFORATION CLOSURE BY THE OVER-THE-SCOPE-CLIP (OTSC) IN AN UNSELECTED COHORT OF PATIENTSMartin Raithe, Germany; H. Albrecht; W. Scheppach; M. Farnbacher; W. Haupt; A. F. Hagel; V. Schellerer; F. Vitali; M. F. Neurath; T. Schneider

P0235

WITHDRAWN

P0236

LONG TERM QOL AFTER ESOPHAGECTOMY: DO POST-OPERATIVE COMPLICATIONS MATTER?A. E. Slaman; L. M. Saadeh; S. Mantoan; S. S. Gisbertz; F. Cavallin; E. Jezerskyte; E. Pinto; C. Caberlotto; R. Alfieri; M. Cagol; C. Castoro; Mark Ivo van Berge Henegouwen, The Netherlands; M. Scarpa**Paediatric surgery**

P0237

ELECTRICAL STIMULATION THERAPY OF THE LOWER ESOPHAGEAL SPHINCTER IN TREATING GASTRO-ESOPHAGEAL REFLUX DISEASE IN CHILDREN, OPEN LABEL PROSPECTIVE TRIALRodrigo Hipolito, Mexico; R. Carmona; A. Vega; P. Espinosa**Basic/pathogenesis/pathology****Poster Session**

10:30 - 17:00

Hall X5

IBD I

P0238

VOLUNTARY EXERCISE IMPROVES THE HEALING OF EXPERIMENTAL COLITIS IN MICE FED DIET-INDUCED OBESITY. ESSENTIAL ROLE OF ENDOCRINE FACTORS RELEASED FROM SKELETAL MUSCLES AND ADIPOSE TISSUEJ. Bilski; A. Mazur-Bialy; M. Magierowski; D. Wojcik; B. Brzozowski; Z. Sliwowski; K. Magierowska; Tomasz-Brzozowski, Poland

P0239

ICOSPENTAENOIC ACID-FREE FATTY ACID SUPPLEMENTATION FOR THE PREVENTION OF COLITIS-ASSOCIATED COLORECTAL CANCER: A PHASE-I CLINICAL TRIALAnna Prossomariti, Italy; E. Scaioli; C. Fazio; G. Piazzi; M. Bellanova; E. Biagi; M. Candela; P. Brigidi; T. Balbi; P. Chieco; A. Munarini; M. Minguzzi; F. Bazzoli; A. Belluzzi; L. Ricciardiello

P0240

WITHDRAWN

P0241

ALTERATION IN MICROBIOTA COMPOSITION CONTRIBUTES TO CHRONIC INFLAMMATORY RESPONSE TRIGGERED BY CROHN'S DISEASE-ASSOCIATED AIEC INFECTION IN GCN2 DEFICIENT MICEAlexis Bretin, France; G. Dalmasso; N. Barnich; R. Bonnet; H. T. T. Nguyen

P0242

ANTI-INFLAMMATORY AND ANTIBACTERIAL EFFECTS OF HUMAN CATHELICIDIN ACTIVE FRAGMENT KR-12 - A NOVEL POTENTIAL THERAPY OF INFLAMMATORY BOWEL DISEASEAdam Fabisiak, Poland; N. Murawska; E. Kamysz; A. Chmielowiec-Korzeniowska; W. Kamysz; J. Fichna

P0243

ANTI-TNFA ALTERS MOTIVATIONAL PROCESSING IN CROHN'S DISEASE PATIENTSM. Gray; C.-Y. Chao; D. Reutens; N. J. Talley; N. A. A. Koloski; Gerald Holtmann, Australia

P0244

CO-ABUNDANCE OF AKKERMANSIA MUCINIPHILA AND FAECALIBACTERIUM PRAUSNITZII IN THE MUCOSA OF HEALTHY AND DISEASED GUTMireia Lopez-Siles, Spain; N. Enrich-Capó; M. Sabat-Mir; X. Aldeguer; S. H. Duncan; J. Garcia-Gil; M. Martinez-Medina

P0245
FLAGELLA EXPRESSION OF ADHERENT-INVASIVE ESCHERICHIA COLI AND BACTERIA PERSISTENCE IN THE GUT
Gwladys Sevrin, France; S. Massier; A. Agus; N. Barnich

P0246
PROTEOMIC MARKERS OF EARLY RELAPSE IN PATIENTS WITH ULCERATIVE COLITIS IN REMISSION
Arash Assadsangabi, United Kingdom; C. Evans; D. Majumdar; B. M. Corfe; A. J. Lobo

P0247
ANTIBIOTIC RESISTANCE PROFILES OF ADHERENT INVASIVE E. COLI AND NON- PATHOGENIC E. COLI ISOLATED FROM CROHN'S DISEASE PATIENTS AND CONTROLS
Margarita Martínez Medina, Spain; B. Ruiz del Castillo; N. Serrano-Morillas; J. Garcia-Gil; L. Martínez-Martínez

P0248
HYPOXIA POSITIVELY REGULATES EXPRESSION OF THE PH-SENSING G-PROTEIN COUPLED RECEPTOR OGR1 (GPR68)

C. de Valliere; Jesus Cosin-Roger, Switzerland; S. Simmen; H. Melhem; J. Zeitz; M. Madanchi; I. Tymbarevich; M. Fried; G. A. Kullak-Ublick; S. R. Vavricka; B. Misselwitz; K. Seuwen; C. A. Wagner; J. J. Eloranta; G. Rogler; P. A. Ruiz-Castro

P0249
CORRELATION BETWEEN THE PRESENCE OF BACTEROIDETES AND FAECAL CALPROTECTIN FOR THE DETECTION OF ENDOSCOPIC ACTIVITY IN PATIENTS WITH INFLAMMATORY BOWEL DISEASE
 I. Baston-Rey; R. A. Sueiro; Manuel Barreiro-de Acosta, Spain; L. Uribarri González; R. Ferreiro Iglesias; J. M. Leiro; J. E. Domínguez-Muñoz

P0250
15-D-PGJ2 AS A NEW REGULATOR OF HEPICIDIN EXPRESSION AND ITS INVOLVEMENT IN IRON METABOLISM
Julia Martin, Germany; S. Ulrich-Rueckert; J. Stein

P0251
EFFECT OF CIRCADIAN DISRUPTION ON INFLAMMATORY BOWEL DISEASE ACTIVITY: AN EXPERIMENTAL STUDY ON A DSS-INDUCED MICE COLITIS MODEL
Joseph Amara, Lebanon; V. Smayra; Y. Saliba; J. Hajale; C. Beaini; J.-J. Bakhos; R. Sayegh; N. Farès

P0252
THERAPEUTIC EFFECT OF GHRELIN IN ACETIC ACID-INDUCED COLITIS DEPENDS ON THE RELEASE OF ENDOGENOUS GROWTH HORMONE AND IGF-1
Zygmunt Warzecha, Poland; D. Ceranowicz; J. Cieszkowski; P. Ceranowicz; B. Kusnierz-Cabala; J. Bonior; J. Jaworek; K. Galazka; A. Dembinski

P0253
IONIZING DIAGNOSTIC RADIATION EXPOSURE IN PATIENTS WITH CROHN'S DISEASE: A RETROSPECTIVE STUDY IN A MEDIUM HOSPITAL AND ITS PREDICTIVE FACTORS

Esther Merino Rodríguez, Spain; E. Carrera Alonso; M. Torralba González de Suso; S. Rebolledo Olmedo; M. Sánchez da Silva; M. Martínez López; M. D. Sánchez-Tembleque Zarandona

P0254
CLAUSII IN COLITIS: ROLE AND MECHANISMS OF ACTION OF BACILLUS CLAUSII IN EXPERIMENTAL COLITIS
Franco Scaldaferrì, Italy; C. Graziani; V. Petito; L. R. Lopetuso; G. Quaranta; M. Sanguinetti; L. Masucci; F. Franceschi; A. Poscia; V. Arena; D. Scannone; G. Ianiro; G. Cammarota; A. Sgambato; A. Gasbarrini

P0255
IBD PHENOTYPES DIFFER IN GUT MYCOBIOTA COMPOSITION
 P. Drastich; Lukas Bajer, Czech Republic; K. Klimesova; M. Kostovcik; M. Kverka; J. Brezina; J. Spicak

P0256
HIGHER DISEASE ACTIVITY IN ULCERATIVE COLITIS PATIENTS WITH ESBL PRODUCING ENTEROBACTERIACEAE GUT COLONIZATION: PRELIMINARY STUDY RESULTS
Vita Skuja, Latvia; K. Pekarska; Z. Straume; E. Goida; H. Dauvarte; D. Rudzite; E. Lavrinovica; A. Derovs; A. Lejnieks; A. Krumina

P0257
THE PROTECTIVE EFFECT OF METFORMIN ON MAINTAINING INTESTINAL BARRIER FUNCTION IN COLITIS
 Y. Chen; Jun Deng, China

Aetiology/epidemiology

P0258 
FAMILIAL AGGREGATION OF INFLAMMATORY BOWEL DISEASE ON THE FAROE ISLANDS - A FAROESE IBD COHORT STUDY
Kari Rubek Nielsen, Faroe Islands; J. Olsen; G. Andorsdóttir; E. Gislason; J. Burisch

P0259
MEDICAL THERAPY, SURGERY AND HOSPITALIZATION RATES DURING THE 2-AND 3-YEAR FOLLOW-UP OF THE 2011 ECCO-EPICOM COHORT
Zsuzsanna Vegh, Hungary; J. Burisch; I. Kaimakliotis; D. Duricova; K. Carlsen; K. R. Nielsen; D. K. Christodoulou; L. Lakatos; D. Schwartz; A. De Padova; G. Kiudelis; S. Turcan; F. Magro; A. Goldis; V. Hernandez; S. Bell; E. Langholz; P. Munkholm; P. L. Lakatos

P0260

REAL-WORLD EPIDEMIOLOGY AND INITIAL TREATMENT PATTERNS OF PATIENTS NEWLY DIAGNOSED WITH INFLAMMATORY BOWEL DISEASE IN ISRAEL
C. Weil; G. Chodick; A. Yarden; [Javaria Mona Khalid](#), United Kingdom; V. Shalev

P0261

LONG TERM OUTCOMES AND PREDICTORS OF DISABLING DISEASE AND BOWEL DAMAGE OF A POPULATION-BASED COHORT OF INCIDENT CROHN'S DISEASE DIAGNOSED BETWEEN 1995 AND 1997

M.-L. Rabilloud; J.-F. Bretagne; E. Bajoux; M. Pagenault; A. Gerfaud; L. Siproudhis; J.-F. Viel; I. Tron; M. Robaszkiwicz; [Guillaume Bouguen](#), France

P0262

IS CELIAC DISEASE AN UNRECOGNIZED RISK FACTOR FOR INFLAMMATORY BOWEL DISEASE?

[Ayesha Shah](#), Australia; N. J. Talley; N. Koloski; D. Burger; N. Martin; M. M. Walker; G. J. Holtmann

P0263

OBJECTIVE ASSESSMENT OF PHYSICIAN TO PATIENT CONCORDANCE AND BIOPSYCHOSOCIAL IMPACT ON PERTINENT PATIENT REPORTED OUTCOMES AND MEDICATION COMPLIANCE IN PATIENTS WITH INFLAMMATORY BOWEL DISEASE

[Che-Yung Chao](#), Canada; W. Afif; A. Bitton; G. Wild; C. Lemieux; T. Bessissow

P0264

THE ONLINE HEALTH CARE REVOLUTION AND THE ASSOCIATION BETWEEN UNCERTAINTY AND QUALITY OF LIFE IN CROHN'S DISEASE

[Galia Niv](#), Israel; S. Bar; O. Ben-Bassat; I. Avni; L. Lichtenstein; Y. Niv; S. Barnoy

Genetics

P0265

ASSOCIATION BETWEEN POUCHITIS AND MICRORNA EXPRESSION AFTER RESTORATIVE PROCTOCOLECTOMY IN PATIENTS WITH ULCERATIVE COLITIS

[Emi Inoue](#), Japan; K. Hata; H. Klmura; M. Masaru Shinozaki

P0266 ✦

VARIANTS OF IL23R GENE AND CROHN'S DISEASE.

N. Ben Mustapha; [Maroua Hafi](#), Tunisia; M. Serghini; A. Laabidi; M. Fekih; J. Boubaker; A. Filali

P0267

ASSOCIATION STUDY BETWEEN OCTN1 FUNCTIONAL HAPLOTYPES AND A PENETRATING BEHAVIOUR OF CROHN'S DISEASE IN A KOREAN POPULATION

[Eun Suk Jung](#), South Korea; H. J. Park; J. H. Choi; J. H. Cheon

Diagnosis and monitoring

P0268 

MRI REMISSION AFTER THERAPEUTIC INTERVENTION IS ASSOCIATED WITH MORE TIME SPENT IN CLINICAL CORTICOSTEROIDS-FREE REMISSION AND DECREASED RISK OF SURGERY IN CROHN'S DISEASE

[Anthony Buisson](#), France; C. Hordonneau; F. Goutorbe; C. Allimant; M. Goutte; V. Petitcolin; G. Bommelaer

P0269

WITHDRAWN

P0270 

METABOLIC PROFILING OF URINE AND FAECES DIFFERENTIATES INFLAMMATORY BOWEL DISEASE PHENOTYPE AND HAS IMPLICATIONS ON THERAPEUTIC RESPONSE

[Nik Sheng Ding](#), United Kingdom; M. Sarafian; P. Hendy; R. Misra; L. Penez; E. Holmes; A. L. Hart

P0271 

FINGER CLUBBING: HIGH PREVALENCE IN SEVERE SMALL BOWEL CROHN'S DISEASE IN A PROSPECTIVE SINGLE-CENTER STUDY

M. Cossignani; B. Neri; S. Romeo; A. Ruffa; E. Lolli; E. Calabrese; [Livia Biancone](#), Italy

P0272

PREVALENCE OF ULTRASONOGRAPHIC LOWER AND UPPER ENTHESITIS IN PATIENTS WITH INFLAMMATORY BOWEL DISEASE

[Dolores Sgambato](#), Italy; M. Verde; A. Miranda; V. D'Abrosca; E. Ferrante; A. Federico; M. Romano; G. Cuomo

P0273

COMBINED PET/MR ENTEROGRAPHY FOR THE NON-INVASIVE ASSESSMENT OF INFLAMMATORY ACTIVITY IN CROHN'S DISEASE

[Jost Langhorst](#), Germany; K. Beiderwellen; Y. Li; B. Gomez; P. Heusch; L. Umutlu; T. Lauenstein

P0274

PRO-MC COLLABORATION: ESTABLISHMENT OF A PROSPECTIVE REGISTRY FOR MICROSCOPIC COLITIS IN EUROPE - A UEG LINK AWARD PROJECT

B. P. M. Verhaegh; L. K. Munck; P. J. Engel; H. Hjortswang; S. Miehlke; M. J. Pierik; [Andreas Münch](#), Sweden

P0275

A HISTOLOGICAL APPRAISAL OF HEPATOBILIARY DISORDERS IN INFLAMMATORY BOWEL DISEASE

[Patrícia Andrade](#), Portugal; S. Lopes; J. Lopes; G. Macedo

P0276

EVALUATION OF QUALITY OF LIFE AND PAIN IN PATIENTS WITH ULCERATIVE COLITIS USING IBDQ, SF-36 AND EQ-5D - FIRST STEP OF PERSONALIZATION OF TREATMENT

[Antonia Atanassova](#), Bulgaria; V. Velikova

P0277

CROSS-SECTIONAL STUDY OF THE LOW SERUM CONCENTRATIONS OF TESTOSTERONE IN IBD AND THE INFLUENCE ON DISEASE ACTIVITYTibor Hlavaty, Slovakia; A. Krajcovicova; J. Kollerova; T. Koller; Z. Leskova; I. Sturdik; J. Payer

P0278

TOWARDS A PROACTIVE THERAPEUTIC DRUG MONITORING OF INFLIXIMAB - ASSESSMENT AND VALIDATION OF A NEW POINT-OF-CARE QUANTIFICATION DEVICEJoana Afonso, Portugal; S. Lopes; R. Gonçalves; P. Caldeira; P. Lago; H. Tavares de Sousa; J. Ramos; A. R. Gonçalves; P. Ministro; I. Rosa; A. Vieira; F. Ferreira; F. Magro

P0279

ADHERENCE TO RECOMMENDATIONS AND QUALITY OF ENDOSCOPIC COLORECTAL CANCER SURVEILLANCE IN LONG-STANDING ULCERATIVE COLITISGiulia Santi, Switzerland; P. Michetti; F. Froehlich; V. Pittet; M. H. Maillard

P0280

WITHDRAWN

P0281

FECAL CALPROTECTIN LEVEL LOOKS PROMISING IN IDENTIFYING ACTIVE DISEASE IN BEHÇET'S SYNDROME PATIENTS WITH GASTROINTESTINAL INVOLVEMENT: A CONTROLLED AND PILOT STUDYAli Ibrahim Hatemi, Turkey; S. N. Esatoglu; Y. Ozguler; G. Hatemi; A. Ferhat Çelik; H. Yazici

P0282 ✦

LIVER FIBROSIS EVALUATION BY TRANSIENT ELASTOGRAPHY (FIBROSCAN®) IN PATIENTS WITH INFLAMMATORY BOWEL DISEASESahare El Mahjoubi, Morocco; W. Khannoussi; A. El Mekkaoui; Z. Ismaili; G. Kharrasse

P0283

CORRELATION OF FECAL CALPROTECTIN AND LACTOFERRIN LEVELS WITH ULCERATIVE COLITIS ENDOSCOPIC INDEX OF SEVERITY AND MAGNIFYING ENDOSCOPIC STRATIFICATION IN PATIENTS WITH ULCERATIVE COLITIS IN CLINICAL REMISSIONMine Shoichiro, Japan; F. Takeshima; K. Matsushima; H. Minami; Y. Akazawa; N. Yamaguchi; K. Ohnita; H. Isomoto; K. Nakao

P0284

THERAPEUTIC DRUG MONITORING OF INFLIXIMAB AND ADALIMUMAB FOR DETECTION OF PATIENTS AT RISK OF LOSS OF RESPONSE IN INFLAMMATORY BOWEL DISEASEJ. González-López; Manuel Barreiro-de Acosta, Spain; J. M. Giráldez-Montero; R. Ferreiro Iglesias; M. J. Lamas-Díaz; J. E. Domínguez-Muñoz

P0285

HOME-TESTING OF FAECAL CALPROTECTIN USING THE IBDQC™ SYSTEM: A COMPARATIVE PILOT STUDYI. Y. Liew; P. Pavlidis; L. Medcalf; L. M. Choong; G. Chung-Faye; P. Dubois; R. Sherwood; Bu Hayee, United Kingdom

P0286

WITHDRAWN

P0287

TRABECULAR BONE SCORE IN PATIENTS WITH INFLAMMATORY BOWEL DISEASESAnna Krajcovicova, Slovakia; T. Hlavaty; Z. Killinger; M. Kuzma; I. Sturdik; Z. Leskova; J. Payer

P0288

AN AUDIT OF ENDOSCOPY IN ULCERATIVE COLITIS; SHOULD ENDOSCOPY FOR INFLAMMATORY BOWEL DISEASE (IBD) BE PERFORMED BY AN IBD SPECIALIST?Alice Moore, United Kingdom; M. Lythgoe; F. Kallon; J. Mawdsley

P0289

THE USE OF THE WHO FRACTURE RISK ASSESSMENT TOOL (FRAX) IN PREDICTING RISK OF FRACTURES IN PATIENTS WITH INFLAMMATORY BOWEL DISEASE: A SYSTEMATIC REVIEWAlfredo Lucendo Villarín, Spain; B. Serrano-Montalbán; A. B. Frigal-Ruiz; Á. Arias Arias

P0290

DEVELOPMENT OF A NOVEL ENDOSCOPIC SCORING SYSTEM PREDICTING THE RELAPSE AFTER SURGERY IN INTESTINAL BEHÇET'S DISEASEJung Won Park, South Korea; H. J. Lee; S. J. Park; S. P. Hong; T. I. Kim; W. H. Kim; J. H. Cheon

P0291

SIGNIFICANCE OF SEROLOGICAL MARKERS IN THE DISEASE COURSE OF ULCERATIVE COLITISG. Kovacs; N. Sipeki; K. Palatka; I. Altörjay; K. Fechner; G. L. Norman; Z. Shums; G. Veres; P. L. Lakatos; Mária Papp, Hungary

P0292

INTER-OBSERVER AGREEMENT IN BOWEL ULTRASONOGRAPHY FOR DIAGNOSTIC ASSESSMENT IN PATIENTS WITH CROHN'S DISEASEEmma Calabrese, Italy; T. Kucharzik; C. Maaser; G. Maconi; D. Strobel; S. R. Wilson; F. Zorzi; K. L. Novak; D. H. Bruining; M. Iacucci; M. Watanabe; E. Lollí; C. Chiaramonte; S. B. Hanauer; R. Panaccione; F. Pallone; G. Monteleone; S. Ghosh

P0293

THE BRISTOL STOOL FORM SCALE AND A VISUAL ANALOGUE SCORE FOR ABDOMINAL PAIN MAY BE USED AS PATIENT REPORTED OUTCOME MEASURES IN CROHN'S DISEASEDaniël Robin Hoekman, The Netherlands; M. Löwenberg; G. R. van den Brink; C. Y. Ponsioen; M. A. Benninga; G. R. A. M. D'Haens

P0294

PRESARCOPENIA SCREENING OF CROHN'S PATIENTS - GENDER AND BMI SPECIFIC BODY COMPOSITION ASSESSMENTAgnes Anna Csontos, Hungary; A. Molnár; I. Kovács; Á. D. Anton; E. Pálfi; P. Miheller

P0295

CAPSULE ENDOSCOPY CROHN'S DISEASE ACTIVITY INDEX (CDEAIC OR NIV SCORE) FOR THE SMALL BOWEL AND THE COLONYaron Niv, Israel; M. Hershkovitz; L. Lichtenstein; V. Gabovitz; E. Gal; I. Avni**Treatment-medical**P0296 **MUCOSAL HEALING: MAYO 0 VS 1 AFTER 3 YEARS**Giuseppe Frieri, Italy; M. Di Ruscio; A. Capannolo; G. Latella; A. Pasetti; R. Tittoni; A. ViscidoP0297 **A POOLED SAFETY ANALYSIS FROM THE USTEKI-NUMAB CROHN'S DISEASE AND PSORIATIC DISEASES PHASE 2 AND 3 CLINICAL TRIAL PROGRAMS**Subrata Ghosh, Canada; B. E. Sands; W. de Villiers; E. Ott; C. Gasink; Y. Lang; P. Szapary; D. Jacobstein; B. G. FeaganP0298 **SAFETY, PHARMACOKINETICS AND PHARMACODYNAMICS OF THE NOVEL ORAL PEPTIDE THERAPEUTIC PTG-100 (ALPHA4-BETA7 INTEGRIN ANTAGONIST) IN NORMAL HEALTHY VOLUNTEERS**Richard Shames, USA; L. Tozzi; L. Mattheakis; T. Annamalai; A. Bhandari; D. LiuP0299 **IMPACT OF NON-MEDICAL SWITCHING OF ANTI-TUMOR NECROSIS FACTOR AGENTS ON HEALTHCARE COSTS IN EUROPE**Timothy Juday, USA; M. Skup; C. Streuper; U. Moerch; G. S. Kopperud; O. Henriksen; S. Johnson; T. O'Connell

P0300

COMPARATIVE ANALYSIS OF PATIENTS WITH INFLAMMATORY BOWEL DISEASE AND IRON DEFICIENCY/ANEMIA TREATED WITH ORAL VERSUS INTRAVENOUS IRON - A RETROSPECTIVE CLAIMS DATA ANALYSIS TO ASSESS THE IMPACT ON HOSPITALIZATION IN GERMANYK. Borchert; T. Hardt; J. Haas; Siew Hwa Ong, Switzerland; E. Lechat; K. Nip; D. Foerster; S. Braun; J. Stein

P0301

IMMUNOGENICITY PROFILE AND PREDICTORS OF T1S AND ADA DEVELOPMENT OF BIOSIMILAR INFLIXIMAB DURING THE FIRST 6 MONTHS OF THE THERAPY: RESULTS FROM A PROSPECTIVE NATIONWIDE COHORTBarbara Dorottya Lovasz, Hungary; Z. Kurti; M. Rutka; Z. Vegh; K. B. Gecse; P. A. Golovics; K. Farkas; J. Banai; L. Bene; B. Gasztonyi; T. Kristof; L. Lakatos; P. Miheller; K. Palatka; A. Patai; A. Salamon; T. Szamosi; Z. Szepes; E. Biro; G. T. Toth; A. Vincze; T. Molnar; P. L. Lakatos

P0302

RATE AND PREDICTORS OF MUCOSAL HEALING IN PATIENTS WITH ULCERATIVE COLITIS TREATED WITH THIOPURINES: RESULTS OF A MULTICENTRIC COHORT STUDYCaroline Prioux-Klotz, France; S. Nahon; A. Amiot; L. Sinayoko; C. Galeano; S. Chaussade; P. Lahmek; V. Abitbol

P0303

EFFICACY AND SAFETY OF TNF ANTAGONIST FOR THE TREATMENT OF INTERNAL FISTULIZING CROHN'S DISEASEA. Huguet; L. Siproudhis; V. Desfourneaux; J.-F. Bretagne; F. Cholet; A. Boureille; Guillaume Bouguen, France

P0304

DIFFERENT INDUCTION RESPONSE CRITERIA DO NOT INFLUENCE 1 YEAR RESPONSE AND REMISSION RATES OF USTEKINUMAB 90 MG Q8W IN PHASE III PROGRAMDominik Naessens, Belgium; J. Johanns; C. Gasink

P0305

PREDICTING OF SHORT AND MEDIUM-TERM EFFICACY OF BIOSIMILAR INFLIXIMAB THERAPY. DO TROUGH LEVELS/ADAS OR CLINICAL/BIOCHEMICAL MARKERS PLAY A MORE IMPORTANT ROLE?Petra Anna Golovics, Hungary; Z. Vegh; M. Rutka; K. B. Gecse; A. Balint; K. Farkas; J. Banai; L. Bene; B. Gasztonyi; T. Kristof; L. Lakatos; P. Miheller; K. Palatka; A. Patai; A. Salamon; T. Szamosi; Z. Szepes; G. T. Toth; A. Vincze; E. Biro; B. D. Lovasz; Z. Kurti; F. Nagy; T. Molnar; P. L. Lakatos

P0306

TOFACITINIB FOR INDUCTION THERAPY IN PATIENTS WITH ACTIVE ULCERATIVE COLITIS IN TWO PHASE 3 CLINICAL TRIALS: RESULTS BY LOCAL AND CENTRAL ENDOSCOPIC ASSESSMENTSB. G. Feagan; S. Vermeire; Walter Reinisch, Canada; W. J. Sandborn; D. Tarabar; W. Niezychowski; C. Su; H. Zhang; D. Woodworth; D. Yu; B. E. Sands

P0307

ESCHERICHIA COLI NISSLE 1917 MODULATE GUT MICROBIOTA COMPOSITION IN ULCERATIVE COLITIS PATIENTS
[Francesca Mangiola](#), Italy; F. Del Chierico; C. Graziani; V. Petito; S. Pecere; E. Schiavoni; M. Pizzoferrato; L. R. Lopetuso; A. Russo; L. Putignani; A. Gasbarrini; F. Scaldaferrì

P0308

THE INCIDENCE OF AND TIME TO SUBOPTIMAL THERAPY AMONG PATIENTS WITH ULCERATIVE COLITIS AND CROHN'S DISEASE INITIATING TUMOUR NECROSIS FACTOR ANTAGONISTS: A MULTI-COUNTRY CHART REVIEW
[Alessandro Armuzzi](#), Italy; J. Lindsay; H. Patel; B. Bokemeyer; J. P. Gisbert; G. C. Nguyen; L. Peyrin-Biroulet; M. Smyth; J. M. Khalid

P0309

TREATMENT WITH EUDRAGIT-COATED MESALAZINE TABLETS SIGNIFICANTLY IMPROVES THE WORK PRODUCTIVITY IN PATIENTS WITH MILDLY TO MODERATELY ACTIVE ULCERATIVE COLITIS
[Axel Dignass](#), Germany; R. Schnabel; J. Romatowski; V. Pavlenko; A. Dorofeyev; J. Derova; L. V. Jonaitis; T. Nacak; R. Greinwald

P0310

EFFECTIVENESS AND SAFETY OF VEDOLIZUMAB FOR THE INDUCTION OF REMISSION IN INFLAMMATORY BOWEL DISEASE PATIENTS
[Maria Chaparro](#), Spain; M. Sierra-Ausin; F. Mesonero; A. B. Beltran Niclos; N. Maroto Arce; R. De Francisco Garcia; M. Minguez; Y. González-Lama; M. Barreiro-de Acosta; I. Marin; V. García; D. Busquets Casals; A. J. Lucendo; S. García; F. Bermejo; R. Pajares Villarroya; B. Siciília Aladrén; D. Martín-Rodríguez; A. Gutiérrez; S. Rubio; I. García Tercero; J. R. Pineda; M. Piqueras Cano; D. Ginard; C. Muñoz Villafranca; M. Martín-Arranz; A. Echarri Piudo; L. Martí Romero; J. L. F. Forcelledo; E. M. Fernández Bonilla; B. Jucha; M. G. Donday; A. Garre; J. P. Gisbert

P0311

EFFICACY OF EXCLUSIVE ENTERAL NUTRITION IN ADULT ACTIVE CROHN'S DISEASE WITH COMPLICATIONS OR FAILURE OF MEDICAL TREATMENT
 Q. Yang; [Xiang Gao](#), China; M. Zhi; H. Chen; P. Hu

P0312

THE EFFICACY OF DOSE SPLITTING THIOPURINES IN HYPERMETHYLATORS
[Ben Warner](#), United Kingdom; S. Fong; E. Johnston; S. Mashari; S. Patel; S. H. Anderson; P. Irving; A. Marinaki; J. Sanderson

P0313

NONCLINICAL PHARMACOLOGICAL CHARACTERIZATION AND IN VIVO EFFICACY OF THE PROPOSED ADALIMUMAB BIOSIMILAR GP2017 COMPARED TO THE ORIGINATOR ADALIMUMAB
[Antonio da Silva](#), Germany; C. Fritsch; H.-P. Hofmann; O. Hainzl; A. Seidl

P0314

VEDOLIZUMAB: EARLY EXPERIENCE AND MEDIUM-TERM FOLLOW UP DATA FROM TWO UK TERTIARY IBD CENTRES - A RETROSPECTIVE COHORT STUDY
[Mark Samaan](#), United Kingdom; P. Pavlidis; E. Johnston; B. Warner; J. Digby-Bell; I. Koumoutsos; S. Fong; R. Goldberg; S. Gulati; L. Medcalf; M. Sastrillo; C. Brown-Clarke; J. Bidewell-Sullivan; K. Forsyth; E. Lee; A. Stanton; J. Duncan; G. Chung-Faye; P. Dubois; N. Powell; S. H. Anderson; J. Sanderson; B. Hayee; P. Irving

P0315

HIGHER EXPOSURE BUT LOWER RESPONSE RATE TO INFLIXIMAB INDUCTION THERAPY IN ELDERLY PATIENTS WITH INFLAMMATORY BOWEL DISEASE
[Erwin Dreesen](#), Belgium; V. De Weerd; T. Van Stappen; E. Peeters; T. Lobaton; G. Van Assche; S. Vermeire; A. Gils; M. Ferrante

P0316 ✨

ANTI-TNF? ANTIBODY INDUCED PSORIASIS IN PATIENTS WITH INFLAMMATORY BOWEL DISEASE; A PROSPECTIVE IRISH COHORT STUDY
[Shivashini Kirthi](#), Ireland; A.-M. Tobin; D. McNamara

P0317

A RANDOMIZED CONTROLLED TRIAL ON YOGA FOR ULCERATIVE COLITIS
[Jost Langhorst](#), Germany; M. Schaefer; M. Schoels; J. Koecke; S. Elsenbruch; R. Lauche; H. Engler; G. Dobos; H. Cramer

P0318

A LOW FODMAPS DIET REDUCES FUNCTIONAL SYMPTOMS IN PATIENTS WITH INFLAMMATORY BOWEL DISEASE WITH NO SIGNS OF ACTIVE INFLAMMATION
 A. Testa; A. Rispo; M. Rea; N. Imperatore; [Olga M. Nardone](#), Italy; G. Accarino; L. Lucci; P. Gervetti; N. Caporaso; F. Castiglione

P0319

FAECAL MICROBIOTA TRANSPLANTATION (FMT) AS A RESCUE THERAPY FOR STEROID-DEPENDENT AND/OR NON-RESPONSIVE PATIENTS WITH ULCERATIVE COLITIS (UC): A PILOT STUDY
 Tarkan Karakan, Turkey; M. Ibis; Z. Gök Sargin



P0320

INDIGO NATURALIS ALTERS THE GUT MICROBIAL COMMUNITY AND MODIFIES COURSE OF INFLAMMATION IN THE MOUSE MODEL OF COLITIS

Soichiro Adachi, Japan; N. Hoshi; J. Inoue; E. Yasutomi; D. Watanabe; K. Yuna; S. Nishiumi; H. Yamairi; M. Ooi; M. Yoshida; T. Azuma; Z. Wang; T. Otsuka; R. Dhakhwa

P0321

TRENDS IN ENDOSCOPY MANAGEMENT AFTER SURGERY IN A NATIONAL COHORT OF SPANISH CROHN DISEASE PATIENTS. RESULTS FROM PRACTICROHN STUDYManuel Barreiro-de Acosta, Spain; M. Iborra; V. García; A. Gutiérrez; S. García; E. Domènech; M. D. Martín Arranz; L. Cea-Calvo; C. Romero; B. Juliá De Páramo

P0322

USE OF ANTI-TNF AGENTS IS ASSOCIATED WITH PARADOXICAL PSORIASIS IN PATIENTS WITH INFLAMMATORY BOWEL DISEASE: A KOREAN NATIONWIDE POPULATION-BASED STUDYH.-H. Lee; Bo-In Lee, South Korea; J. S. Kim; J. M. Park; Y.-S. Cho; I.-S. Lee; M.-G. Choi

P0323

COMBINATION THERAPY PREDICTS LONG-TERM MUCOSAL HEALING IN MODERATE-TO-SEVERE ULCERATIVE COLITIS TREATED WITH ANTI TNF-ADaniela Pugliese, Italy; P. M. Ferraro; C. Felice; G. L. Rapaccini; A. Papa; L. Guidi; A. Armuzzi

P0324

ADSORPTIVE DEPLETION OF MYELOID LINEAGE LEUCOCYTES IN PATIENTS WITH ULCERATIVE COLITIS: BASELINE DEMOGRAPHIC FEATURES OF NON-RESPONDERS AND RESPONDERS TO THIS APHERESIS TREATMENT OPTIONTomotaka Tanaka, Japan; M. Akagi; H. Goishi; T. Iiboshi; T. Kajihara; T. Miura

P0325

EFFICACY OF TUBERCULOSIS SCREENING IN PATIENTS WITH INFLAMMATORY BOWEL DISEASEMaroua Hafi, Tunisia; N. Ben Mustapha; M. Amri; A. Laabidi; M. Serghini; M. Fekih; J. Boubaker; A. Filali

P0326

EXCLUSIVE ENTERAL NUTRITION IN ADULTS WITH ACTIVE CROHN'S DISEASE IS ASSOCIATED WITH DECREASE IN DISEASE ACTIVITYTamar Pfeffer-Gik, Israel; H. Yanai; L. Godny; Y. Ron; N. Maharshak; I. Dotan

P0327

COST PER CLINICAL OUTCOMES WITH VEDOLIZUMAB FOR THE TREATMENT OF MODERATELY TO SEVERELY ACTIVE ULCERATIVE COLITIS IN BRAZILTassia Decimoni, Brazil; G. Muricy; H. Patel; D. Demuth

P0328

DOSE ESCALATION OF BIOLOGICS IN CROHN'S DISEASE: CRITICAL REVIEW OF OBSERVATIONAL STUDIESXin Lee, Denmark; F. Lelli; B. Berezka; T. Einarson

P0329

SELECTIVE GRANULOCYTE AND MONOCYTE APHERESIS IS EFFECTIVE AND SAFE IN GERIATRIC PATIENTS WITH ULCERATIVE COLITISAyumi Ito, Japan; B. Iizuka; O. Teppei; H. Kashiwagi; K. Tokushige; T. Hara

P0330

POSTOPERATIVE RECURRENCE OF CROHN'S DISEASE AND ITS ASSOCIATION WITH PLEXITISÁgnes Milassin, Hungary; A. Sejben; L. Tiszlavicz; G. Lázár; R. Bor; A. Balint; M. Rutka; Z. G. Szepes; K. Farkas; T. Molnar

P0331

RELATED RISK FACTORS ASSOCIATED WITH STEROID RESISTANCE IN AN IRISH IBD POPULATIONMary Hussey, Ireland; G. Holleran; D. Keating; S. Whelan; P. Devitt; J. Healy; B. Ryan; D. McNamara

P0332

THE INCIDENCE OF SUBOPTIMAL THERAPY AFTER INITIATING A SECOND TUMOUR NECROSIS FACTOR ANTAGONIST IN PATIENTS WITH CROHN'S DISEASE: A MULTI-COUNTRY CHART REVIEWJavier Gisbert, Spain; L. Peyrin-Biroulet; G. C. Nguyen; B. Bokemeyer; A. Armuzzi; J. Lindsay; I. Pree; H. Patel; J. M. Khalid

P0333

REAL-WORLD CHARACTERISTICS OF THE FIRST USERS OF VEDOLIZUMAB IN INFLAMMATORY BOWEL DISEASE PATIENTS IN ISRAELC. Weil; G. Chodick; A. Yarden; K. Minda; Javaria Mona Khalid, United Kingdom; V. Shalev

P0334

POOR TOLERABILITY PROFILE OF THIOPURINES IN INFLAMMATORY BOWEL DISEASE: A PROSPECTIVE SINGLE-CENTRE EXPERIENCEFabio Salvatore Macaluso, Italy; M. Maida; S. Renna; M. Dimarco; C. Sapienza; M. Affronti; E. Orlando; G. Rizzuto; R. Orlando; M. Cottone; A. Orlando

P0335

PROGNOSTIC VALUE OF THE MAGNITUDE OF CYTOMEGALOVIRUS REACTIVATION EVALUATED BY IMMUNOHISTOCHEMICAL STAINING IN PATIENTS WITH ULCERATIVE COLITISAriadna Clos, Spain; P. Rodríguez-Martínez; M. Manosa Ciria; A. Ruiz-Cerulla; M. J. Paúles; J. Llaó; J. Gordillo; C. Fumagalli; T. Lobatón; I. Ojanguren; E. Cabré; J. Guardiola; E. Domenech

P0336
FIVE YEAR BUDGET IMPACT ANALYSIS OF BIOSIMILAR INFLIXIMAB (CT-P13) FOR THE TREATMENT OF CROHN'S DISEASE AND ULCERATIVE COLITIS IN SPAIN
Seong-Hee Han, South Korea; D.-H. Kwon; S.-W. Yoon

Lower GI bleeding

Poster Session	
10:30 - 17:00	Hall X5
Other Lower GI Disorders I	

P0337
OUTCOMES OF ACUTE LOWER GASTROINTESTINAL BLEEDING: DATA FROM A LARGE NATIONWIDE AUDIT
Kathryn Oakland, United Kingdom; R. Guy; R. Uberoi; J. Grant-Casey; M. Murphy; N. Mortensen; V. Jairath

P0338
STIGMATA OF RECENT HEMORRHAGE AND NON-ASPIRIN ANTIPLATELET DRUG ARE PREDICTIVE FACTORS FOR REFRACTORY COLONIC DIVERTICULAR HEMORRHAGE
Yuichi Shimodate, Japan; M. Mizuno; A. Doi; N. Nishimura; H. Mouri; K. Matsueda; H. Yamamoto

P0339
COMPARISON OF CT, SIGMOIDOSCOPY AND COLONOSCOPY AS INITIAL METHODS OF EXAMINATION FOR PRESENCE OF HEMATOCHEZIA
Jong Seok Joo, South Korea; K. D. Kim; S. H. Kang; H. S. Moon; E. S. Lee; S. H. Kim; J. K. Sung; B. S. Lee; H. Y. Jeong

P0340
ENDOCLOTTM PROPHYLAXIS FOLLOWING COMPLEX ENDOSCOPIC RESECTION OF GASTROINTESTINAL NEOPLASIA: NO NEED TO BLEED!
Fergus J. O. Chedgy, United Kingdom; K. Kandiah; S. Subramaniam; S. Thayalasekaran; F. Thursby-Pelham; G. Longcroft-Wheaton; P. Bhandari

P0341
RISK FACTORS FOR ACTIVE BLEEDING FROM COLONIC ANGIODYSPLASIA CONFIRMED UNDER COLONOSCOPIC OBSERVATION
Naoyuki Nishimura, Japan; M. Mizuno; Y. Shimodate; A. Doi; H. Mouri; K. Matsueda; H. Yamamoto

P0342
PREVENTING DELAYED POST-POLYPECTOMY INDUCED ULCER HEMORRHAGE BY USING DOPPLER ENDOSCOPIC PROBE AS A GUIDE TO RISK STRATIFICATION & PROPHYLACTIC HEMOSTASIS AFTER POLYPECTOMY
Dennis M. Jensen, USA; G. V. Ohning

P0343
WITHDRAWN

P0344
A RISK ANALYSIS OF POSTPOLYPECTOMY BLEEDING IN COLONOSCOPY DUE TO A COMBINATION OF ANTI-THROMBOTIC AGENTS
Yoshihiro Kishida, Japan; K. Hotta; K. Imai; S. Ito; N. Kawata; M. Tanaka; N. Kakushima; K. Takizawa; H. Ishiwatari; H. Matsubayashi; H. Ono

P0345
SENTIFIT 270 SYSTEM CLINICAL PERFORMANCE EVALUATION COMPARED WITH OC SENSOR DIANA, FOR THE DETECTION OF HUMAN HAEMOGLOBIN AS FAECAL OCCULT BLOOD (FOB)
Roeë Dvir, Italy; M. Clementi

P0346
CORRELATION BETWEEN THE NATURE OF POSTPOLYPECTOMY BLOODY STOOL AND THE RISK OF POSTPOLYPECTOMY BLEEDING
Eun Mi Song, South Korea; D.-H. Yang; G. U. Kim; M. S. Seo; S. W. Hwang; S. H. Park; K.-J. Kim; B.D. Ye; J.-S. Byeon; S. J. Myung; S.-K. Yang

Lower GI malignant disease-epidemiology

P0347
ADENOMA RECURRENCE RATES AFTER CURATIVE RESECTION FOR RIGHT-SIDE OR LEFT-SIDE COLONIC CANCER
 F. Y. Lam; W. L. Law; I. Hung; Wai Keung Leung, Hong Kong

P0348
HOW SIGNIFICANT IS THE ASSOCIATION BETWEEN METABOLIC SYNDROME AND PREVALENCE OF COLORECTAL NEOPLASIA?
Tomas Grega, Czech Republic; S. Suchanek; O. Majek; G. Vojtechova; O. Ngo; B. Seifert; M. Sachlova; E. Kundratova; F. Neumann; O. Shonova; K. Balihar; J. Cyrany; M. Benes; M. Zavoral

P0349
ADHERENCE TO COLORECTAL CANCER SCREENING: 4 ROUNDS OF FECAL IMMUNOCHEMICAL TEST BASED SCREENING
Manon van der Vlugt, The Netherlands; E. J. Grobbee; P. M. Bossuyt; E. J. Kuipers; I. Lansdorp-Vogelaar; M.-L. Essink-Bot; M. C. W. Spaander; E. Dekker

P0350
AGING, CURRENT SMOKING AND METABOLIC FACTORS ARE INDEPENDENTLY ASSOCIATED WITH THE PREVALENCE OF COLORECTAL NEOPLASIA IN JAPAN: ANALYSES OF COMPREHENSIVE HEALTH CHECKUP DATA
Nagamu Inoue, Japan; M. Takayama; R. Bessho; T. Yoshida; K. Kashiwagi; K. Makino; R. Shimizu-Hirota; H. Hirose; H. Ogata; Y. Sugino; Y. Iwao

P0351

SECOND REORGANISED CYCLE OF NATIONAL COLORECTAL CANCER SCREENING PROGRAMME IN CROATIA

Mirjana Kalauz, Croatia; N. Antoljak; M. Katicic; D. Skoko Poljak; V. Stamenic; D. Stimac; M. Kujundzic; M. Strnad Pesikan; Z. Ebling; M. Samija; H. Ivekovic; M. Banic

P0352

EARLY PERFORMANCE INDICATORS OF THE COLORECTAL CANCER SCREENING PROGRAMME IN NAVARRA (SPAIN): HIGH PARTICIPATION AND ACCEPTANCE RATE

Maria Rullan Iriarte, Spain; D. Oyon Lara; S. López López; A. Elosua; F. Estremera Arévalo; C. Saldaña Dueñas; L. Casanova Ortiz; S. Oquiñena Legaz; A. Pueyo Royo; A. Guerra Lacunza

Lower GI malignant disease, pathogenesis

P0353

DEVELOPMENT OF COLITIS-ASSOCIATED COLORECTAL CANCER DEPENDS ON THE ACTIVITY OF THE ENDOGENOUS OPIOID SYSTEM

Marta Zielinska, Poland; H. Zatorski; P. Poznanski; A. Nawrocka; M. Salaga; R. Kordek; M. Sacharczuk; J. Fichna

P0354

PROMOTER HYPOMETHYLATION AND OVEREXPRESSION OF LINC00152 LONG NON-CODING RNA DURING DEVELOPMENT AND PROGRESSION OF COLORECTAL CANCER

Orsolva Galamb, Hungary; A. Kalmár; B. Péterfia; P. Hollosi; Z. B. Nagy; I. Csabai; B. Wichmann; A. Bodor; D. Ribli; B. K. Bartak; Z. Tulassay; B. Molnar

P0355

CONTRIBUTION OF THE MEK5/ERK5 PATHWAY TO COLON CANCER STEM-LIKE CELL PROPERTIES

Diane Pereira, Portugal; S. E. Gomes; A. E. S. Simões; R. E. Castro; P. M. Borralho; C. M. P. Rodrigues

P0356

SELECTIVE INHIBITION OF FATTY ACID AMIDE HYDROLASE INHIBITOR PF-3845 DECREASES VIABILITY, MIGRATION AND INVASIVENESS OF HUMAN COLON ADENOCARCINOMA COLO-205 CELL LINE

Andrzej Wasilewski, Poland; U. Krajewska; K. Owczarek; U. Lewandowska; J. Fichna

P0357

SECRETION PROTEIN VSTM2A IS A NOVEL TUMOR SUPPRESSOR AND ASSOCIATES WITH COLORECTAL CANCER PATIENT SURVIVAL

Yujuan Dong, Hong Kong; A. Higashimori; W. Kang; Y. Zhang; S. S. Ng; J. Yu

P0358

MDM2 T309G POLYMORPHISM AND RISK OF COLORECTAL CANCER

Nikhil Aggarwal, United Kingdom; N. Donald; S. Malik; S. Selvendran; M. McPhail; K. Monahan

P0359

UNTANGLING MOLECULAR ORIGINS OF COLORECTAL CARCINOMAS AND ASSIGNMENT OF MAJOR PATHWAYS BASED ON CIMP/MSI/BRAF/KRAS/TP53/APC PROFILES FROM ENDOSCOPIC TISSUE SAMPLING

Petra Minarikova, Czech Republic; L. Benesova; T. Halkova; B. Belsanova; S. Suchanek; J. Cyrany; M. Zavoral; M. Minarik

Lower GI malignant disease, diagnosis/histopathology

P0360

HIGH RATES OF DISCORDANCE BETWEEN BRAF AND MLH1 METHYLATION TESTS IN CRC PATIENTS OVER 70 YEARS OLD IN A LYNCH SYNDROME UNIVERSAL SCREENING PROGRAM

Tomer Adar, USA; L. H. Rodgers; K. M. Shannon; A. Mattia; G. Y. Lauwers; A. J. Iafrate; D. C. Chung

P0361

IMPLEMENTATION OF A STRUCTURED E-LEARNING IMPROVES THE INTER-LABORATORY CONSISTENCY IN THE HISTOPATHOLOGICAL CLASSIFICATION OF SERRATED POLYPS

Joep IJspeert, The Netherlands; A. Madani; L. Overbeek; E. Dekker; I. D. Nagtegaal

P0362

THE GROWTH PATHWAY AND THE CLINICOPATHOLOGICAL CHARACTERISTICS OF DEPRESSED-TYPE COLORECTAL CARCINOMAS

Shinei Kudo, Japan; S. Matsudaira; Y. Sato; Y. Kouyama; K. Ichimasa; Y. Mori; M. Misawa; T. Kudo; T. Hisayuki; T. Hayashi; K. Wakamura; H. Miyachi; A. Katagiri; T. Baba; F. Ishida

P0363

ELECTRONIC NOSE (AENOSE™) CAN DETECT COLORECTAL CARCINOMA IN EXHALED BREATH: A PILOT STUDY

Maud Jansen, The Netherlands; B. Koekoek; M. J. A. Mulder; J. J. Kolkman

P0364

CLINICOPATHOLOGICAL STUDY OF LATERALLY SPREADING TUMORS OF THE COLORECTUM

Masahiro Iwabuchi, Japan; M. Sugimura; K. Ukai; K. Tadokoro

P0365

MICROVESSEL DENSITY OF NEOVASCULAR VESSELS COULD BE A PREDICTOR OF DISTANT METASTASIS OF COLORECTAL CANCER: IMMUNOHISTOCHEMICAL ASSESSMENT WITH CD105 ANTIBODY

Tomonari Cho, Japan; E. Shiozawa; S.-E. Kudo; F. Urushibara; M. Misawa; H. Miyachi; T. Yamochi; M. Takimoto

P0366
CLINICOPATHOLOGICAL STUDY OF SERRATED LESIONS OF THE COLORECTUM

Mikako Sugimura, Japan; M. Iwabuchi; K. Ukai; K. Tadokoro

P0367
COMPARISON OF A METHYLATED BCAT1/IKZF1 BLOOD TEST WITH CEA FOR RECURRENT COLORECTAL CANCER

Graeme Young, Australia; S. Mansfield; S. Pedersen; D. Murray; R. Baker; P. Hollington; P. Rabbitt; E. L. Symonds

P0368
CARBONIC ANHYDRASE IX AS THE MARKER OF THE HYPOXIA INDUCED EXTRACELLULAR VESICLE SECRETION

A. Abols; Daiga Santare, Latvia; R. Toleikiene; E. Zandberga; Z. Kalnina; R. Vangravs; M. Takatalo-Laine; M. Palviainen; P. Siljander; M. Leja; A. Line


P0369
OPTIMAL INTAKE OF CLEAR LIQUIDS DURING PREPARATION FOR COLONOSCOPY WITH LOW VOLUME POLYETHYLENE GLYCOL PLUS ASCORBIC ACID (PEG-ASC)

Masahiro Tajika, Japan; T. Tanaka; M. Ishihara; Y. Hirayama; S. Oonishi; N. Mizuno; K. Hara; S. Hujioaka; H. Imaoka; T. Fujiyoshi; N. Okuno; N. Hieda; T. Yoshida; V. Bhatia; K. Yamao; M. Ando; Y. Niwa

P0370
DESIGN AND EVALUATION OF A GENES PANEL FOR DIAGNOSING HEREDITARY GASTROINTESTINAL CANCER, ANALYZABLE BY NEXT-GENERATION SEQUENCING, NGS

Maite Herranz, Spain; C. Carretero; P. Perez; M. Betés Ibáñez; A. Patiño

Lower GI malignant disease, management

P0371 
POSITIVE LYMPH NODE RATIO IS A PROGNOSTIC FACTOR FOR STAGE III COLORECTAL CANCER PATIENTS WITH MUCINOUS ADENOCARCINOMA AND SIGNET RING CELL CARCINOMA

Junichi Shibata, Japan; S. Ishihara; K. Kawai; K. Muroto; K. Sasaki; K. Yasuda; K. Otani; T. Nishikawa; T. Tanaka; K. Hata; T. Kiyomatsu; H. Nozawa; K. Sugihara; T. Watanabe

P0372
KNIFE - ASSISTED SNARE RESECTION (KAR) PROCEDURE TIME FOR COLONIC DYSPLASTIC LESIONS AND ASSOCIATED PROGNOSTIC FACTORS

Sotiris Panagiotis Terzoudis, United Kingdom; S. Subramaniam; S. Thayalasekaran; K. Kandiah; F. J. Q. Chedgy; G. Longcroft-Wheaton; M. Abdulla; A. A. Alkandari; P. Bhandari

P0373
A COMPARATIVE STUDY FOR EFFECTIVENESS OF IRREVERSIBLE ELECTROPORATION ABLATION ACCORDING TO THERAPEUTIC METHOD AND PERIOD: COLON CANCER ANIMAL MODEL

J. M. Lee; H. S. Choi; H. J. Chun; S. H. Kim; I. K. Yoo; S. Y. Lee; B. K. Choi; J. M. Lee; E. S. Kim; B. Keum; Yoon Tae Jeen, South Korea; H. Lee; C. D. Kim; J. Y. Kim

P0374
IDENTIFICATION OF PROTEOMIC PROFILES ASSOCIATED WITH TUMOR REGRESSION GRADING IN RECTAL CANCER

Valli De Re, Italy; O. Repetto; M. Fornasarig; S. Maiero; A. De Paoli; A. Buonadonna; C. Belluco; R. Magris; V. Canzonieri; R. Cannizzaro

P0375
COLORECTAL CANCER IN THE ELDERLY - HOW MUCH SHOULD WE INVEST?

Filipa Ávila, Portugal; J. Castela; I. Rosa; I. Marques; J. P. da Silva; A. Dias Pereira

P0376
COMPARISON OF ENDOSCOPIC SUBMUCOSAL DISSECTION OUTCOME IN OUTPATIENTS VERSUS INPATIENTS

Roberta Maselli, Italy; P. A. Galtieri; S. Sferrazza; E. C. Ferrara; F. Mazza; L. Amato; A. Anderloni; S. Carrara; M. Di Leo; A. Repici

P0377
THE VALIDITY OF THREE STEPS LEARNING SYSTEM OF COLORECTAL ESD

Keiichi Ashikari, Japan; H. Chiba; M. Nishimura; J. Tachikawa; D. Kurihara; T. Suto; N. Kawano; M. Kaai; S. Seki; T. Ida; T. Morohashi; T. Goto

P0378
ANGIOGENESIS INHIBITOR-RELATED ANAL CANAL ULCERS IN METASTATIC COLORECTAL CANCER PATIENTS

F. Bergamo; S. Lonardi; C. Lacognata; B. Salmaso; F. Battaglin; L. M. Saadeh; A. Caruso; F. Cavallin; C. Aliberti; V. Zagonel; C. Castoro; Marco Scarpa, Italy

P0379
PARTHENOLIDE ENHANCES ANTI-TUMOR EFFICACY OF BALSALAZIDE IN HUMAN COLON CANCER CELLS AND COLITIS-ASSOCIATED COLORECTAL CANCER BY BLOCKADE OF NF-KB ACTIVATION

Seung Young Seo, South Korea; I. S. Min; D. Kim; S. B. Kim; S. H. Kim; I. H. Kim; S. O. Lee; S. T. Lee; D. G. Kim; S. W. Kim

P0380
EFFICACY OF PREOPERATIVE COLONOSCOPIC TATTOOING ON LYMPH NODE HARVEST

R. Daegon; D. Kang; H. Kim; C. Choi; S. Park; S. Kim; H. Nam; W. Choi; J. Cho; Jungmin Park, South Korea; K. Oh

Irritable bowel syndrome: EpidemiologyP0381 **DEFECATORY SYMPTOMS IN PATIENTS WITH IRRITABLE BOWEL SYNDROME IN A PRIMARY HEALTH CARE POPULATION IN SWEDEN**Jenny Sjödah, Sweden; M. P. Jones; A.-K. Norlin; Å. Faresjö; S. WalterP0382 **IMPACT OF IRRITABLE BOWEL SYNDROME WITH DIARRHOEA ON WORK PRODUCTIVITY AND DAILY ACTIVITY AMONG PATIENTS IN THE EU5**Catherine Tucker, United Kingdom; J. L. Abel; R. T. Carson; N. M. Flores; R. LiebertP0383 **HEALTH-RELATED QUALITY OF LIFE AMONG PATIENTS WITH IRRITABLE BOWEL SYNDROME WITH DIARRHOEA**Catherine Tucker, United Kingdom; J. L. Abel; R. T. Carson; N. M. Flores; R. LiebertP0384 **IS THERE AN ASSOCIATION BETWEEN SELF-REPORTED ALLERGIC CONDITIONS AND FUNCTIONAL GASTROINTESTINAL DISORDERS? A POPULATION BASED STUDY**
N. A. A. Koloski; A. V. Zala; M. P. Jones; Marjorie Walker, Australia; G. J. Holtmann; M. Veysey; L. Bunby; L. Lambeth; L. Hayden; N. J. TalleyP0385 **ARE CONDITIONS OF IMMUNE DYSREGULATION RISK FACTORS FOR FUNCTIONAL GASTROINTESTINAL DISORDERS? FINDINGS FROM A RANDOM POPULATION BASED STUDY**N. A. A. Koloski; A. V. Zala; Marjorie Walker, Australia; M. P. Jones; L. Bunby; M. Veysey; L. Lambeth; L. Hayden; G. J. Holtmann; N. J. Talley

P0386

WITHDRAWNP0387 **PERCEPTIONS OF PATIENTS WITH IRRITABLE BOWEL SYNDROME IN RELATION TO THE CARE RECEIVED IN THE PUBLIC HEALTH SYSTEM IN SPAIN**José Mira, Spain; G. Lacima; X. Cortés Gil

P0388

PROTON PUMP INHIBITORS INCREASE THE RISK FOR IRRITABLE BOWEL SYNDROME - A POPULATION BASED STUDYA. V. Zala; M. P. Jones; N. A. A. Koloski; Marjorie Walker, Australia; G. J. Holtmann; M. Veysey; L. Bunby; L. Lambeth; L. Hayden; N. J. Talley**Irritable bowel syndrome: Classification and diagnosis**

P0389

ASSOCIATIONS BETWEEN HYDROGEN BREATH TEST AND SYMPTOM RESPONSES DURING A LACTULOSE NUTRIENT CHALLENGE IN IBS PATIENTS AND HEALTHY CONTROLS
Lukas Van Oudenhove, Belgium; D. Pohl; H. Törnblom; L. Oehmann; B. Le Nevé; J. Tack; M. Simrén

P0390

MIXTURE-MODEL BASED SUBGROUPING OF PATIENTS WITH IBSAnnikka Polster, Sweden; L. Van Oudenhove; M. P. Jones; L. Öhman; H. Törnblom; M. Simrén

P0391

LABORATORY INVESTIGATIONS FOR PATIENTS MEETING DIAGNOSTIC CRITERIA FOR IRRITABLE BOWEL SYNDROME: ARE WE MEETING THE STANDARDS?James Kennedy, United Kingdom; K. Wright; L. B. Materacki; S. Waterman; R. Makins; A. Di Mambro

P0392

MANAGEMENT OF IRRITABLE BOWEL SYNDROME IN A DISTRICT HOSPITALShuann Shwana, United Kingdom; L. Alrubai

P0393

PERFORMANCE EVALUATION OF DYSBIOSIS STATUS AS A TOOL FOR CLINICAL INVESTIGATION IN PATIENTS WITH FUNCTIONAL GASTROINTESTINAL DISORDERS
Wolfgang Kruis, Germany; T. Lindahl; E. C. Bästlein; T. Fiedler; S. Georgi; J. Ringel; L. Konopka; M. Mross; U. Helwig; G. Terheggen; E. Cierniejewska; C. Casén

P0394

NEGATIVE FAECAL CALPROTECTIN TESTING PROVIDES COST-EFFECTIVE DIAGNOSTIC REASSURANCE IN PATIENTS WITH IRRITABLE BOWEL SYNDROMELuke B. Materacki, United Kingdom; J. Kennedy; K. Wright; S. Waterman; R. Makins; A. Di Mambro**Irritable bowel syndrome: Treatment**

P0395

PERFORMANCE OF A NOVEL CARE PATHWAY FOR FUNCTIONAL GASTROINTESTINAL DISORDERS: A PILOT STUDY-INTERIM RESULTSEcushla C. Linedale, Australia; A. Mikocka-Walus; P. R. Gibson; J. M. Andrews

P0396

REDUCTION OF SYMPTOMS AND BREATH H₂ PRODUCTION IN A SUBGROUP OF PATIENTS WITH IRRITABLE BOWEL SYNDROME CHARACTERIZED BY DISTINCT GUT MICROBIOTA ACTIVITY: EFFECT OF A FERMENTED MILK PRODUCT CONTAINING BIFIDOBACTERIUM LACTIS CNCM I-2494Boris Le Nevé, France; M. Derrien; J. Tap; R. Brazeilles; D. Guyonnet; L. Öhman; H. Törnblom; M. Simrén

P0397
EFFICIENCY OF FMT IN CASES OF "TREATMENT-RESISTANT" IBS

G. Syzenko; [Ljudmyla Budovska](#), Ukraine; K. Puchkov

P0398
EFFICACY AND SAFETY OF LINACLOTIDE IN PATIENTS WITH IRRITABLE BOWEL SYNDROME WITH CONSTIPATION: RESULTS FROM A PHASE ; RANDOMIZED, DOUBLE-BLIND, PLACEBO-CONTROLLED TRIAL IN CHINA AND OTHER REGIONS

[Yunsheng Yang](#), China; J. Fang; X. Guo; N. Dai; X. Shen; Y. Yang; J. Sun; D. S. Reasner; J. M. Johnston; P. Zeng; S. Lim

P0399
UK CLINICAL EXPERIENCE AT 12 WEEKS WITH LINA-CLOTIDE FOR IRRITABLE BOWEL SYNDROME WITH CONSTIPATION

A. Emmanuel; J. McLaughlin; S. McLain-Smith; M. Rance; A. Agrawal; P.B. Allen; N. Arebi; S. Brown; M. Eugenicos; [Adam D. Farmer](#), United Kingdom; Y. Yiannakou

P0400
POSITIVE EFFECTS FIVE YEARS AFTER A STRUCTURED PATIENT EDUCATION (IBS SCHOOL) FOR PATIENTS WITH IRRITABLE BOWEL SYNDROME (IBS)

[Gisela Ringström](#), Sweden; S. Storsrud; P. Jerlstad; H. Törnblom; M. Simrén

P0401
CORRELATION BETWEEN FOOD INTAKE AND SYMPTOM SEVERITY IN IBS

[Stine Störsrud](#), Sweden; B. Le Nevé; B. Holmes; H. Törnblom; M. Simrén

P0402
USE OF LIFESTYLE INTERVENTIONS TO TREAT BOWEL AND/OR ABDOMINAL SYMPTOMS AMONG PATIENTS WITH IRRITABLE BOWEL SYNDROME WITH CONSTIPATION (IBS-C) AND CHRONIC IDIOPATHIC CONSTIPATION (CIC): RESULTS FROM THE CONTOR STUDY

[Jessica L. Abel](#), USA; D. C. A. Taylor; J. A. Doshi; C. Martin; A. Goolsby Hunter; B. Essoi; P. Buzinec; R. T. Carson; W. D. Chey

P0403
EFFECTS OF FOOD ENRICHED WITH DIETARY FIBER IN WOMEN WITH CONSTIPATION-PREDOMINANT IRRITABLE BOWEL SYNDROME

G. Sulaberidze; [Maia Okujava](#), Georgia; K. Liluashvili

Lower GI vascular disorders

P0404
SEVERE ACUTE ISCHEMIC COLITIS: WHAT IS THE PLACE OF ENDOSCOPY IN THE MANAGEMENT STRATEGY? A LARGE RETROSPECTIVE FRENCH STUDY

[Diane Lorenzo](#), France; J.-M. Gonzalez; L. Beyer; S. Berdah; D. Birnbaum; A. Desjeux; J. C. GRIMAUD; M. Barthet

P0405
COLON ISCHEMIA SEVERITY SCALE: EVALUATION AND DETERMINATION OF ADDITIONAL SEVERITY MARKERS

[Jaime P. Rodrigues](#), Portugal; A. Coelho; C. Fernandes; T. Freitas; J. Silva; A. Ponte; M. Sousa; J. Carvalho

Diverticular disease

P0406
BILATERAL DIVERTICULOSIS IS AN INDEPENDENT RISK FACTOR FOR DIVERTICULAR BLEEDING: AN INTERIM ANALYSIS OF ONGOING STUDY

[Rosario Arena](#), Italy; A. Mussetto; B. Mario; A. Lisotti; O. Triossi

P0407
IMPARED HUMAN COLONIC CONTRACTILITY AND TOLL-LIKE RECEPTOR 4 EXPRESSION IN UNCOMPLICATED DIVERTICULAR DISEASE

[Michele P. L. Guarino](#), Italy; S. Carotti; S. Cocca; A. Altomare; S. Morini; M. Cicala

P0408
ASSESSMENT OF FECAL MICROBIOTA AND FECAL METABOLOME IN SYMPTOMATIC UNCOMPLICATED DIVERTICULAR DISEASE OF THE COLON

[Antonio Tursi](#), Italy; P. Mastromarino; D. Capobianco; W. Elisei; M. Picchio; G. Giorgetti; A. Micheli; G. Capuani; G. Brandimarte

Cell/molecular biology/pathology

Poster Session

10:30 - 17:00

Hall X5

Oesophageal, Gastric and Duodenal Disorders I

P0409
H19 NON CODING RNA-DERIVED MIR-6; ACTIVATED BY HELICOBACTER PYLORI, PROMOTES GASTRIC CANCER FORMATION AND RESISTANCE TO CISPLATIN BY DOWN-REGULATING FADD

[Jin Yan](#), China

P0410
HYDROTALCITE PROTECTS GASTRIC EPITHELIUM FROM DICLOFENAC-INDUCED INJURY BY UPREGULATING EGF-R, IGF-1 AND SURVIVIN: NEW MECHANISMS OF HYDROTALCITE'S PROTECTIVE ACTION AND THERAPEUTIC IMPLICATIONS

[Brigitte Havertz](#), Germany; A. Ahluwalia; M. K. Jones; A. S. Tarnawski

P0411
EXPRESSION OF ALPHA ACTININ-4 IN SPINDLE CELL CARCINOMA OF THE ESOPHAGUS

[Takuro Nakazawa](#), Japan; S. Nobusawa; I. Hayato; H. Yokoo; M. Yamada



P0412

THE ACTIVITY OF H⁺/K⁺-ATPASE IN BIOPSY MATERIAL OF PATIENTS WITH GASTRIC ULCEROlga Kharchenko, Ukraine; G. Shayakhmetova; O. Kostuk; O. Savchuk

P0413

IMAGING THE GLYCOME IN RAT STOMACH MUCOSA UNDER CONDITIONS OF ULCERATION AND PRETREATMENT WITH TRIPEPTIDE T-34Christina Nasadyuk, Ukraine; E. Sogomonyan; A. Yashchenko; O. Sklyarov

P0414

EFFECT OF TRIPEPTIDE T-34 ON SYALO- AND FUCOSE-SPECIFIC CARBOHYDRATE DETERMINANTS OF STOMACH MUCOSA IN INDOMETHACIN-INDUCED GASTRIC LESIONS IN RATSChristina Nasadyuk, Ukraine; A. Yashchenko; E. Sogomonyan; O. Sklyarov

P0415

THE ROLE OF STOMACH DIFFUSE NEUROENDOCRINE SYSTEM AND PROLIFERATION IN REALIZATION OF CORREA CASCADE IN DISEASES ASSOCIATED WITH HELICOBACTER PYLORIM. A. Osadchuk; A. A. Svistunov; Nataliya V. Kireeva, Russia; M. M. Osadchuk; K. S. Solodenkova

P0416

COLLAGEN PEPTIDES PREVENT THE STRESS-INDUCED ULCERATION BY REGULATING STRESS-ASSOCIATED ACTIVATION OF NEUROENDOCRINE AND IMMUNE SYSTEMSZanda V. Bakaeva, Russia; A. M. Surin; V. I. Torshin; Y. P. Starshinov; I. G. Kozlov; L. A. Andreeva; N. F. Myasoedov**Immunity and inflammation (not H. pylori)**P0417 **HIGH DIAGNOSTIC PERFORMANCE OF A NOVEL ASSAY FOR AUTOANTIBODIES AGAINST ATP4A AND ATP4B SUBUNITS OF GASTRIC PROTON PUMP H⁺,K⁺-ATPASE IN ATROPHIC BODY GASTRITIS PATIENTS**Edith Lahner, Italy; V. Lampasona; C. Brigatti; L. Piemonti; M. Carabotti; G. Scalsese; H. W. Davidson; J. M. Wenzlau; B. AnnibaleP0418 **FROM THYROID AUTOIMMUNITY DISEASE TO AUTOIMMUNE CHRONIC ATROPHIC BODY GASTRITIS: POSSIBLE PREDICTOR MARKERS**Maria Piera Panozzo, Italy; M. Franceschi; G. Baldassarre; A. Antico

P0419

WITHDRAWN

P0420

STUDY OF VARIATION BETWEEN THE ENDOSCOPIST, PATHOLOGIST AND THE BIOCHEMIST IN THE DIAGNOSIS OF CHRONIC FUNDAL ATROPHIC GASTRITIS: THERE IS NEED FOR DEFINITIVE GUIDELINESTariq Mahmood, United Kingdom

P0421

THE USE OF CANCER-ASSOCIATED AUTOANTIBODIES AS BIOMARKERS IN GASTRIC MALIGNANCIESZane Kalnina, Lithuania; I. Meistere; J. Kupcinskas; P. Zayakin; A. Pismennaja; L. Kupcinskas; L. V. Jonaitis; M. Leja; C.-Y. Wu; A. Line

P0422

ORAL INTAKE OF PURIFIED AQUEOUS SOLUTION OF OAT B-GLUCANS HAS NO EFFECT ON GASTRIC MUCOSA HISTOLOGICAL CHANGES IN PATIENTS WITH CHRONIC GASTRITIS: A PILOT PHASE II CLINICAL TRIALRafal Filip, Poland; S. Gudej; M. Juszcak; E. Lange; J. Harasym; D. Suchecka; K. Blaszczyk; J. Wilczak; J. Gromadzka-Ostrowska

P0423

THE PREVALENCE OF ANTI-PARIETAL CELL AND ANTI-INTRINSIC FACTOR ANTIBODIES, PEPSINOGENS AND GAS-TRIN-17 IN CORPUS-RESTRICTED GASTRITIS PATIENTSPetra Krike, Latvia; Z. Shums; D. Rudzite; I. Polaka; S. Isajevs; G. L. Norman; M. Leja

P0424

THE PREVALENCE OF AUTOIMMUNE GASTRITIS IN CAUCASIANS WITH GASTRIC ADENOCARCINOMAA. Urke; Petra Krike, Latvia; Z. Shums; D. Rudzite; I. Polaka; A. Sivins; I. Jelovskis; S. Isajevs; I. Bogdanova; V. Boka; U. Vikmanis; G.L. Norman; M. Leja

P0425

REDUCED 25-OH-VITAMIN D LEVELS IN PATIENTS WITH CHRONIC AUTOIMMUNE ATROPHIC GASTRITISF. Cavalcoli; Alessandra Zilli, Italy; S. Bernasconi; D. Conte; C. Ciafardini; S. Massironi**Upper GI and small intestinal bleeding**P0426 **PROGNOSIS OF ENDOSCOPIC HEMOSTASIS FOR THE GASTROINTESTINAL BLEEDING ULCER WAS DEPENDENT ON THE CHARACTERISTICS OF THE PATIENTS, BUT NOT ON CORRESPONDENCE OF THE MEDICAL STAFFS IN JAPAN**Okamoto Norihiro, Japan; Y. Sakata; K. Miyahara; S. Matsuura; N. Turuoka; T. Noda; K. Yamamoto; H. Kawakubo; K. Yamanouchi; R. Iwakiri; K. FujimotoP0427 **INFORMATIC ASSESSMENT OF BURDEN OF ANAEMIA POST UPPER GI BLEEDING IN AN UNIVERSITY HOSPITAL POPULATION**Neeraj Bhala, United Kingdom; D. McNulty; F. Evison; T. Read; N. Sharma; T. Iqbal

P0428

INCIDENCE, CLINICAL CHARACTERISTICS AND RISK FACTORS OF UPPER GASTROINTESTINAL BLEEDING IN PATIENTS ON DUAL ANTI-PLATELET THERAPY AFTER PERCUTANEOUS CORONARY INTERVENTION IN SOUTH CHINA

Zefeng Zhang, China; W. Sha; Q. Wang

P0429

SHORT-TERM USE OF GINKGO BILOBA INCREASE RISK OF UPPER GASTROINTESTINAL BLEEDING: A NATION-WIDE POPULATION-BASED CASE-CROSSOVER STUDY

Wen-Chieh Wu, Taiwan; B.-L. Yang; S.-K. Lin; H.-C. Lin; H.-Y. Hu; S.-Y. Lin; K. C. Fang; K. C. Fang; C.-H. Chang; Y.-H. Lai

P0430

CHADS₂ SCORE IS A PREDICTOR OF DELAYED BLEEDING AFTER ENDOSCOPIC SUBMUCOSAL DISSECTION FOR GASTRIC NEOPLASMS

Takuya Inoue, Japan; S. Ito; T. Shimizu; Y. Yokoyama; S. Ishii; A. Inoue

P0431

DIAGNOSTIC SCORES AS PREDICTORS OF OUTCOME IN PATIENTS WITH BLEEDING PEPTIC ULCERS

Ivan Budimir, Croatia; D. Kralj; N. Ljubicic; M. Nikolic; N. Barsic; G. Mirosevic; I. Budimir yr

P0432

MANAGEMENT OF ACUTE UPPER GASTROINTESTINAL HAEMORRHAGE IN A DISTRICT HOSPITAL

Shuann Shwana, United Kingdom; L. Alrubaiy

P0433

MEDICAL VERSUS ENDOSCOPIC TREATMENT OF OESOPHAGEAL VARICES IN LIVER CIRRHOSIS

Abd El Fatah Hanno, Egypt; H. F. Abo el Kheir; D. A. El Wazza; M. I. Ibrahim

P0434

PERFORMANCE OF THE GLASGOW BLATCHFORD SCORE IN UPPER GASTROINTESTINAL BLEEDING: FOR WHICH PATIENTS, FOR WHAT OUTCOME AND WITH WHICH THRESHOLD?

Nathalie Nayer, Belgium; V. Huberty; O. Le Moine; J. Deviere; A. Lemmers

P0435

APPROACH OF REBLEEDING IN UPPER GASTROINTESTINAL NON-VARICEAL HAEMORRHAGE

M. Ilie; V. Sandru; Alina Constantin, Romania; D. Tabacelia; I. Moro; G. Constantinescu

Upper GI motility disorders: Clinical

P0436 

AMBULATORY HIGH RESOLUTION OESOPHAGEAL MANOMETRY: A NOVEL TOOL TO INVESTIGATE NON-CARDIAC CHEST PAIN

E. Yazaki; P. Woodland; Joanne Ooi, United Kingdom; F. Hughes; S. L. Preston; D. Sifrim

P0437

HETEROGENEITY IN HIGH RESOLUTION MANOMETRY (HRM) AND AMBULATORY PH TESTING AROUND THE WORLD IN 2015

R. Sweis; M. Fox; Henriette Heinrich, Switzerland

P0438

ENDOSCOPIC MYOTOMY FOR ACHALASIA USING THE HOOK KNIFE FOR A PRECISE CIRCULAR MUSCLE CUT: EVALUATION OF THE SAFETY AND THE EFFECTIVENESS OF THE 132 FIRST CASES

Hélène Foisy, France; M. Pioche; S. Roman; A. Garro; J. Rivory; F. Mion; T. Ponchon

P0439

ENDOSCOPIC PYLOROMYOTOMY VIA GASTRIC SUBMUCOSAL TUNNEL DISSECTION: A PROMISING TECHNIQUE FOR GASTROPARESIS

K. He; L. Liu; M. Wang; X. Wang; Zhining Fan, China

P0440

OPTIMAL NUMBER OF MULTIPLE RAPID SWALLOWING DURING HIGH RESOLUTION OESOPHAGEAL MANOMETRY

Aurelio Mauro, Italy; A. Elvevi; D. Consonni; M. Franchina; D. Pugliese; A. Tenca; D. Conte; R. Penagini

P0441

MOTILITY AND OESOPHAGEAL CLEARANCE IN BARRETT'S OESOPHAGUS

R. Sweis; A. Raeburn; E. Athanasakos; N. Zarate-Lopez; L. B. Lovat; R. J. Haidry; M. Banks; Anton Emmanuel, United Kindom

P0442

STUDIES OF THE CLINICAL DIAGNOSTIC VALUE OF THE OESOPHAGEAL HYPERTENSIVE PERISTALSIS BASED ON QUESTIONNAIRE, OESOPHAGEAL RADIOGRAPHY AND HIGH RESOLUTION MANOMETRY

Kun Wang, China; L. Duan; Z. Xia; Z. Xu; Y. Ge

P0443

DOES BALLOON DILATATION AFFECT PER-ORAL ENDOSCOPIC MYOTOMY PROCEDURE?

Fatih Aslan, Turkey; Z. Akpınar; D.A. Yurtlu; M. Kucuk; I. Dogan; S. Bor; B. Unsal



P0444

ESOPHAGEAL SHORTENING IN HIGH RESOLUTION MANOMETRY: DOES IT MEAN ANYTHING?

Fermin Estremera Arevalo, Spain; I. Aresté Anduaga; A. Zúñiga Ripa; V. Fernandez de Pinedo; M. Fraile González; H. Leon; R. Iglesias Picazo; E. Albéniz Arbizu; S. Oquiñena Legaz

Reflux disease, pathogenesisP0445 **MACROPHAGE FUNCTIONAL ACTIVITY DEPENDING ON THE REFLUXATE TYPE IN GASTROESOPHAGEAL REFLUX DISEASE**

Svetlana Lyamina, Russia; S. Kalish; A. Paraskevova; O. Storonova; I. Maev; A. Trukhmanov; V. Ivashkin; I. Malyshev

P0446 **IMPAIRED MUCOSAL INTEGRITY IS PRESENT IN SOME REFRACTORY GORD PATIENTS: THE RELEVANCE OF THE REFLUXATE**

Charlotte Broers, Belgium; N. Pardon; B. Van Houtte; H. Vanheel; T. Vanuytsel; J. Tack; A. Pauwels; R. L. Farré Marti

P0447

DUODENAL EOSINOPHILIA AND POSTBRANDIAL DISTRESS SYNDROME ARE ASSOCIATED WITH AN INCREASED RISK OF NEW ONSET GASTROESOPHAGEAL REFLUX IN FUNCTIONAL DYSPEPSIA: PROSPECTIVE TEN YEAR FOLLOW-UP OF THE KALIXANDA STUDY

Jukka Ronkainen, Finland; P. Aro; L. Agréus; S.-E. Johansson; M. M. Walker; N. J. Talley

P0448

ESOPHAGO-GASTRIC JUNCTION MORPHOLOGY VARIABILITY DURING STANDARD MANOMETRIC PROTOCOL AND AFTER ESOPHAGEAL STIMULATION AND BODY CHANGE POSITION

Marco Della Coletta, Italy; F. Galeazzi; A. Ioannou; F. Torresan; E. Marabotto; P. Zentilin; N. De Bortoli; L. Surace; S. Marchi; C. Ogliari; M. Vecchi; A. Elvevi; A. Mauro; R. Penagini; S. Tolone; P. Iovino; V. Savarino; E. Savarino

P0449

INCREASED INTRA-BOLUS PRESSURE IS MORE COMMON IN PATIENTS WITH NON-CARDIAC CHEST PAIN THAN IN THOSE WITH HEARTBURN - A STUDY USING HIGH-RESOLUTION MANOMETRY

Marco Della Coletta, Italy; O. Bartolo; F. Galeazzi; E. Marabotto; G. Bodini; I. Martinucci; N. De Bortoli; S. Tolone; V. Savarino; E. Savarino

P0450

PREVALENCE RATE OF TYPE OF GASTROESOPHAGEAL JUNCTION IN PATIENTS WITH GASTROESOPHAGEAL REFLUX DISEASE (GERD) AND PATIENTS WITHOUT GERD

Alba Zúñiga Ripa, Spain; F. Estremera Arévalo; M. Fraile González; I. Aresté Anduaga; R. Iglesias Picazo

P0451

RELATIONSHIP BETWEEN GASTRIC ACCOMMODATION AND POSTPRANDIAL TRANSIENT LOWER OESOPHAGEAL SPHINCTER RELAXATIONS AND REFLUX EVENTS IN HEALTH AND GASTRO-OESOPHAGEAL REFLUX DISEASE/FUNCTIONAL DYSPEPSIA OVERLAP

Brecht Van Houtte, Belgium; C. Broers; T. Vanuytsel; N. Rommel; J. Tack; A. Pauwels

P0452

ACID SENSING ION CHANNELS AS TARGETS FOR THE MODULATION OF PAIN SENSATIONS IN GASTROESOPHAGEAL REFLUX DISEASE

G. Ulrich-Merzenich; A. Shcherbakova; O. Kelber; Heba Abdel-Aziz, Germany

P0453

RELEVANCE OF SLEEP DISTURBANCE TO THE INTEGRITY AND CHARACTERISTICS OF SECONDARY PERISTALSIS IN PATIENTS WITH GERD

Chien-Lin Chen, Taiwan; W.-Y. Lei; C.-H. Yi; T.-T. Liu; J.-S. Hung

P0454

INFLAMMATION MIGHT HAVE A ROLE IN EROSIVE ESOPHAGITIS BUT NOT IN NON-EROSIVE REFLUX DISEASE

Pelin Ergun, Turkey; S. Kipcak; M. Dondurmaci; E. Yildirim Sozmen; S. Bor

Reflux disease, treatmentP0455 **TJ-14 (HANGESHASHINTO) IMPEDES THE DEVELOPMENT OF REFLUX-INDUCED ESOPHAGEAL CANCER IN A SURGICAL RAT MODEL**

Tomoharu Miyashita, Japan; D. Matsui; I. Makino; H. Tajima; A. K. Ahmed; J. W. Harmon; T. Ohta

P0456 **IN VITRO AND EX-VIVO QUANTITATIVE ASSESSMENT OF LOCAL INTERACTIONS OF ANTACIDS WITH OESOPHAGEAL MUCOSA FOCUSED ON LAYER STABILITY AND RESISTANCE TO HCL PENETRATION: SIGNIFICANT THERAPEUTIC IMPLICATIONS**

Brigitte Havertz, Germany; R. Krastev

P0457 **THE EXCRETION OF PANTOPRAZOL IN HUMAN BREAST MILK**

Serhat Bor, Turkey; G. Yildiz Turkyilmaz; S. Karacaoglu; S. Kipcak; P. Ergun; E. Karasulu

P0458 **THE USE OF NON-ABLATIVE RF ENERGY (STRETTA) FOR THE TREATMENT OF GERD. TEN YEARS FOLLOW UP RESULTS**L. Dughera; [Giacomo Lo Secco](#), Italy; G. Catalano; F. Cisarò; M. Morino; M. Salizzoni; G. MontrucchioP0459 **RESPONSE TO TREATMENT WITH PROTON PUMP INHIBITORS (PPI) OF ATYPICAL SYMPTOMS DEPENDING ON THEIR COEXISTENCE WITH TYPICAL SYMPTOMS**
[Alba Zúñiga Ripa](#), Spain; F. Estremera Arévalo; I. Aresté Anduaga; R. Iglesias Picazo; M. Oreja ArrayagoP0460 **A NEW GASTRIC ACID SUPPRESSOR, "VONOPRAZAN" IS EFFECTIVE IN PROTON PUMP INHIBITOR-REFRACTORY REFLUX ESOPHAGITIS**H. Yamashita; [Atsushi Kanamori](#), Japan

P0461

ENDOSCOPIC NON-ABLATIVE RADIO FREQUENCY ENERGY TREATMENT (STRETTA®) FOR GASTROESOPHAGEAL REFLUX DISEASE - THE FIRST U.K. SINGLE CENTRE EXPERIENCE[Siby Punnoose](#), United Kingdom; R. Sathasivam; O. Reece-Bolton; A. Dhar; Y. Viswanath

P0462

THE CONCEIVED LIMITATIONS OF COMMONLY PRESCRIBED PROTON PUMP INHIBITORS IN THE TREATMENT OF GASTROINTESTINAL REFLUX DISEASE[Dan Carter](#), Israel; R. Dickman

P0463

HOW TO REDUCE THE FAILURE RATE OF NISSEN FUNDOPPLICATION? A PILOT STUDY ON A NOVEL SURGICAL APPROACH FOR GERD TREATMENT[Romeo Bardini](#), Italy; S. Rampado; A. Da Roit; S. De Gasperi; E. Savarino

P0464

CLINICAL YIELD OF USING COMMON REFLUX-SYMPTOM CORRELATION METHODS: A RETROSPECTIVE STUDY COMPARING THE DEMEESTER SCORE, SYMPTOM INDEX, AND SYMPTOMS ASSOCIATION PROBABILITY IN PATIENTS WITH GORDM. Adesanya; [Chirantha Premathilaka](#), United Kingdom; J. Jafari; I. Miah; T. Wong

P0465

A DOUBLE-BLIND, RANDOMIZED, MULTICENTER CLINICAL TRIAL INVESTIGATING THE EFFICACY AND SAFETY OF ESOMEPRAZOLE SINGLE THERAPY VERSUS MOSAPRIDE AND ESOMEPRAZOLE COMBINED THERAPY IN PATIENTS WITH EROSIVE REFLUX DISEASE[Ju Yup Lee](#), South Korea; S. K. Kim; K. B. Cho; J. G. Kwon; B. I. Jang

P0466

ANTI-REFLUX ENDOSCOPIC SURGERY FOR REFRACTORY GASTROESOPHAGEAL REFLUX DISEASE[Weon Jin Ko](#), South Korea; G. W. Song; J. Y. Cho**Oesophageal neoplasia: Clinical**P0467 **ENDOSCOPIC TREATMENT VS. SURGERY FOR HIGH-RISK EARLY ESOPHAGEAL CANCER**[Marek Kollar](#), Czech Republic; J. Krajcivova; J. Maluskova; E. Honsova; A. Pazdro; T. Harustiak; D. Kodetova; Z. Vackova; J. Spicak; J. Martinek

P0468

DEVELOPMENT AND VALIDATION OF A TRAINING MODULE ON THE USE OF ACETIC ACID CHROMOENDOSCOPY (AAC) TO DETECT BARRETT'S NEOPLASIA[Fergus J. Q. Chedgy](#), United Kingdom; K. Kandiah; G. Longcroft-Wheaton; P. Bhandari

P0469

A RANDOMIZED CONTROLLED STUDY COMPARING SEMI-COVERED STENTS VERSUS FULLY-COVERED STENTS OF A NOVEL DESIGN WITH REGARD TO STENT MIGRATION, IN PALLIATIVE TREATMENT OF OESOPHAGUS AND CARDIA CANCER[Jan Persson](#), Sweden; U. Smedh; Å. Johnsson; B. Ohlin; M. Sundbom; M. Nilsson; L. Lundell; E. Johnsson

P0470

LYMPHOVASCULAR INVASION MAY BE MORE RELEVANT TO NODAL METASTASES THAN SUBMUCOSAL MASSIVE INVASION IN EARLY-STAGE ESOPHAGEAL SQUAMOUS CELL CANCERS: A RETROSPECTIVE ANALYSIS IN 29 CASES
[Teppei Akimoto](#), Japan; O. Goto; Y. Kiguchi; Y. Mitsunaga; A. Fujimoto; Y. Ochiai; T. Maehata; T. Nishizawa; T. Uraoka; N. Yahagi

P0471

CLINICAL SIGNIFICANCE OF GLASGOW PROGNOSTIC SCORE FOR ESOPHAGEAL SQUAMOUS CELL CARCINOMA AFTER ESOPHAGECTOMY[Toshiaki Tanaka](#), Japan; S. Matono; N. Mori; H. Hino; K. Kadoya; R. Nishida; K. Saisho; Y. Akagi

P0472

MISSED OESOPHAGOGASTRIC CANCERS AT ENDOSCOPY, WHAT CAN WE LEARN FROM RETROSPECTIVE AUDIT?[Anna Cavazza](#), United Kingdom; V. Karunanithi; A. Vaziri; J. Deacon; D. L. Morris

P0473

THE OUTCOME OF ESOPHAGO-GASTRIC JUNCTIONAL ADENOCARCINOMA TREATED BY ESD AND ANALYSIS FOR THE RISK FACTOR OF LYMPH NODE METASTASIS[Akiko Takahashi](#), Japan; T. Oyama

Gastroduodenal neoplasia: ClinicalP0474 **CHARACTERISTICS AND RISK FACTORS FOR SOLITARY NON-AMPULLARY DUODENAL CARCINOMA**

Naomi Kakushima, Japan; H. Ono; H. Matsubayashi; K. Takizawa; M. Tanaka; N. Kawata; S. Ito; K. Imai; K. Hotta; H. Ishiwatari

P0475

EFFECT OF VONOPRAZAN IN ARTIFICIAL ULCER HEALING AFTER GASTRIC ENDOSCOPIC SUBMUCOSAL DISSECTION

Yohei Horikawa, Japan; H. Mizutamari; N. Mimori; Y. Kato; S. Fushimi; S. Okubo

P0476

THE CORRELATION BETWEEN HISTOLOGICAL GASTRITIS STAGING – "OLGA/OLGIM" AND SEROLOGICAL PEPSINOGEN TEST IN RISK ASSESSMENT OF GASTRIC CANCER IN CHINA

Xiaoteng Wang, China; B. Lu; S. Zhang; C. Y. Chen; M. Zhang

P0477

UPCOMING PARADIGM SHIFT OF GASTRIC CANCER RISK: INCREASE OF H. PYLORI NEGATIVE GASTRIC CANCER AND THEIR RISK FACTORS

Su Nam, South Korea; S. W. Jeon; H. Y. Park

P0478

NEGATIVE PATHOLOGIC RESULTS AFTER GASTRIC ENDOSCOPIC SUBMUCOSAL DISSECTION

R. Daegon; D. Kang; H. Kim; C. Choi; S. Park; S. Kim; H. Nam; S. Lee; J. Cho; Jungmin Park, South Korea; K. Oh

P0479

EFFICACY AND SAFETY OF A PATIENT-POSITIONING DEVICE (EZ-FIX) FOR ENDOSCOPIC SUBMUCOSAL DISSECTION OF GASTRIC EPITHELIAL NEOPLASM

Sungik Pyeon, South Korea; D. W. Ha; C. J. Park; C. H. Park; B. E. Lee; G. H. Kim; G. A. Song

P0480

USEFULNESS OF A NOVEL MAGNIFYING LCI WITH INDIGO CARMINE DYE IN THE DIFFERENTIAL DIAGNOSIS OF GASTRIC SMALL DEPRESSIVE LESIONS

Yoshiyasu Kitagawa, Japan; T. Hara; T. Suzuki; T. Yamaguchi

P0481

NEUTROPHIL LYMPHOCYTE RATIO VERSUS PLATELET LYMPHOCYTE RATIO IN PREDICTION OF SURVIVAL IN PATIENTS WITH GASTRIC ADENOCARCINOMA

Salih Gundogdu, Turkey; B. Yildiz; M. Tez

P0482

THE INCIDENCE OF SYNCHRONOUS AND METACHRONOUS CANCERS AFTER ESD FOR UNDIFFERENTIATED-TYPE EARLY GASTRIC CANCER COMPARED TO AFTER ESD FOR DIFFERENTIATED-TYPE

Yuji Miyamoto, Japan; T. Yoshio; J. Fujisaki

P0483

EARLY GASTRIC CANCER WITH MIXED HISTOLOGICAL COMPONENTS IS HIGH-RISK FOR LYMPH NODE METASTASIS

Akinori Shimayoshi, Japan; S. Yamamoto; K. Kozumi; E. Kimura; E. Yoshida; F. Sano; C. Torizumi; T. Eri; M. Horie; K. Iwahashi; D. Nakamatsu; M. Murata; M. Miyazaki; E. Satoshi; M. Oshita

P0484

WITHDRAWN

P0485

ANALYSIS OF PREDICTIVE FACTORS FOR VARIATION OF NEUTROPHIL COUNT DURING GASTROINTESTINAL CANCER CHEMOTHERAPY USING REAL WORLD DATA.

Daisuke Yamaguchi, Japan; K. Taneishi; M. Hamanaka; Y. Mori; M. Kanai; S. Matsumoto; M. Muto; Y. Okuno

P0486

POTENTIAL ROLE OF MICRORNA-375 IN THE DIAGNOSIS OF CANCERS: A META-ANALYSIS

Jin Yan, China

P0487

CLINICAL OUTCOMES OF ENDOSCOPIC SUBMUCOSAL DISSECTION IN PATIENTS WITH EARLY GASTRIC CANCER UNDER 40 YEARS OLD

Kyu Yeon Hahn, South Korea; S. K. Lee; C. H. Park; H. Chung; J. C. Park; Y. H. Youn; S. K. Shin; Y. C. Lee

P0488

FEASIBILITY OF COLD SNARE POLYPECTOMY FOR MULTIPLE DUODENAL ADENOMAS IN PATIENTS WITH FAMILIAL ADENOMATOUS POLYPOSIS: A PILOT STUDY

Kenta Hamada, Japan; Y. Takeuchi; H. Ishikawa; Y. Tonai; N. Matsuura; Y. Ezo; R. Ishihara; Y. Tomita; H. Iishi

P0489

ORAL HEALTH-RELATED BEHAVIOR AMONG CANCER SURVIVORS IN KOREA USING POPULATION-BASED NATIONWIDE SURVEY

Mi Ah Han, South Korea; M. G. Oh; J. Park; S. Y. Ryu; S. W. Choi

P0490

GASTROINTESTINAL STROMAL TUMORS TREATED WITH CURATIVE INTENT

Filipa Ávila, Portugal; R. Vale Rodrigues; J. P. da Silva; I. Francisco; C. Albuquerque; A. Dias Pereira

Treatment

Poster Session

10:30 - 17:00

Hall X5

H. Pylori IP0491  **CHANGES OF INTESTINAL MICROBIOTA AFTER HELICOBACTER PYLORI ERADICATION THERAPY**Dilyara Safina, Russia; S. R. Abdulkhakov; T. Grigoryeva; B. Kovarsky; D. Khusnutdinova; M. Markelova; R. A. Abdulkhakov; V. Chernov

P0492

HIGH DOSE CAM WITH VONOPRAZAN (P-CAB) PLUS AMX REGIMEN IS THE STRONGEST H.PYLORI ERADICATION TRIPLE THERAPY REGIMENS TO IMPROVE SUCCESS RATE OF CAM BASED REGIMENSTakuji Yamasaki, Japan; M. Owari; Y. Tokai; Y. Amano; H. Nakashima; N. Sakaki; M. Yoshida

P0493

EFFICACY OF VONOPRAZAN BASED NEW HELICOBACTER PYLORI ERADICATION THERAPYYu Sato, Japan; K. Yamamoto; M. Mori; A. Asakura; Y. Kawasaki; T. Tokuda; M. Matsushita; H. Saiki; Y. Tokuda; Y. Onishi; A. Ishimi; T. Kawai; M. Hamano; M. Chiba; K. Maeda; N. Tatsumi; T. Ito

P0494

HIGH DOSE ONE WEEK TRIPLE THERAPY FOR H.PYLORI INFECTIONBenedict Porter, United Kingdom; L. Lim; R. Logan

P0495

THE EFFECTIVENESS OF VONOPRAZAN-BASED H.PYLORI ERADICATION THERAPY IN OUR HOSPITALSeita Kataoka, Japan; H. Osumi; J. Fujisaki; K. Miki

P0496

EFFICACY OF RIFABUTIN-BASED TRIPLE THERAPY FOR HELICOBACTER PYLORI ERADICATION AS A RESCUE THERAPYCheng Yu Lin, Taiwan; C.-J. Kuo; C.-T. Chiu; M.-Y. Su

P0497

EFFICACY OF 7-DAY BISMUTH-BASED QUADRUPLE THERAPY VERSUS 14-DAY MOXIFLOXACIN-BASED TRIPLE THERAPY FOR SECOND-LINE TREATMENT OF HELICOBACTER PYLORI INFECTIONSung Eun Kim, South Korea; J. H. Roh; M. I. Park; S. J. Park; W. Moon; J. H. Kim; K. Jung; J. Lee; G. H. Jang**H. pylori-associated malignancy**

P0498

CLINICOPATHOLOGICAL FEATURES OF HELICOBACTER PYLORI-NEGATIVE EARLY GASTRIC CANCERKohei Matsumoto, Japan; H. Ueyama; A. Nagahara; Y. Akazawa; H. Komori; T. Takeda; K. Matsumoto; D. Asaoka; M. Hojo; T. Yao; S. Watanabe

P0499

IMPLEMENTATION OF A CLINICAL-ENDOSCOPIC-PATHOLOGICAL -INDEX (CEPIX) FOR ESTIMATING THE RISK OF SPORADIC NON-CARDIA GASTRIC CARCINOMA IN DYSPEPTIC PATIENTS AND GASTRITIS ASSOCIATED WITH INFECTION BY HELICOBACTER PYLORI IN A CLINICAL SETTING. A PROPOSALGabriel Arismendi-Morillo, Venezuela; I. Hernandez; M. Lizarzabal; E. Mengual; G. Romero

P0500

USEFULNESS OF THE MAGNIFYING ENDOSCOPY WITH NARROW-BAND IMAGING FOR THE DETECTION OF TUMOR DEMARCATON IN EARLY GASTRIC CANCERS AFTER HELICOBACTER PYLORI ERADICATIONYoichi Akazawa, Japan; H. Ueyama; A. Nagahara; H. Komori; T. Takeda; K. Matsumoto; K. Matsumoto; D. Asaoka; M. Hojo; T. Yao; S. Watanabe

P0501

THE IMPACT OF HELICOBACTER PYLORI INFECTION ON THE RISK OF ADVANCED COLORECTAL NEOPLASM IS DIFFERENT BY AGE GROUPHyunsung Park, South Korea; J. J. Park; Y. M. Park; S. J. Baik; D. H. Jung; Y. H. Yoon; J. H. Kim; H. Park

P0502

LONG-TERM FOLLOW UP OF PEPSINOGEN I/II RATIO AFTER HELICOBACTER PYLORI ERADICATIONSu Nam, South Korea; S. W. Jeon; H. Y. Park; Y. H. Kwon

P0503

PERSISTENT HELICOBACTER PYLORI INFECTION AND OLD AGE ARE RISK FACTORS FOR METACHRONOUS RECURRENCE AFTER ENDOSCOPIC SUBMUCOSAL DISSECTION OF EARLY GASTRIC CANCERC. Chung; Jun-Won Chung, South Korea; D. K. Park; S. Y. Kim; K. A. Kwon; K. O. Kim; Y. J. Kim

P0504

CLINICOPATHOLOGICAL CHARACTERISTICS OF GASTRIC CANCER DETECTED AFTER SUCCESSFUL HELICOBACTER PYLORI ERADICATIONNaomi Kakushima, Japan; H. Ono; K. Takizawa; M. Tanaka; N. Kawata; S. Ito; K. Imai; K. Hotta; H. Ishiwatari; H. Matsubayashi

P0505

DOWN-REGULATION OF LNCRNA NR_033122 REPRESSES VPS11 EXPRESSION BY EPIGENETIC MODULATION IN H. PYLORI-RELATED GASTRIC CARCINOMA
Yini Dang, China; G. Zhang

P0506

LINE-1 HYPOMETHYLATION IS A RARE EVENT IN PRE-NEOPLASTIC STAGES OF GASTRIC CARCINOGENESIS
Juozas Kupcinskias, Lithuania; R. Steponaitiene; C. Langner; J. Skieceviciene; L. Kupcinskias; P. Malfertheiner; A. Link

P0507

GISTAR PILOT STUDY: GROUP DESCRIPTION AND PRE-LIMINARY RESULTS
Marcis Leja, Latvia; A. Rudule; J. Y. Park; R. Murillo; I. Liepniece-Karele; S. Isajevs; I. Kikuste; D. Rudzite; P. Krike; S. Parshutin; I. Polaka; A. Kirsners; D. Santare; I. Daugule; R. Herrero

P0508

INFECTIOUS AGENTS AND COLORECTAL CANCER: ANY IMPLICATION OF HELICOBACTER PYLORI?
Elisa Soares, Portugal; M. Gravito-Soares; C. Lérias; C. Sofia

Small intestinal immunology, immunity and inflammation

Poster Session

10:30 - 17:00

Hall X5

Small Intestinal I

P0509

**DIFFUSION-WEIGHTED MAGNETIC RESONANCE FOR ASSESSING ILEAL CROHN'S DISEASE FIBROTIC STE-
 NOSIS: VALIDATION TROUGH COMPARISON WITH THE
 PATHOLOGIC SCORE OF SURGICAL SPECIMENS**
 I. Angriman; C. La Cognata; A. Caruso; R. D'Inca; C. Bortolato; Giovanni Tagliente, Italy; G. C. Sturniolo; R. Bardini; M. Scarpa

P0510

WITHDRAWN

P0511

THE ROLE OF ZONULIN AND HAPTOGLOBIN GENOTYPE IN TYPE 1 DIABETES
Hasan Ahmad Al-Saffar, Sweden; C. Sturgeon; R. Freire; A. Fasano

P0512

**WNT SIGNALING ACTIVATION IN THE GUT ANTI-IN-
 FLAMMATORY PROCESS DRIVEN BY THE HERBAL
 PREPARATION, STW5**
Thomas Bertalot, Italy; S. Schrenk; N. Facchinello; T. Skobo; C. Cenzi; L. Dalla Valle; H. Abdel-Aziz; R. Di Liddo

P0513

PROTECTIVE EFFECT OF URSODEOXYCHOLIC ACID AGAINST CHEMOTHERAPY-INDUCED MUCOSITIS
Seung Han Kim, South Korea; H. J. Chun; S. Y. Lee; B. K. Choi; J. M. Lee; J. M. Lee; I. K. Yoo; H. S. Choi; E. S. Kim; B. Keum; Y. T. Jeon; H. S. Lee; C. D. Kim

P0514

EXPERIENCE WITH NALOXONE HYDROCHLORIDE FOR THE TREATMENT OF ACUTE COLONIC PSEUDOObSTRUCTION
Vijay Sharma, India; R. Sharma; V. Vaishnav

P0515

ARE NUTRITIONAL BEHAVIOR, LIFESTYLE-FACTORS AND ANTIBIOTICS RISK FACTORS OF SMALL BOWEL BACTERIAL OVERGROWTH (SIBO)?
 K. Gewecke; C. von Castell; S. Nannen-Ottens; J. Keller; P. Layer; Viola Andresen, Germany

P0516

**A VALIDATION STUDY: INSERTION DEPTH MEASURE-
 MENT IN SINGLE BALLOON ENTEROSCOPY IN PORCINE
 MODEL. CORRELATION WITH CAPSULE ENDOSCOPY**
Isis Araujo, Spain; G. Fernández-Esparrach; G. Gómez; C. Rodriguez de Miguel; C. Romero; G. Martínez-Pallí; D. Capitán; O. Sendino; A. Gines; J. Llach; B. González-Suárez

Celiac disease (adult)

P0517

DIAGNOSIS OF CELIAC DISEASE WITHOUT DUODENAL BIOPSY IN ADULTS WITH POSITIVE SEROLOGY TESTING
Gianluca Ianiro, Italy; L. Valerio; S. Pecere; G. L. Scaglione; D. Arciuolo; S. Bibbò; R. Ricci; E. Capoluongo; A. Gasbarrini; G. Cammarota

P0518

GENETIC VARIANTS ASSOCIATED WITH ANAEMIA IN ADULT COELIAC PATIENTS: THE ROLE OF Tmprss6 AND HFE
Nicola Imperatore, Italy; R. Tortora; L. De Falco; P. Capone; M. S. Bruno; N. Gerbino; N. Caporaso; A. Iolascon; A. Rispo

P0519

FODMAPS FREE DIET: AN EFFECTIVE SOLUTION FOR SYMPTOMATIC COELIAC PATIENTS ON GLUTEN FREE DIET
Nicola Imperatore, Italy; A. Rispo; P. Capone; F. Castiglione; N. Gerbino; L. Lucci; G. Accarino; N. Caporaso; R. Tortora

P0520

**VALUE OF FOLLOW-UP CONTROL BIOPSY AND SIGNIF-
 ICANCE OF INCOMPLETE MUCOSAL RECOVERY CELIAC
 DISEASE**
Henna Pekki, Finland; K. Kurppa, M. Maki, H. Huhtala, K. Laurila, P. Collin, K. Kaukinen



P0521
MARKERS OF INNATE IMMUNITY AND GUT PERMEABILITY IN COELIAC DISEASE PATIENTS WITH PERSISTENT SYMPTOMS ON A GLUTEN-FREE DIET
Pilvi Laurikka, Finland; K. Lindfors, M. Oittinen, H. Huhtala, K. Kurppa, K. Kaukinen

P0522
THE LIVER IN CELIAC DISEASE: A MOROCCAN SINGLE CENTER EXPERIENCE
Hind Zeily, Morocco; I. Benelbarhdadi; F. Z. Ajana; R. Afifi; A. Essaid

P0523
SERUM 25-HYDROXYCHOLECALCIFEROL LEVELS AT CELIAC DISEASE PRESENTATION PREDICT BONE MINERAL DENSITY RECOVERY AFTER GLUTEN EXCLUSION
Konstantinos Efthymakis, Italy; M. Serio; R. Sanelli; A. Milano; A. Bonitatibus; F. Laterza; M. Neri

P0524
CLINICAL OUTCOME OF PATIENTS WITH RAISED INTRAEPITHELIAL LYMPHOCYTES (IELS) WITH NORMAL VILLOUS ARCHITECTURE ON DUODENAL BIOPSY
Vikrant Parihar, Ireland; R. Stack; A. Alakkari; S. Crowther; D. McNamara

P0525
COMPARING DIETITIAN-LED GROUP CLINICS TO INDIVIDUAL APPOINTMENTS FOR NEWLY DIAGNOSED PATIENTS WITH COELIAC DISEASE (CD)
Matthew Kurien, United Kingdom; N. Trott; F. Branchi; D. S. Sanders

Obesity

Poster Session

10:30 - 17:00

Nutrition I

Hall X5

P0526 
CIRCULATING MICRORNA ASSOCIATED WITH VISCERAL OBESITY: A POSSIBLE BIOMARKER OF DIGESTIVE CANCERS
Juntaro Matsuzaki, Japan; R. Shimizu-Hirota; H. Tadokoro; Y. Iwao; T. Ochiya

P0527
INDIVIDUALIZED RESPONSES TO LIFESTYLE INTERVENTIONS CAN BE PREDICTED BY GUT MICROBIOTA
David Alejandro Muniz-Pedrogo, USA; B. A. Schmidt; M. D. Jensen; J. A. Murray; P. C. Kashyap; V. Nehra

P0528
ENDOGASTRORIO CLINIC EXPERIENCE IN THE TREATMENT OF EXCESS WEIGHT USING THE SPATZ3 BALLOON
Ricardo Jose Fittipaldi-Fernandez, Brazil; C. F. Diestel; M. Passos Galvão Neto

P0529
ASPIREASSIST AS A TOOL TO TREAT OBESITY: 1, 2 AND 3 YEAR RESULTS TO DATE IN 100-SUBJECT ONGOING MULTI-CENTER POST-MARKET STUDY
Ezven Machytka, Czech Republic; H. Forssell; E. Noreen; R. Turro; T. Bammer; P. A. Testoni; V. Fehlert

P0530
COMBINATION OF OMEGA-3 FATTY ACIDS WITH ALIVE PROBIOTIC ARE SUPERIOR THAN PROBIOTIC ALONE FOR NAFLD PREVENTION
Nazarii Kobyljak, Ukraine; T. M. Falalyeyeva; P. Bodnar; T. Beregova; L. I. Ostapchenko

Nutrients and gut function

P0531 
IMPACT OF BODY MASS INDEX AND BODY COMPOSITION ON LUNG FUNCTION IN ADULT PATIENTS WITH CYSTIC FIBROSIS AFTER LUNG TRANSPLANTATION
Katharina Stauer, Austria; S. Harm; E. Halilbasic; P. Hillebrand; P. Jaksch; W. Klepetko; M. Trauner; L. Kazemi-Shirazi

P0532
COMORBID FUNCTIONAL DYSPEPSIA AND PSYCHOLOGICAL SYMPTOM SEVERITY ARE INDEPENDENTLY ASSOCIATED WITH HIGHER GASTROINTESTINAL SYMPTOM SCORES AFTER A LACTULOSE NUTRIENT CHALLENGE TEST IN IBS
Daniel Pohl, Switzerland; L. Van Oudenhove; H. Törnblom; L. Oehmann; B. Le Nevé; J. Tack; M. Simrén

P0533
PROTON PUMP INHIBITORS - A RISK FOR MICRONUTRIENT DEFICIENCY. BUT ARE WE LOOKING OUT FOR THIS?
Tareq El Menabawey, United Kingdom; S. Druzewski; S. Phillpotts; R. Preedy; K. Besherdas

P0534
A CROSS SECTIONAL STUDY ON THE MILK CONSUMPTION IN SOUTHERN ITALY
Fabiana Zingone, Italy; C. Bucci; P. Iovino; C. Ciacci

P0535
NUTRITIONAL DEFICIENCIES IN PATIENTS WITH CHRONIC ATROPHIC AUTOIMMUNE GASTRITIS
Alessandra Zilli, Italy; F. Cavalcoli; I. Fanetti; C. Ciafardini; D. Conte; S. Massironi

Paediatric gastro-duodenal disorders (NOT *H. pylori*)**Poster Session**

10:30 - 17:00

Hall X5

Paediatric: Upper GI

P0536

CO-MORBIDITIES IN ADOLESCENTS WITH CELIAC DISEASE: FINDINGS FROM A POPULATION-BASED COHORT
Amit Assa, Israel; Y. Frenkel-Nir; L. Katz; R. Shamir

P0537

ETHNIC DISPARITIES IN PHENOTYPE AND HISTOPATHOLOGY PROFILE IN CHILDREN WITH CELIAC DISEASE
Efrat Broide, Israel; B. Yerushalmi; S. Vosco; S. Matalon; H. Shirin

P0538

ANTHROPOMETRIC MEASURES AND PREVALENCE TRENDS IN ADOLESCENTS WITH CELIAC DISEASE: A POPULATION BASED CROSS SECTIONAL STUDY
Amit Assa, Israel; Y. Frenkel-Nir; Y. Leibovici-Weissman; L. Katz; Z. Levi; R. Shamir

Paediatric *H. pylori*

P0539

CLINICAL PRESENTATION OF CELIAC DISEASE AND ESPGHAN CELIAC DISEASE GUIDELINES RETROSPECTIVE REAL-TIME APPLICATION IN A SINGLE-CENTER EUROPEAN PEDIATRIC POPULATION: A 10 YEARS EXPERIENCE
 A. R. Di Biase; G. Marasco; A. Colecchia; M. G. Berardi; F. Ravaioli; L. Iughetti; Davide Feste, Italy

P0540

SMALL INTESTINAL BACTERIAL OVERGROWTH AMONG CHILDREN WITH GASTRO-ESOPHAGEAL REFLUX AND NONCELIAC GLUTEN SENSIVITY
Oana Belej, Romania; L. Olariu; I. Simedrea; T. Marcovici; O. Marginean

Celiac disease (paediatric)

P0541

LINKED COLOR IMAGING COMBINE MAGNIFY ENDOSCOPY FOR HELICOBACTER PYLORI INFECTION AND INTESTINAL METAPLASIA: A PIONEER STUDY WITH PRELIMINARY RESULT IN TAIWAN
Tsung-Hsing Chen, Taiwan; C.-T. Chiu

P0542

HELICOBACTER PYLORI VIRULENCE GENES MAY DETERMINE CLINICAL OUTCOME AND GASTRIC PATHOLOGY AMONG INFECTED EGYPTIAN CHILDREN
Sana Barakat, Egypt; N. Baddour; R. Harfoush; A. Hasab El-Naby

P0543

ROLE OF THE GLUTEN-FREE DIET ON NEUROLOGICAL-ELECTROENCEPHALOGRAPHY FINDINGS AND SLEEP DISORDERED BREATHING IN CHILDREN WITH CELIAC DISEASE
Chiara Maria Trovato, Italy; P. Parisi; M. Montuori; C. Anania; A. Ferretti; M. Arena; F. Valitutti; M. P. Villa; S. Cucchiara

P0544

SMALL INTESTINAL BACTERIAL OVERGROWTH IN CYSTIC FIBROSIS: EPIDEMIOLOGY, SYMPTOMS AND A CLINICAL TRIAL WITH RIFAXIMIN
 A. De Alessandri; Manuele Furnari, Italy; M. Bassi; M. Haupt; R. Haupt; P. Ganduglia; A. Calvi; F. Bagnasco; G. Romanisio; V. Savarino; L. Minicucci

P0545

GASTRITIS AND HELICOBACTER PYLORI INFECTION IN CHILDREN WITH NEWLY DIAGNOSED CELIAC DISEASE
Marcin Banasiuk, Poland; A. Szaffarska-Poplawska; A. Mantei; A. Mazan; M. Mitrowski; A. Gawronska; P. Albrecht; A. Banaszkiwicz

Malabsorption syndromes, food enteropathies and other small intestinal disorders (paediatric)

P0546

ARE LYMPHOID FOLLICLES IN CHILDREN WITH IDIOPATHIC GASTRITIS MUCH MORE COMMON THAN PREVIOUSLY THOUGHT?
Efrat Broide, Israel; V. Richter; S. Mendlovic; H. Shirin

P0547

FRUCTOSE SENSITIVITY - AND NOT FRUCTOSE MALABSORPTION - CORRELATE WITH THE CLINICAL SYMPTOMS REPORTED BY CHILDREN WITH CHRONIC ABDOMINAL PAIN?
Veronika Hammer, Austria; K. Hammer; K. Hammer; J. Hammer

P0548

HOW DO THE MATERNAL AND NEWBORNS PARAMETERS INFLUENCE THE CHILDREN'S BIRTH WEIGHT?
Cristina Oana Marginean, Romania; C. Marginean; L. Melit; M.O. Marginean



Paediatric nutrition

P0549

TIMING OF SYMPTOMS DURING AND AFTER THE FRUCTOSE HYDROGEN BREATH TEST IN CHILDREN WITH CHRONIC ABDOMINAL PAINKatharina Hammer, Austria; V. Hammer; K. Hammer; J. Hammer

Poster Session

10:30 - 17:00

Hall X5

Clinical Cases: IBD and Colon



CC01

HYPERHOMOCYSTEINEMIA, ISCHEMIC STROKE AND CROHN'S DISEASE: IS THERE A LINK?Farouk Benmediouni, Algeria; A. Tebaibia

CC02

MILIARY TUBERCULOSIS IN CROHN'S DISEASE. A COMPLICATION OF THE IMMUNOSUPPRESSIONCarvalho Liliana, Portugal; M. A. Túlio; J. Rodrigues; S. Marques; S. Santos; T. Bana e Costa; C. Chagas

CC03

LYMPHOMATOID GRANULOMATOSIS (LYG) ASSOCIATED WITH AZATHIOPRINE THERAPY IN CROHN'S DISEASE. A RARE SIDE-EFFECTG. Theocharis; Chrisostomos Tsolias, Greece; G. Tsiaousis; V. Lazaris; E. Tzouvara; M. Kyriakopoulou; K. Thomopoulos

CC04

ANTI-TUMOR NECROSIS FACTOR AND LATENT TUBERCULOSIS: A CASE OF PROPHYLAXIS AND EFFECTIVE THERAPY FAILUREDiana Martins, Portugal; P. Sousa; J. Pinho; P. Crespo; R. Araújo; E. Cancela; A. Castanheira; A. Silva; C. Casimiro; P. Ministro

CC05

SNEDDON-WILKINSON'S DISEASE AND OTHER NEUTROPHILIC DERMATOSIS IN IBDAimen Belaïd, Belgium; M. M. Bruneau; M. Shapira; B. Devroey; J. M. Ghilain

CC06

C.DIFFICILE-ASSOCIATED POUCHITIS AFTER TOTAL COLECTOMYAnatoly Ulyanin, Russia; E. Poluektova; V. Ivashkin; O. Shifrin; A. Tertychnyy; D. Fyodorov; A. Ivanova

CC07

AN ADVERSE TATTOO REACTIONSam Smith, United Kingdom; A. Dhaliwal; S. Shah; N. Hudson

CC08

CLOSURE OF AN INTESTINAL PERFORATION WITH AN AUTOLOGOUS FAT PLUG IN A MAN WITH CROHN'S DISEASEYuyong Tan, China; D. Ou; X. Wang; D. Liu

CC09

A THE CASE OF COLITIS WITH ULCERATIVE COLITIS-LIKE ENDOSCOPIC APPEARANCE ASSOCIATED WITH JUVENILE POLYPOSIS-HEREDITARY HEMORRHAGIC TELANGIECTASIA SYNDROME AND SMAD4 MUTATIONSSakae Mikami, Japan; Y. Yamashita

CC10

RECTAL ISCHEMIA MIMICKING A TUMOR MASSMarco Silva, Portugal; A. Peixoto; J. A. Sarmiento; G. Macedo

CC11

A CASE OF COLLISION TUMOR AT ASCENDING COLON INVOLVEMENT IN 65-YEAR-OLD FEMALEHee Yun Ryu, South Korea; S. H. Kim; Y. S. Park

CC12

A RARE CAUSE OF INTESTINAL OBSTRUCTIONJuliana Pinho, Portugal; P. Sousa; D. Martins; E. Cancela; R. Araújo; A. Castanheira; P. Ministro; A. Silva

CC13

SYNCHRONOUS PRIMARY ANORECTAL MELANOMA AND COLONIC ADENOCARCINOMA: A CASE REPORTRafaela Vasconcelos Loureiro, Portugal; V. Borges; R. V. Rodrigues; T. Capela; C. Bernardes; M. J. Silva; P. Russo; M. Oliveira; M. Mendes; P. Duarte

CC14

5 YEARS AFTER CURATIVE TREATMENT FOR NEURO-BLASTOMA: ANTI-HU MEDIATED COLONIC DYSMOTILITY AND PSEUDOACHALASIA

Radha Gadhok, United Kingdom; K. Frykos;
N. Zarate-Lopez

CC15

ISCHEMIC COLITIS ASSOCIATED WITH MESENTERIC PANNICULITIS

João Pinto, Portugal; R. Azevedo; H. Ribeiro; C. Leitão;
A. Caldeira; E. Pereira; A. Bahudo

CC16

PERIANAL PAGET'S DISEASE

Marco Silva, Portugal; A. Albuquerque; M. Silva; C.
Lisboa; G. Macedo

CC17

GASTROINTESTINALLY MEDIATED FOOD ALLERGY (GMA) CAUSING SPONDYLARTHROPATHY-LIKE DISEASE

Martin Raithe, Germany; R. Rieker; F. Vitali; J. Kressel;
M. F. Neurath; H. Baenkler; S. Finzel

CC18

POST-INFECTIOUS CHRONIC INTESTINAL PSEUDO-OBSTRUCTION DUE TO NEUROLYSIS OF MYOENTERIC PLEXUS

Diana Martins, Portugal; P. Sousa; J. Fernandes; R.
Araújo; E. Cancela; A. Castanheira; P. Ministro; A. Silva

CC19

DIAGNOSTIC APPROACH OF INTESTINAL TUBERCULOSIS: RISING INCIDENCE IN HIGH-RISK POPULATIONS

Mitsuhiro Kaneto, Japan; M. Ito; S. Saito; M. Fujii; S.
Ishiyama; A. Fujiwara; J. Nasu; M. Yoshioka; S. Junji

CC20

SERONEGATIVE INTESTINAL VILLOUS ATROPHY: A DIAGNOSTIC CHALLENGE

Claudio Martins, Portugal; C. Teixeira; É. Gamito; A. P.
Oliveira

Focus on original research: Posters in the Spotlight



Up to 6 posters featuring hot topic research will be presented in the Posters in the Spotlight Sessions at the E-Poster Terminal in the **E-Poster Lounges** in Hall X4.

A following discussion is led by two moderators and experts in the field. At the end of each session, the Oral Free Paper Prize will be awarded to the best presenter.

E-Posters will be published on
www.ueg.eu/week/24-7

Poster Sessions by Day Tuesday, October 18, 2016

Posters in the Spotlight

10:30 – 12:00

E-Poster Lounge 1

Imaging and interventional radiology in liver diseases

Chairs: Laurent Castera, France



P0598

THE ROLE OF TIPS IN THE MANAGEMENT OF LIVER TRANSPLANT CANDIDATES

Lukas Unger, Austria; T. Stork; S. Maschke; M. Pawloff; T. Bucsecs; S. Rasoul-Rockenschaub; M. Trauner; T. Reiberger; T. Soliman; G.A. Berlakovich

P0600

OBLITERATION OF PORTOSYSTEMIC SHUNTS IMPROVES HEPATIC FUNCTIONAL RESERVE

Nobuo Waguri, Japan; A. Osaki; M. Sato; M. Ogawa; A. Kimura; T. Aiba; O. Yoneyama; K. Furukawa; K. Igarashi

P0601

CONTRAST ENHANCED ULTRASOUND AS A FIRST LINE IMAGING METHOD IN THE EVALUATION OF FLL IN DAILY PRACTICE. A LARGE MONOCENTRIC EXPERIENCE

Tudor Moga, Romania; C. Ivascu-Siegfried; C. Pienar; A. Popescu; R. L. D. Sirli; M. Danila; I. Sporea

P0602

EVALUATION OF LIVER FIBROSIS USING TRANSIENT ELASTOGRAPHY IN NONALCOHOLIC STEATOHEPATITIS (NASH) PATIENTS

Ruxandra G. Mare, Romania; I. Sporea; A. Popescu; R. L. D. Sirli; A. Sima; R. Timar

P0603

LIVER AND SPLEEN STIFFNESS ASSESSED BY TRANSIENT ELASTOGRAPHY AND REAL-TIME 2D SHEAR WAVE ELASTOGRAPHY AND ELF™ TEST HAVE VERY GOOD PERFORMANCE FOR NON-INVASIVE DETECTION AND ESTIMATING SEVERITY OF PORTAL HYPERTENSION

Ivica Grgurevic, Croatia; D. Cvetko; T. Bokun; S. Mustapic; A. Lukic; M. Banic; B. Brkljacic; J. Curic; M. Kujundzic

P0604

OUTCOMES OF RADIOFREQUENCY ABLATION AND MICRO-WAVE ABLATION IN LIVER METASTASES: A SINGLE CENTER EXPERIENCE

Z. A. Sparchez; Tudor Mocan, Romania; P. Radu; C. Cainap; G. Kacso; A. Seicean; N. Al Hajjar

Posters in the Spotlight

10:30 – 12:00

E-Poster Lounge 2

Optimising the use of colonoscopy in clinical settings

Chairs: Bjorn Rembacken, United Kingdom



P0699

OPTIMIZING WITHDRAWAL TIME AND USE OF FUSE ENDOSCOPE ACHIEVE SIMILAR RESULTS IN TERM OF INCREASING ADENOMA DETECTION RATE. RESULTS OF A PRELIMINARY OBSERVATIONAL STUDYGianpiero Manes, Italy; M. Devani; S. Saibeni; I. Arena; G. De Nucci; P. Andreozzi; B. Omazzi

P0700

PREDICTORS RELATED TO COLONOSCOPY COMPLICATIONS IN AN ORGANISED COLORECTAL CANCER SCREENING PROGRAMME WITH IMMUNOCHEMICAL FAECAL OCCULT BLOOD TESTI. Idigoras Rubio; Eunate Arana-Arri, Spain; I. Bilbao; J. Fernandez; I. Fernandez; L. Martínez-Indart; I. Gutierrez-Ibarluzea; M. I. Portillo Villares

P0701

REAL TIME HISTOLOGY AT ENDOSCOPY - VIRTUAL ELECTRONIC CHROMOENDOSCOPY AND PROBE CONFOCAL LASER ENDOMICROSCOPY CAN ASSESS SUBTLE MUCOSAL AND VASCULAR INFLAMMATORY CHANGES IN ULCERATIVE COLITIS PATIENTSMarietta Iacucci, Canada; X. Gui; O. Akinola; R. Panaccione; S. Ghosh

P0702

DIAGNOSTIC ACCURACY OF THE NICE CLASSIFICATION FOR PREDICTING DEEP SUBMUCOSAL INVASION IN COLON LESIONS ASSESSED IN VIVO. PRELIMINARY RESULTIgnasi Puig, Spain; M. Lopez-Ceron; M. Pellise; A. Herreros de Tejada; A. Arnau; M. Fornells Sala; L. De Castro; A. Ferrandez; O. Nogales Rincon; J. López Vicente; A. Z. Gimeno Garcia; P. Vega; M. Hernández Conde; H. Nuñez; D. Rodriguez-Alcalde; A. Burgos; L. Rivero Sanchez; J. Garcia Alonso; E. Martínez-Bauer; P. Diez-Redondo; J. Mendoza; J. Ducons García; P. Estevez; J. Llao; V. Hernandez; S. Soto; D. Martínez-Ares; M. A. Álvarez-González; J. M. Pascual; F. Porta; F. Dominguez; J. Cubiella; M. A. Simon; L. Cid; A. Isava; B. Peñas; A. Burgos; J. García Lledó; M. López Ibáñez; M. Bustamante; F. Gomollon; C. Sostres; F. Riu Pons; R. Macenlle; J. De la Revilla Negro; R. Campo Fernandez; G. de la Poza; A. Martínez Turnes; P. Quintas; N. Ascon; F. Vida

P0703

VALIDATION OF ENDOSCOPIC CLASSIFICATION FOR COLORECTAL LATERALLY SPREADING TUMORS USING AN EDUCATIONAL WEBSYSTEMRoel M. M. Bogie, The Netherlands; L.-C. Chang; B. Winkens; T. Matsuda; S. Tanaka; H. Yamano; M. Rutter; R. Kiesslich; A. Ono; A. Sanchez Yague; T. Kaltenbach; R. Soetikno; S.-E. Kudo; H. M. Chiu; S. Sanduleanu

P0704

COLORECTAL POLYPS DIAGNOSIS BY NARROW-BAND IMAGING - DIFFERENCES BETWEEN THE CLINICAL TRIALS AND THE REAL WORLDJoana Castela, Portugal; J. Moleiro; R. Vale Rodrigues; C. Martins; F. Ávila; J. Cortez-Pinto; S. Mão de Ferro; I. Rosa; M. Serrano; J. Pereira da Silva; S. Ferreira; I. Marques; I. Claro; P. Lage; A. Dias Pereira

Posters in the Spotlight

14:00 – 15:30

E-Poster Lounge 1

Clinical aspects on acute and chronic pancreatitis

Chairs: Marco J. Bruno, The Netherlands



P0634

ACUTE PANCREATITIS IN THE ELDERLY: A CAUSE FOR INCREASED CONCERN? RETROSPECTIVE EVALUATION OF A TERTIARY REFERRAL CENTERS. R. Fernandes; C. M. Moura; P. Santos; Joana Carvalho, Portugal; T. Antunes; J. Velosa

P0635

ENDOSCOPIC AND PHARMACOLOGICAL PROPHYLAXIS OF POST-ERCP PANCREATITIS: A META-ANALYSIS AND SYSTEMATIC REVIEWSalvatore Francesco Vadalà di Prampero, Italy; G. Faleschini; M. Bulajic; D. Berretti; M. Marino; N. Panic; M. Zilli

P0636

THE UTILITY OF SIRS AND BISAP SCORES FOR PREDICTING SEVERITY, MORBIDITY AND MORTALITY IN PATIENTS WITH ACUTE PANCREATITISPradeep Kakkadasam Ramaswamy, India; A. Yelsangikar; A. Nagar Krishnamurthy; N. Bhat

P0637

A NEW SCORING SYSTEM TO PREDICT POST-ERCP PANCREATITISKoichi Fujita, Japan; S. Yazumi; Y. Kodama; A. Sugahara; T. Kawamura

P0644

MANAGEMENT OF PANCREATOLITHIASIS: A NATION-WIDE SURVEY IN JAPANKazuo Inui, Japan; A. Masamune; Y. Igarashi; H. Ohara; S. Tazuma; M. Sugiyama; Y. Suzuki; H. Miyoshi; S. Yamamoto; Y. Takeyama

P0645

EXTRACORPOREAL SHOCK WAVE LITHOTRIPSY FOR PANCREATIC DUCT STONES IS EFFECTIVE IN TERMS OF PAIN RELIEF AND USE OF OPIOIDS

Stefan Haraldsson, Denmark; S. Roug; C. Nøjgaard; S. Novovic; E. Feldager; P. N. Schmidt

Posters in the Spotlight

14:00 - 15:30

E-Poster Lounge 2

Colorectal cancer: Diagnostic and therapeutic aspectsChairs: Monique van Leerdam, The Netherlands
Roger Leicester, United Kingdom

P0914

PREVALENCE AND CHARACTERISTICS OF UNEXPECTED RECTAL CANCER IN BENIGN APPEARING LARGE NON-PEDUNCULATED RECTAL POLYPS

Maxime Bronzwaer, The Netherlands; G. D. Musters; R. M. Barendse; L. Koens; E. J. R. de Graaf; P. Tanis; E. Dekker; P. Fockens

P0915

CLINICOPATHOLOGIC AND ENDOSCOPIC FEATURES OF EARLY STAGE COLORECTAL SERRATED ADENOCARCINOMA

Daiki Hirano, Japan; S. Tanaka; S. Oka; B. Kazuki; Y. Ken; K. Sumimoto; N. Yuki; T. Yuzuru; A. Naoki; S. Kenjiro; N. Hayashi; S. Fumio; K. Chayama

P0916

DIAGNOSTIC ACCURACY OF FECAL IMMUNOCHEMICAL TEST IN PATIENTS AT HIGH-RISK FOR COLORECTAL CANCER: A SYSTEMATIC REVIEW AND META-ANALYSIS

Anastasia Katsoula, Greece; P. Paschos; A.-B. Haidich; A. Tsapas; O. Giouleme

P0924

PRIMARY TUMOR RESECTION IN METASTASIZED COLORECTAL CANCER - A META-ANALYSIS

Christian Stöß, Germany; U. Nitsche; L. Stecher; D. Wilhelm; H. Friess; G. O. Ceyhan

P0925

ARE ENDOSCOPIC SUBMUCOSAL DISSECTIONS OF CECAL TUMOR INVOLVING THE ILEOCECAL VALVE AND APPENDICEAL ORIFICE FEASIBLE?

Kinichi Hotta, Japan; K. Shinoki; K. Imai; S. Ito; Y. Yamaguchi; N. Kawata; M. Tanaka; N. Kakushima; K. Takizawa; H. Ishiwatari; H. Matsubayashi; H. Ono

P0926

THE PROGNOSTIC FACTORS AND THE IMPACT OF SURGERY ON REDUCING RECURRENCES IN T1 COLORECTAL CANCERS BASED ON A LONG-TERM SURVEILLANCE

Yuta Kouyama, Japan; S.-E. Kudo; H. Miyachi; K. Ichimasa; S. Matsudaira; Y. Kimura; T. Hisayuki; K. Wakamura; T. Hayashi; T. Kudo; Y. Mori; M. Misawa; A. Katagiri; T. Baba; F. Ishida

Poster Champ Session

12:30 - 13:30

Hall X5: Terminal 1

Liver, biliary and pancreatic diseasesChairs: Gabriella Pár, Hungary
Marc G. H. Besselink, The Netherlands

P0550 ✨

FACTORS ASSOCIATED WITH SIGNIFICANT LIVER STEATOSIS AND FIBROSIS AS ASSESSED BY TRANSIENT ELASTOGRAPHY IN PATIENTS WITH ONE OR MORE COMPONENTS OF THE METABOLIC SYNDROME

Ivana Mikolasevic, Croatia; L. Orlic; D. Stimac; S. Milic

P0558

USING OPTICAL METABOLIC IMAGING TO INVESTIGATE MECHANISMS OF PARACETAMOL INDUCED HEPATOXICITY

Xiaowen Liang, Australia; H. Wang; X. Liu; M. Roberts

P0559

A NOVEL IN VITRO TEST IMPROVES CAUSALITY ASSESSMENT OF DRUG INDUCED LIVER INJURY IN PATIENTS WITH POLYMEDICATION

Andreas Benesic, Germany; D. Dragoi; M.-L. Buchholtz; A. L. Gerbes

P0563

THE NON-STEROIDAL FXR AGONISTS PX20606 AND GS-9674 IMPROVE LIVER FIBROSIS AND PORTAL HYPERTENSION IN RODENT MODELS OF CHOLESTATIC, METABOLIC AND TOXIC LIVER CIRRHOSIS

Philipp Schwabl, Austria; E. Hambruch; T. Reiberger; P. Supper; D. Bauer; B.A. Payer; H. Hayden; N. Rohr-Udilova; C. Kremoser; M. Trauner

P0564

THE ROLE OF PNPLA3, RNF7, MERTK AND PCSK7 GENE POLYMORPHISMS IN THE DEVELOPMENT OF LIVER FIBROSIS AND CIRRHOSIS

Irena Valantiene, Lithuania; G. Varkalaite; R. Steponaitiene; J. Skieceviene; J. Sumskiene; V. Petrenkiene; J. Kondrackiene; L. Kupcinskas; G. Kiudelis; J. Kupcinskas; F. Lammert

P0572

DOES NON-INVASIVE ASPARTATE AMINOTRANSFERASE/PLATELET RATIO INDEX (APRI) CORRELATES WITH INVASIVE HEPATIC VENOUS PRESSURE GRADIENT (HVPG) IN CIRRHOSIS?

Vijendra Kirnake, India; A. Arora; P. Sharma; A. Kumar

P0618

ENDOSCOPIC TREATMENT OF BILIARY STRICTURES FOLLOWING LIVER TRANSPLANTATION - 15 YEARS' EXPERIENCE IN A TERTIARY TRANSPLANT CENTER

A. Itzhak; L. Mlynarsky; M. Leshno; Erwin Santo, Israel; N. Gluck



P0633

RISK STRATIFICATION DEPENDING ON THE TIMING OF TRANSMURAL ENDOSCOPIC DEBRIDEMENT AFTER SEVERE ACUTE PANCREATITIS: A RETROSPECTIVE GERMAN SINGLE CENTER ANALYSISChristian Meinhardt, Germany; B. Dahl; P. Troschel; D. Scholz; M. Reuther; H. Seifert

P0641

INVOLVEMENT OF GENETIC FACTORS IN THE AETIOLOGY OF ALCOHOLIC CHRONIC PANCREATITISAmandine Abrantes, France; E. Masson; M. Robaszkiewicz; J.-M. Chen; C. Férec

P0642

IS SURGERY USEFUL TO CURE CHRONIC PAIN IN ALCOHOLIC CHRONIC PANCREATITIS?Benoît Bordacahar, France; A. Couvelard; M. Pierre Vullierme; P. Lévy; A. Sauvanet; P. Ruszniewski; V. Rebours

P0643

BELGIAN NATIONWIDE REGISTRY ON CHRONIC PANCREATITIS: A PROSPECTIVE OBSERVATIONAL STUDY OF MORE THAN 800 PATIENTSMichael Fernandez Y Viesca, Belgium; M. Arvanitakis; C. Musala; W. Van Steenberghe; V. Putzeys; F. Ausloos; B. Bastens; P. Gast; G. Roeyen; E. Cesmeli; I. Scheers; M. Delhay; P.H. Deprez**Poster Champ Session**

12:30 – 13:30

Hall X5; Terminal 2

Surgery, endoscopy and imagingChairs: Ian Jenkins, United Kingdom
Mario Morino, Italy

P0663

SIMPLE AND SAFE FORCEP STRIP TECHNIQUE FOR GASTRIC SUBMUCOSAL TUMORS ORIGINATING FROM MUSCULARIS PROPRIA LAYERI. K. Yoo; H. J. Chun; J. M. Lee; J. M. Lee; S. H. Kim; H. S. Choi; Eun Sun Kim, South Korea; B. Keum; Y. T. Jeon; H. S. Lee; C. D. Kim; S. Y. Lee; B. K. Choi

P0664

MINIMAL ESOPHAGEAL LESIONS DETECTED BY DIGITAL CHROMOENDOSCOPY USING OPTICAL ENHANCEMENT SYSTEM™ ASSOCIATED TO HIGH DEFINITION PLUS OPTICAL MAGNIFICATION IN NON EROSIIVE REFLUX DISEASE (NERD)Carlos Robles-Medrandá, Ecuador; M. Valero; M. Soria; M. Puga; J. Ospina; H. Alvarado; H. Pitanga Lukashok

P0665

ENDOSCOPIC SUBMUCOSAL DISSECTION FOR GASTRIC NEOPLASMS WITH THE CONTINUOUS USE OF LOW-DOSE ASPIRIN: ANALYSIS OF 101 PATIENTSHideaki Harada, Japan; S. Suehiro; D. Murakami; R. Nakahara; T. Shimizu; Y. Katsuyama; K. Hayasaka

P0696

FULL THICKNESS RESECTION DEVICE (FTRD): A NOVEL TOOL FOR COLONOSCOPIC ADENOMA RESECTION. FIRST CLINICAL EXPERIENCE FROM TWO TERTIARY REFERRAL CENTERS IN SWITZERLANDPatrick Roger Aeppli, Switzerland; R. Frei; J. Borovicka; D. Criblez

P0697

IMPLEMENTATION OF AN OPTICAL DIAGNOSIS STRATEGY SAVES COSTS AND DOES NOT IMPAIR CLINICAL OUTCOMES OF A FIT-BASED CRC SCREENING PROGRAMMEJasper Vleugels, The Netherlands; M. J. E. Greuter; Y. Hazewinkel; V. M. H. Coupé; E. Dekker

P0698

ENDOSCOPIC SUBMUCOSAL DISSECTION (ESD) OF SUPERFICIAL COLORECTAL NEOPLASMS AT THE ANAL CANAL AND ILEOCECAL VALVEFederico Iacopini, Italy; Y. Saito; T. Gotoda; W. Elisei; C. Grossi; F. Montagnese; G. Costamagna

P0731

DIRECT PERORAL CHOLANGIOSCOPY BY USING A NEWLY DEVELOPED MULTIBENDING ULTRASLIM ENDOSCOPE FOR THE TREATMENT OF DIFFICULT BILE DUCT STONESJong Ho Moon, South Korea; Y. N. Lee; H. J. Choi; M. H. Choi; T. H. Lee; S.-W. Cha; Y. D. Cho; S.-H. Park

P0762

USEFULNESS OF THE NEWLY DESIGNED PLASTIC STENT FOR EUS-GUIDED HEPATOCYSTOSTOMY AND PANCREATIC DUCT DRAINAGE: LARGE CASE SERIES EVALUATIONTakayoshi Tsuchiya, Japan; A. Sofuni; S. Tsuji; K. Kamada; R. Tanaka; R. Tonozuka; M. Honjo; S. Mukai; M. Fujita; K. Yamamoto; Y. Matsunami; Y. Asai; T. Itoi

P0772

DIGESTIVE ALTERATIONS AS EVALUATED BY THE 13C-MTG BREATH TEST IN PATIENTS AFTER BARIATRIC SURGERYLaura Uribarri González, Spain; L. Nieto; J. Lariño-Noia; J. Iglesias-García; A. Sueiro; J. Baltar; I. Baamonde; J. E. Domínguez-Muñoz

P0773

DIFFERENCES IN SURVIVAL AFTER CURATIVE RO-RESECTION FOR KOREAN AND GERMAN GASTRIC CANCER PATIENTS: RESULTS FROM A PROPENSITY SCORE MATCHED ANALYSISDaniel Reim, Germany; Y. W. Kim

P0777

PREVENTION OF FISTULA AFTER DISTAL PANCREATIC RESECTION

J. Wennerblom; C. Jönsson; B. Tingstedt; B. Björnsson; Christoph Ansoorge, Sweden; J. Blomberg; M. Del Chiaro

P0778

RISK-BASED PATIENT SELECTION IN OPEN AND MINIMALLY-INVASIVE DISTAL PANCREATECTOMY: AN ACS-NSQIP STUDY

Sjors Klompmaker, The Netherlands; D. van Zoggel; A. A. Watkins; M. F. Eskander; J. F. Tseng; M. G. H. Besselink; A. J. Moser;

Poster Champ Session

12:30 – 13:30 Hall X5: Terminal 3
Lower gastrointestinal diseases
 Chairs: David Drobne, Slovenia
 Robin Spiller, United Kingdom



P0788

SILVER NANOPARTICLES NANOAG1 AND NANOAG2 ATTENUATE EXPERIMENTAL COLITIS IN MICE THROUGH MODULATION OF COLONIC MICROBIOTA

Hubert Zatorski, Poland; K. Siczek; A. Chmielowiec-Korzeniowska; J. Pulit-Prociak; M. Smiech; R. Kordek; L. Tymczyna; M. Banach; J. Fichna

P0789

MACROPHAGES BEHAVIOUR AGAINST ADHERENT AND INVASIVE E. COLI (AIEC) ISOLATED FROM CROHN'S DISEASE PATIENTS IN RELATION WITH HOST FACTORS SUSCEPTIBILITY

Anthony Buisson, France; E. Vazeille; L. Ouchchane; M. Goutte; J.-P. Hugot; A. Dubois; R. Minet-Quinard; D. Bouvier; G. Bommelaer; N. Barnich

P0814

DEVELOPMENT AND VALIDATION OF A TANDEM LIQUID CHROMATOGRAPHIC MASS SPECTROMETRIC (LC-MS/MS) ASSAY FOR THE MEASUREMENT OF VEDOLIZUMAB (VLZ) LEVELS IN PATIENT SERUM

Christina Christ, Germany; A. Dignass; F. Hartmann; J. Stein

P0815 ✨

THE INFLUENCE OF VITAMIN D ON EXPRESSION OF CYTOKINES MRNA IN IBD

Zuzana Leskova, Slovakia; A. Krajcovicova; K. Soltys; S. Stuchlik; I. Sturdik; T. Koller; M. Huorka; T. Hlavaty

P0816

DEVELOPMENT OF A DIAGNOSTIC SCORING SYSTEM TO PREDICT MICROSCOPIC COLITIS

John S. Kane, United Kingdom; R. Sood; G. R. Law; D. J. Gracie; N. To; M. J. Gold; A. C. Ford

P0817

THE ROLE OF FAECAL CALPROTECTIN IN A PRIMARY CARE REFERRAL PATHWAY IN THE UK

M. Tan; Y. Subramaniam; C. Cheong; F. Hasan; G. W. Moran; Waleed Fateen, United Kingdom; A. Jawhari

P0841

ETROLIZUMAB TREATMENT DOES NOT MODIFY LEVELS OF VCAM-1 IN ULCERATIVE COLITIS PATIENTS

F. Fuh; C. Looney; W. Tew; R. Erickson; R. Maciucia; M. Tang; M. Keir; S. Vermeire; Teresa Ramirez Montagut, USA

P0842

ONSET OF EFFICACY OF TOFACITINIB FOR INDUCTION THERAPY IN PATIENTS WITH ACTIVE ULCERATIVE COLITIS IN TWO MULTINATIONAL, PHASE 3 CLINICAL TRIALS

W.J. Sandborn; Silvio Danese, Italy; J. Panés; H. Zhang; D. Woodworth; A. Marren; C. Su

P0843

ETROLIZUMAB TREATMENT MODULATES MADCAM-1 LEVELS IN SERUM IN ULCERATIVE COLITIS PATIENTS

F. Fuh; R. Erickson; C. Schofield; M. Tang; R. Maciucia; M. Keir; S. Vermeire; Teresa Ramirez Montagut, USA

P0844

DEVELOPMENT AND ANALYTICAL CHARACTERIZATION OF GP2017, A PROPOSED ADALIMUMAB BIOSIMILAR

M. Schiestl; Christian Roesli, Germany

P0845

SUSTAINED RESOLUTION OF EXTRAINTestinal MANIFESTATIONS IN PATIENTS WITH CROHN'S DISEASE RECEIVING ADALIMUMAB

Edouard J. Louis, Belgium; R. Löfberg; W. Reinisch; D. Schwartz; J.-F. Maa; S. Berg; B. Huang; A. W. Wang; A. M. Robinson; B. L. Pappalardo

P0885

A STRUCTURED PAEDIATRIC TO ADULT TRANSITION SERVICE IN PATIENTS WITH INFLAMMATORY BOWEL DISEASE REDUCES DISEASE FLARES, REQUIREMENT FOR STEROIDS AND EMERGENCY ADMISSIONS: THE TRANSIT STUDY

Sara McCartney, United Kingdom; J. O. Lindsay; R. K. Russell; D. R. Gaya; I. Shaw; T. Finney-Hayward; S. Sebastian

Poster Champ Session

12:30 – 13:30 Hall X5: Terminal 4
Upper gastrointestinal diseases
 Chairs: Giovanni de Manzoni, Italy
 Bohumil Seifert, Czech Republic

P0980

BRAIN MECHANISMS UNDERLYING THE EFFECT OF MOTILIN RECEPTOR AGONIST ERYTHROMYCIN ON HUNGER FEELINGS IN HEALTHY VOLUNTEERS

Dongxing Zhao, Belgium; A. C. Meyer-Gerspach; E. Deloose; N. Weltens; J. Iven; I. Depoortere; J. Tack; L. Van Oudenhove



P0986

DETAILED ANALYSIS OF A SINGLE U.S. CENTER EXPERIENCE WITH PERORAL ENDOSCOPIC MYOTOMY (POEM) SUGGESTS ITS EFFICACY AND SAFETY WITH SIGNIFICANT OCCURRENCE OF POST-PROCEDURAL GASTROESOPHAGEAL REFLUX

Yamile Haito Chavez, USA; S. Ngamruengphong; Y.-I. Chen; M. Bukhari; G. Hajjiyeva; A. Ismail; A. Kamal; G. Aguila; V. Kumbhari; V. Singh; M. Khashab

P1010

EFFECT OF NEOADJUVANT THERAPY ON DYSPHAGIA IN ESOPHAGEAL CANCER PATIENTS- DATA FROM A RANDOMIZED CONTROLLED TRIAL COMPARING CHEMOTHERAPY TO CHEMORADIO THERAPY

Berit Sunde, Sweden; H. Song; M. Lindblad; I. Rouvelas; L. Lundell; N. Wang; P. Lagergren; M. Nilsson

P1018

THE CLINICOPATHOLOGIC FEATURES AND PROGNOSIS IN YOUNG GASTRIC CANCER PATIENTS ACCORDING TO HELICOBACTER PYLORI INFECTION

Jae Jin Hwang, South Korea; D. H. Lee; H. Yoon; C. M. Shin; Y. S. Park; N. Kim

P1035

LONG NONCODING RNA MALAT1 PROMOTES AGGRESSIVE GASTRIC CANCER THROUGH MMP1 OVER-EXPRESSION AND TRANSCRIPTIONALLY ACTIVATED BY C-JUN

Xiaoying Zhou, China; G. Zhang

P1036

ELEVATED PRC1 IN GASTRIC CARCINOMA EXERTS ONCOGENIC FUNCTION AND IS TARGETED BY PIPERLONGUMINE IN A P53-DEPENDENT MANNER

B. Zhang; X. Shi; L. Wang; Xiaoping Zou, China

P1037

HOW DO INTRENATIONAL GASTRIC CANCER PREVENTION GUIDELINES REFLECT TO CLINICAL PRACTICE GLOBALLY?

M. Leja; Eviata Gasenko, Latvia; I. Polaka; R. Murillo; D. S. Bordin; A. Link; L. Garkalne; P. Malfertheiner; R. Herrero; H. Haick

P1061

EFFICACY OF 7-DAY GENOTYPIC RESISTANCE-GUIDED TRIPLE THERAPY FOR HELICOBACTER PYLORI ERADICATION: PROSPECTIVE TRIAL IN A HIGH-RESISTANCE SETTING

N. Mathou; S. Lycousi; Vasilios Papastergiou, Greece; K.D. Paraskeva; A. Giannakopoulos; E. Evgenidi; J. Karagiannis

P1077

A RAPID POINT-OF-CARE TEST (POCT) IN ADULT CASE-FINDING IN PRIMARY CARE FOR COELIAC DISEASE: A COST-EFFECTIVENESS STUDY

M. Rosinach; F. Fernández-Bañares; M. Llordés; J. Calpe; G. Montserrat; M. Pujals; A. Cela; A. Carrasco; M. Ibarra; P. Ruiz; V. Gonzalo; C. Ferrer; Maria Esteve, Spain

P1090

POSTPRANDIAL FLOW MEASUREMENTS OF THE MESENTERIC ARTERIES AND PORTAL VEIN USING MAGNETIC RESONANCE IMAGING: A PILOT STUDY

Louisa J. D. van Dijk, The Netherlands; M. Ouhlous; D. Leemreis; A. C. De Vries; H. J. M. Verhagen; E. J. Kuipers; A. Moelker; M. J. Bruno

P1091

A PROSPECTIVE, QUANTITATIVE ASSESSMENT OF PAIN AND QUALITY OF LIFE BEFORE AND 3 AND 12 MONTHS AFTER VASCULAR TREATMENT FOR CHRONIC MESENTERIC ISCHEMIA

Luuk Wymenga, The Netherlands; L. Everlo; P. B. Mensink; M. Brusse-Keizer; E. J. Stassen; R. H. Geelkerken; J. J. Kolkman

P1096

A RANDOMIZED CROSS-OVER STUDY ON THE EFFECTS OF FODMAPS ON GASTRIC ACCOMMODATION, SYMPTOM GENERATION AND EMOTION IN HEALTH AND IRRITABLE BOWEL SYNDROME

Imke Masuy, Belgium; L. Van Oudenhove; J. Tack; J. Biesiekierski

Metabolic/genetic disorders

Poster Session

09:00 - 17:00

Hall X4

Liver & Biliary II

P0550  

FACTORS ASSOCIATED WITH SIGNIFICANT LIVER STEATOSIS AND FIBROSIS AS ASSESSED BY TRANSIENT ELASTOGRAPHY IN PATIENTS WITH ONE OR MORE COMPONENTS OF THE METABOLIC SYNDROME

Ivana Mikolasevic, Croatia; L. Orlic; D. Stimac; S. Milic

P0551

INVOLVEMENT OF AGE-RAGE SYSTEM FOR THE DEVELOPMENT OF HEPATIC FIBROSIS IN NASH

Kensuke Munekage, Japan; M. Ono; T. Ochi; M. Ogasawara; A. Hirose; Y. Fujimura; S. Iwasaki; T. Saibara

P0552

MATRIX METALLOPROTEINASES IN NAFLD: INTERPLAY BETWEEN PLASMA, LIVER AND ADIPOSE TISSUE

S. E. Gambaro; Pablo J. Giraudi, Italy; V. Marin; C. M. ChackeleVICIUS; M. Giuricin; D. Bonazza; F. Zancinati; N. Demanzini; C. Tiribelli; S. Palmisano; N. Rosso

P0553

EFFICACY OF LEPTIN PROFILE AND METABOLIC SYNDROME ON OXIDATIVE STRESS AND DISEASE PROGRESSION IN NON-ALCOHOLIC FATTY LIVER

Billur Canbakan, Turkey; E. Koroglu; K. Atay; M. Tuncer; H. Senturk; A. Sonsuz; A. I. Hatemi; A. M. Dobrucali; N. Kepil

P0554

A CLINICOPATHOLOGICAL COMPARITIVE STUDY OF LEAN VERSUS OVERWEIGHT/OBESE PATIENTS OF NONDIABETIC NONALCOHOLIC FATTY LIVER DISEASE
Sanchit Budhiraja, India; A. K. Jain; V. K. Dixit; S. K. Shukla; P. K. Asati; M. K. Tripathi

P0555

A COMPARISON OF DIAGNOSTIC PERFORMANCE OF NAFLD FIBROSIS SCORE, FIB-4 INDEX AND TRANSIENT ELASTOGRAPHY FOR THE DIAGNOSIS OF HEPATIC FIBROSIS IN PATIENTS WITH BIOPSY-PROVEN NON-ALCOHOLIC FATTY LIVER DISEASE

Patrícia Andrade, Portugal; R. Gaspar; S. Rodrigues; S. Lopes; G. Macedo

P0556

NON-INVASIVE ASSESSMENT OF HEPATIC FIBROSIS IN A SERIES OF PATIENTS WITH ALPHA-1-ANTITRYPSIN DEFICIENCY

Agnieszka Bakula, Poland; M. Teisseyre; J. Kmiotek; W. Janczyk; P. Socha

P0557

ASSESSMENT OF CHANGE OF INTRAHEPATIC FAT AMOUNT USING CONTROLLED ATTENUATION PARAMETER IN CLINICAL TRIAL

Sang-Bong Ahn, South Korea; D. W. Jun; Y. S. Park; H. Y. Ryu; Y. K. Cho; S. H. Kim; B.-K. Son; Y. S. Park

Hepatotoxicity/alcohol

P0558 

USING OPTICAL METABOLIC IMAGING TO INVESTIGATE MECHANISMS OF PARACETAMOL INDUCED HEPATOXICITY
Xiaowen Liang, Australia; H. Wang; X. Liu; M. Roberts

P0559 

A NOVEL IN VITRO TEST IMPROVES CAUSALITY ASSESSMENT OF DRUG INDUCED LIVER INJURY IN PATIENTS WITH POLYMEDICATION

Andreas Benesic Germany; D. Dragoi; M.-L. Buchholtz; A. L. Gerbes

P0560

THE RESPONSE OF HEPATOCYTE AND MACROPHAGE TO ETHANOL-INDUCED TOXICITY: AN IN VITRO CO-CULTURE MODEL

Veronica Marin, Italy; C. Tiribelli; N. Rosso

P0561

THE PROTECTIVE EFFECTS OF HELIX B SURFACE PEPTIDE ON EXPERIMENTAL ACUTE LIVER INJURY

Shengdi Wu, China; C. Yang; L. Wang; Y. Liu; J. Wang; X. Shen

P0562

EVALUATION OF POTENTIAL FUTILITY IN ALCOHOLIC HEPATITIS - MULTICENTRE STUDY.

Rita Barosa, Portugal; C. Teixeira; J. Branco; P. Marcos; S. Marques; C. Fonseca

Cirrhosis and complications: Basic aspects

P0563 

THE NON-STEROIDAL FXR AGONISTS PX20606 AND GS-9674 IMPROVE LIVER FIBROSIS AND PORTAL HYPERTENSION IN RODENT MODELS OF CHOLESTATIC, METABOLIC AND TOXIC LIVER CIRRHOSIS

Philipp Schwabl, Austria; E. Hambruch; T. Reiberger; P. Supper; D. Bauer; B.A. Payer; H. Hayden; N. Rohr-Udilova; C. Kremoser; M. Trauner

P0564 

THE ROLE OF PNPLA3, RNF7, MERTK AND PCSK7 GENE POLYMORPHISMS IN THE DEVELOPMENT OF LIVER FIBROSIS AND CIRRHOSIS

Irena Valantiene, Lithuania; G. Varkalaite; R. Steponaitiene; J. Skieceviciene; J. Sumskiene; V. Petrenkiene; J. Kondrackiene; L. Kupcinskas; G. Kiudelis; J. Kupcinskas; F. Lammert

P0565

IS THERE THE CONNECTION BETWEEN THE SEROTONERGIC SYSTEM AND CHOLINE ALFOSCERATE IN THE CONDITIONS OF EXPERIMENTAL HEPATIC ENCEPHALOPATHY?

E. G. Manzhali; Oleksandr V. Virchenko, Ukraine

P0566

REGULATION OF P53 - A POSSIBLE BACTERIAL DEFENSE MECHANISM LEADING TO EPITHELIAL BARRIER DESTABILIZATION IN SPONTANEOUS BACTERIAL PERITONITIS?

Marika Haderer, Germany; C. Kunst; E. Aschenbrenner; K. Pollinger; J. Middendorf; S. Schlosser; M. Müller-Schilling

P0567

IGFBP2 - A NOVEL P53-FAMILY TARGET GENE IN HEPATOCELLULAR CARCINOMA

Dana Gschwind, Germany; M. Lohse; C. Kunst; T. Fuertjes; E. Aschenbrenner; K. Pollinger; S. Schlosser; M. Müller-Schilling

P0568

QUINOLINIC ACID AS A PREDICTOR OF OUTCOME IN CIRRHOTIC PATIENTS

Reham Abdelaal El Aidy, Egypt; A. M. N. M. Nafee; H. I. Mohammed; H. F. Basha

P0569

VITAMIN D DEFICIENCY IN LIVER CIRRHOSIS

Otilia Gavrilesco, Romania; M. Dranga; M. A. Badea; C. Mihai; C. Cijevschi Prelipcean

P0570

IMPROVEMENT OF THE MODELING AND DIAGNOSIS OF HEPATIC ENCEPHALOPATHY IN RATSElina Georgievna Manzhali, Ukraine; O. V. Virchenko

P0571

PROGNOSIS OF PATIENTS WITH ESOPHAGEAL VARICES POST BANDING ULCER BLEEDINGS. Carvalhana; Pedro Marques Da Costa, Portugal; J. Lopes; A. Valente; M. V. Machado; R. Palma; H. Cortez-Pinto; J. Velosa**Cirrhosis and complications: Clinical aspects**P0572 **DOES NON-INVASIVE ASPARTATE AMINOTRANSFERASE/PLATELET RATIO INDEX (APRI) CORRELATES WITH INVASIVE HEPATIC VENOUS PRESSURE GRADIENT (HVPG) IN CIRRHOSIS?**Vijendra Kirnake, India; A. Arora; P. Sharma; A. Kumar

P0573

SERUM LEVELS OF LECTIN COMPLEMENT PATHWAY MOLECULES DO NOT PRIMARILY DETERMINE THE RISK OF BACTERIAL INFECTIONS IN PATIENTS WITH CIRRHOSISI. Foldi; D. Tornai; T. Tornai; Z. Vitalis; I. Tornai; T. Dinya; P. Antal-Szalmas; Mária Papp, Hungary

P0574

SAFETY OF DAA THERAPY REGARDING RENAL FUNCTION IN POST-LIVER TRANSPLANT PATIENTS INFECTED WITH HEPATITIS C INDEPENDENT OF PRE-EXISTING RENAL IMPAIRMENT, AND A 100% SVR12 RATE - A SINGLE CENTRE STUDYGeorg Peschel, Germany; L. Baier; L. Moleda; M. Selgrad; M. Scherer; M. Müller; K. Weigand

P0575

CONCOMITANT NSBB TREATMENT DOES NOT INCREASE EFFICACY OF EBL IN PRIMARY PROPHYLAXIS BUT IMPROVES SURVIVAL IN SECONDARY PROPHYLAXIS OF VARICEAL BLEEDINGNikolaus Pfisterer, Austria; C. Dexheimer; E.-M. Fuchs; T. Bucsecs; P. Schwabl; M. Mandorfer; T. Pachofszky; W. Dolak; M. Bischof; C. Schrutka-Kölbl; W. Sieghart; A. Ferlitsch; M. Peck-Radosavljevic; M. Trauner; C. Madl; T. Reiberger

P0576

RE-BLEEDING RATES AND SURVIVAL AFTER EARLY TIPS IN CLINICAL PRACTICETheresa Bucsecs, Austria; M. Schoder; N. Göschl; P. Schwabl; M. Mandorfer; M. Diermayr; M. Feldner-Busztin; B. Angermayr; M. Cejna; A. Ferlitsch; W. Sieghart; M. Trauner; M. Peck-Radosavljevic; J. Karner; F. Karnel; T. Reiberger

P0577

ACUTE-ON-CHRONIC LIVER FAILURE AN UNDENIABLE ENTITYDavid Perdigoto, Portugal; P. Figueiredo; C. Sofia

P0578

ERECTIL (DYS)FUNCTION IN PATIENTS WITH LIVER CIRRHOSIS: A CROSS-SECTIONAL STUDYRosa Coelho, Portugal; A. Peixoto; M. Silva; H. Ribeiro; R. Gaspar; R. Gonçalves; H. Cardoso; P. Pereira; G. MacedP0579 **ELECTROCARDIOGRAPHIC CHANGES IN LIVER CIRRHOSIS**Vera Matovic, Serbia; V. Nikolic; S. Zec; A. Veljkovic; M. Panic; T. Alempijevic

P0580

PROPRANOLOL AND LOSARTAN ADMINISTRATION IN PATIENTS WITH DIFFERENT STAGES OF LIVER CIRRHOSISEugen Tcaciuc, Moldova; S. Matcovschi; D. Medvetchi-Munteanu; A. Tcaciuc; N. Nacu; L. Vlasov

P0581

ULTRASOUND BASED ELASTOGRAPHIC METHODS FOR THE PREDICTION OF ESOPHAGEAL VARICES IN LIVER CIRRHOSISAlina Popescu, Romania; I. Sporea; R. Lupusoru; A.-M. Stepan; R. L. D. Sirlu; M. Danila; T. Moga; C. Pienar; R. G. Mare; F. Bende; B. Miutescu

P0582

PLATELET COUNT TO PORTAL VEIN DIAMETER RATIO AS A NOVEL PREDICTOR OF ESOPHAGEAL VARICE IN PATIENTS WITH LIVER CIRRHOSISAhad Eshraghian, Iran; S. Nikeghbalian; S. A. R. Taghavi; M. R. Fattahi; S. A. Malek-Hosseini

P0583

RECENT TREND OF VARICEAL BLEEDING IN PATIENTS WITH PORTAL HYPERTENSION AND ITS TREATMENTSTakahiro Sato; Japan

P0584

REGENERATE: A PHASE 3, DOUBLE-BLIND, RANDOMIZED, PLACEBO-CONTROLLED MULTICENTER STUDY OF OBETICHOIC ACID THERAPY FOR NONALCOHOLIC STEATOHEPATITISVlad Ratziu, France; A. J. Sanyal; L. MacConell; R. Shringarpure; T. Marmon; D. Shapiro; Z. Younossi

P0585

RISK FACTORS FOR OVERT HEPATIC ENCEPHALOPATHY AFTER TRANSJUGULAR INTRAHEPATIC PORTOSYSTEMIC SHUNT IN PATIENTS WITH LIVER CIRRHOSISHuan Tong, China; H. Wu; B. Wei; H. Huan; L. Zhang; C. Tang

P0586

ACUTE KIDNEY INJURY IN HOSPITALIZED PATIENTS WITH CIRRHOSIS: ASSOCIATION WITH MORTALITY AT 30 DAYS
C. Teixeira; C. Martins; E. Dantas; [Daniel Trabulo](#), Portugal; A. Alves; I. Cremers; A. P. Oliveira

Viral hepatitis C: Clinical aspects

P0587

HEPATITIS C VIRUS INFECTION TREATMENT WITH SOFOSBUVIR-LEDIPASVIR: SUSTAINED VIROLOGIC RESPONSE PREDICTING FACTORS
[Maria Ana Kopke Tulio](#), Portugal; L. Carvalho; S. Marques; J. Rodrigues; J. Carmo; P. Costa; R. Herculano; F. Augusto; P. Barreiro; M. Bispo; T. Bana e Costa; L. Lebre; P. Peixe; C. Chagas

P0588

WITHDRAWN

P0589

SOFOSBUVIR/SIMEPREVIR PLUS A FLAT DOSE OF RIBAVIRIN IS EFFICACY AND SAFETY IN ELDERLY GENOTYPE 1 CIRRHOTIC PATIENTS: A REAL WORLD STUDY
A. Pellicelli; [Rodolfo Cosma Damiano Sacco](#), Italy; V. Pace Palitti; P. Vignally; A. Moretti; P. Tarquini; G. Scifo; M. Siciliano; V. Messina; A. Izzi; M. Marignani; C. D'Ambrosio; L. Fondacaro; L. Alessio; L. Miglioresi; G. Ettorre; P. Begini; A. Barlattani; B. Imperatore; A. Ascione; O. Armignacco; R. Villani; P. Ialongo; F. Chiesara; G. Barbarini

P0590

DIRECT OBSERVED THERAPY OF CHRONIC HEPATITIS C WITH INTERFERON-FREE ALL-ORAL REGIMENS AT A LOW-THRESHOLD DRUG TREATMENT FACILITY - A NEW CONCEPT FOR TREATMENT OF PATIENTS WITH BORDERLINE COMPLIANCE RECEIVING OPIOID SUBSTITUTION THERAPY

[Stephan Moser](#), Austria; A. Schütz; K. Marchart; S. Ambrosch; J. Luhn; E. Gutic; H. Haltmayer; M. Gschwantler

P0591

PROMOTION OF INTRA-HOSPITAL REFERRAL OF HEPATITIS B AND C VIRUS CARRIERS TO HEPATOLOGY SPECIALISTS BY ELECTRONIC MEDICAL RECORD-BASED ALERT SYSTEM: A CASE STUDY AT A UNIVERSITY HOSPITAL
[Masaru Enomoto](#), Japan; S. Uchida-Kobayashi; H. Fujii; A. Iida-Ueno; H. Motoyama; R. Kozuka; A. Hagihara; E. Kawamura; H. Morikawa; Y. Murakami; A. Tamori; N. Kawada

P0592

CHANGES IN LIPID PROFILE WITH TREATMENT OF HEPATITIS C WITH DIRECT-ACTING ANTIVIRALS
[Mário Jorge Silva](#), Portugal; T. Capela; R. Vasconcelos Loureiro; V. Borges; C. Bernardes; P. Russo; F. Calinas

P0593

EMERGENCE OF MULTIDRUG-RESISTANT HEPATITIS C VIRUS DURING INTERFERON-FREE THERAPY WITH ASUNAPREVIR AND DACLATASVIR AFTER SIMEPREVIR-BASED TRIPLE THERAPY FOR RECURRENT HEPATITIS C AFTER LIVER TRANSPLANTATION
[Yoshihide Ueda](#), Japan; H. Takeda; S. Ohtsuru; S. Uemoto; H. Marusawa

P0594

NON-INVASIVE HEPATIC FIBROSIS EVALUATION ON HEPATITIS C - THE IMPACT OF NEW TREATMENTS
[Sofia Xavier](#), Portugal; J. Magalhães; C. Marinho; J. Cotter

Acute liver failure, transplantation/surgery

P0595 ✦

RISK FACTORS FOR PRIMARY SCLEROSING CHOLANGITIS RECURRENCE AFTER LIVER TRANSPLANTATION
[Lukas Bajer](#), Czech Republic; E. Sticova; P. Macinga; R. Janousek; P. Trunecka; J. Spicak; P. Drastich

P0596

HEPATIC COMPUTED TOMOGRAPHY VOLUMETRY FOR NON INVASIVE PREDICTION OF HEPATIC STEATOSIS AND STEATOHEPATITIS IN LIVING RELATED LIVER TRANSPLANTATION
[Ahad Eshraghian](#), Iran; A. Rasekhi; S. Nikeghbalian; S. A. Malek-Hosseini

P0597

PARACETAMOL-INDUCED ACUTE LIVER FAILURE IN A PORCINE MODEL IS ASSOCIATED WITH SIGNIFICANT GUT DYSBIOSIS
[Rohit Sinha](#), United Kingdom; M. H. Karavolos; P. Treskes; P. C. Hayes; J. N. Pleuris

P0598 ✦

THE ROLE OF TIPS IN THE MANAGEMENT OF LIVER TRANSPLANT CANDIDATES
[Lukas W. Unger](#), Austria; T. Stork; S. Maschke; M. Pawloff; T. Bucsecs; S. Rasoul-Rockenschaub; M. Trauner; T. Reiberger; T. Soliman; G. A. Berlakovich

P0599

POST TRANSPLANT LYMPHOPROLIFERATIVE DISORDER AFTER LIVER TRANSPLANTATION: LONG TERM SURVIVAL AND THE IMPACT OF SERUM TACROLIMUS LEVEL
[Ahad Eshraghian](#), Iran; M. H. Imanieh; S. M. Dehghani; S. Nikeghbalian; B. Geramizadeh; S. A. Malek-Hosseini

Imaging, radiology (incl. interventional radiology)

P0600 ✦

OBLITERATION OF PORTOSYSTEMIC SHUNTS IMPROVES HEPATIC FUNCTIONAL RESERVE
[Nobuo Waguri](#), Japan; A. Osaki; M. Sato; M. Ogawa; A. Kimura; T. Aiba; O. Yoneyama; K. Furukawa; K. Igarashi



P0601 

CONTRAST ENHANCED ULTRASOUND AS A FIRST LINE IMAGING METHOD IN THE EVALUATION OF FLL IN DAILY PRACTICE. A LARGE MONOCENTRIC EXPERIENCE
Tudor Moga, Romania; C. Ivascu-Siegfried; C. Pienar; A. Popescu; R. L. D. Sirlu; M. Danila; I. Sporea

P0602 

EVALUATION OF LIVER FIBROSIS USING TRANSIENT ELASTOGRAPHY IN NONALCOHOLIC STEATOHEPATITIS (NASH) PATIENTS
Ruxandra G. Mare, Romania; I. Sporea; A. Popescu; R. L. D. Sirlu; A. Sima; R. Timar

P0603 

LIVER AND SPLEEN STIFFNESS ASSESSED BY TRANSIENT ELASTOGRAPHY AND REAL-TIME 2D SHEAR WAVE ELASTOGRAPHY AND ELF™ TEST HAVE VERY GOOD PERFORMANCE FOR NON-INVASIVE DETECTION AND ESTIMATING SEVERITY OF PORTAL HYPERTENSION
Ivica Grgurevic, Croatia; D. Cvetko; T. Bokun; S. Mustapic; A. Lukic; M. Banic; B. Brkljacic; J. Curic; M. Kujundzic

P0604 

OUTCOMES OF RADIOFREQUENCY ABLATION AND MICROWAVE ABLATION IN LIVER METASTASES: A SINGLE CENTER EXPERIENCE
 Z. A. Sparchez; Tudor Mocan, Romania; P. Radu; C. Cainap; G. Kacso; A. Seicean; N. Al Hajjar

Liver neoplasia: Clinical

P0605

VALIDITY OF ALBI-T SCORING MODEL AS A PROGNOSTIC INDICATOR IN EGYPTIAN PATIENTS WITH HEPATOCELLULAR CARCINOMA
Omar A. Elshaarawy, Egypt; A. I. Gomaa; N. Allam; A. Alsebaey; E. Ahmed Rewisha; I. A. Waked

P0606

WITHDRAWN

P0607

ALBI SCORE: BEST PREDICTOR OF SHORT-TERM MORTALITY IN HEPATOCELLULAR CARCINOMA
Rosa Coelho, Portugal; H. Cardoso; M. Silva; A. Peixoto; R. Gaspar; R. Morais; R. Gonçalves; S. Rodrigues; P. Pereira; S. Lopes; A. M. Horta-Vale; G. Macedo

P0608

MARITAL STATUS AND SURVIVAL IN PATIENTS WITH PRIMARY LIVER CANCER: AN ANSWER FROM SEER
Xingkang He, China; Z. Lin; L. sun; Y. Qian

P0609

NON-INVASIVE FIBROSIS SCORES AND LIVER IMAGING IN CHARACTERIZING INCIDENTALLY DETECTED SPACE OCCUPYING LIVER LESIONS IN CHRONIC HEPATITIS C
Ragesh Babu Thandassery, Qatar; H. Wani; M. E. Soofi; M. Khanna; S. R. Al-Kaabi

P0610

EVALUATION OF SERUM NITRIC OXIDE LEVEL AND TUMOR EXPRESSION OF INDUCIBLE NITRIC OXIDE SYNTHETASE ENZYME IN PATIENTS WITH HEPATOCELLULAR CARCINOMA
Nahed Baddour, Egypt; A. Zeid; A. A. Abd El Moety; A. M. Rady; D. Hashad

Liver health services research

P0611

HBV-INFECTION IN GERMANY - COSTS IN A REAL-LIFE SETTING
Hans Becker, Germany; J. T. Stahmeyer; A. L. Orlemann; C. Krauth; M. Manns; H. Wedemeyer

P0612

KLEBSIELLA PNEUMONIAE INDUCED PYOGENIC LIVER ABSCESS IN CRITICALLY ILL PATIENTS: A RETROSPECTIVE STUDY FROM A CHINESE MEDICAL CENTER, 1994-2015
Yun Qian, China; C. C. Wong; H. Chen; W. Jiang; J. Si

P0613

CHANGING HAV IMMUNITY IN ADULTS OF IRAN: NEW EVIDENCE FOR NEW POLICY
Kamran B. Lankarani, Iran; B. Honarvar

P0614

ASYMPTOMATIC ELEVATION OF AMINOTRANSFERASES IN MILITARY VOLUNTEERS: THE SILENT ROLE OF NAFLD IN A "HEALTHY" POPULATION
Maria Ana Kopke Tulio, Portugal; T. Rodrigues; F. Serejo

P0615

IDENTIFICATION OF PALLIATIVE CARE NEEDS IN HEPATOLOGY - EXPERIENCE OF A MAJOR REFERRAL CENTRE
Joana Rita Carvalho, Portugal; M. Vascoceles; P. Marques da Costa; R. T. Marinho; N. Fatela; F. Ramalho

P0616

UNDER-REPORTING OF COMPLEMENTARY AND ALTERNATIVE DRUG USE IN LIVER DISEASE PATIENTS
Floor A. C. Berden, The Netherlands; G. P. C. A. Netten; W. Kievit; J. P. H. Drenth

P0617

INCIDENCE AND PREDICTORS OF HEPATITIS C TREATMENT INITIATION AMONG PEOPLE WHO INJECT DRUGS: LONGITUDINAL DATA FROM A GREEK TERTIARY CENTER, 2009-2015
Vasilios Papastergiou, Greece; O. Anagnostou; M. Deusch; A. Kourikou; D. Zampetas; E. Ionas; H. Kranidioti; G. Kontos; S. Manolakopoulos

Cholestasis and gallstones: Clinical

P0618 **ENDOSCOPIC TREATMENT OF BILIARY STRICTURES FOLLOWING LIVER TRANSPLANTATION- 15 YEARS' EXPERIENCE IN A TERTIARY TRANSPLANT CENTER**A. Itzhak; L. Mlynarsky; M. Leshno; [Erwin Santo](#), Israel; N. Gluck

P0619

EFFICACY AND SAFETY OF ENDOSCOPIC RETROGRADE CHOLANGIOPANCREATOGRAPHY IN ELDERLY PATIENTS WITH CHOLEDOCHOLITHIASIS[Mara Barbosa](#), Portugal; P. Boal Carvalho; T. Cúrdia Gonçalves; B. Rosa; J. Cotter

P0620

COST IMPACT OF LONG TERM HEALTH CARE CONSUMPTION AND SICK LEAVE IN PATIENTS WITH PERSISTENT ABDOMINAL PAIN AFTER LAPAROSCOPIC CHOLECYSTECTOMY[Sarah Z. Wennmacker](#), The Netherlands; M. Oostendorp; M. G. Dijkgraaf; G. P. Westert; J. P. H. Drenth; C. J. H. M. van Laarhoven; P. R. de Reuver

P0621

A MEASURE OF QUALITY IN MANAGEMENT OF GALL BLADDER POLYPS IN A DISTRICT GENERAL HOSPITAL: THE UNITED KINGDOM EXPERIENCE[Tariq Mahmood](#), United Kingdom

P0622

THE DIAGNOSTIC PERFORMANCE OF NON-INVASIVE FIBROSIS MARKERS IN PATIENTS WITH PRIMARY BILIARY CHOLANGITIS AND PRIMARY BILIARY CHOLANGITIS AND AUTOIMMUNE HEPATITIS VARIANT FORM: IS THERE ANY DIFFERENCE?[Anna Sheptulina](#), Russia; E. Shirokova; V. Ivashkin

P0623

PRIMARY CLOSURE VERSUS T-TUBE AFTER LAPAROSCOPIC COMMON BILE DUCT EXPLORATION FOR CHOLEDOCHOLITHIASIS? A SINGLE CENTER EXPERIENCE.[Ehab El Hanafy](#), Egypt

P0624

IS LONG-TERM BILIARY STENTING FOR COMMON BILE DUCT STONES SAFER THAN STONE REMOVAL AFTER EST OR EPLBD IN THE ELDERLY?[Hirofumi Tsugeno](#), Japan; J. Kataoka; D. Kawai; K. Takemoto; R. Takenaka; S. Fujiki

P0625

EFFICACY OF OBETICHOIC ACID IN THE TREATMENT OF PRIMARY BILIARY CIRRHOSIS BY CONTINENTAL REGIONSV. Luketic; P. Andreone; F. Nevens; [Janet Owens-Grillo](#), USA; R. Pencek; T. Marmon; L. MacConell

Paediatric liver disease

Poster Session

09:00 - 17:00

Hall X4

Paediatric: Liver, Biliary and Pancreas

P0626

DIAGNOSTIC ACCURACY OF SHEAR WAVE ELASTOGRAPHY FOR THE ASSESSMENT OF LIVER STIFFNESS IN CHILDREN WITH FATTY LIVER DISEASE[Matteo Garcovich](#), Italy; S. Veraldi; E. Di Stasio; M. A. Zocco; L. Monti; P. Tomà; M. Pompili; A. Gasbarrini; V. Nobili

P0627

SILYMARIN FOR THE TREATMENT OF NAFLD/NASH: A MOLECULAR IN VIVO STUDY[Veronica Marin](#), Italy; S. E. Gambaro; M. Dal Ben; A. Raseni; S. Calligaris; M. Anese; C. Tiribelli; S. Gazzin; N. Rosso

P0628

DIFFICULTIES OF THE WILSON'S DISEASE DIAGNOSIS IN CHILDHOOD AND ADOLESCENCE[Tudor Lucian Pop](#), Romania; A. Stefanescu; A. Grama; A. Pirvan; S. Cainap; B. Simionescu; D. Serban; R. Cornean; O. Belei; M. Pop; P.-I. Velea; I. Simesdrea; N. Miu

P0629

NON-INVASIVE TOOLS FOR LIVER DISEASE ASSESSMENT IN OBESE CHILDREN[Corina Pienar](#), Romania; P.-I. Velea; I. Ciuca; M. Tudor Voicu; A. Popescu; I. Sporea

P0630

STRUCTURAL CHANGES IN THE LIVER AND FEATURES OF METABOLIC CHANGES IN CHILDREN WITH NONALCOHOLIC FATTY LIVER DISEASE COMBINED WITH BILIARY DYSKINESIAN. Zavgorodnya; [Olga Lukyanenko](#), Ukraine

Paediatric pancreatic disease

P0631

A MULTICENTRE REGISTERED CLINICAL TRIAL ON DIAGNOSTIC PRACTICE IN PEDIATRIC PANCREATITIS (PINEAPPLE - PAIN IN EARLY PHASE OF PEDIATRIC PANCREATITIS)[Dóra Mosztbacher](#), Hungary; A. Parniczky; A. Tóth; V. Ila; M. Abu El Haija; I. Tokodi; B. Fehér; T. Decsi; P. Hegyi

P0632

PRELIMINARY RESULTS FROM APPLE STUDY (ANALYSIS OF PEDIATRIC PANCREATITIS). MULTICENTRIC, INTERNATIONAL, PROSPECTIVE, CLINICAL TRIAL[Andrea Parniczky](#), Hungary; B. Nemeth; D. Mosztbacher; A. Tóth; A. Demcsák; N. Lasztity; A. Szentesi; G. Tóth; V. Ila; J. Czelecz; C. Andorka; I. Guthy; I. Tokodi; L. Gárdos; I. Vass; A. Tarnok; G. Veres; P. Hegyi

Pancreatitis, acute

Poster Session

09:00 - 17:00

Hall X4

Pancreas II

P0633 

RISK STRATIFICATION DEPENDING ON THE TIMING OF TRANSMURAL ENDOSCOPIC DEBRIDEMENT AFTER SEVERE ACUTE PANCREATITIS: A RETROSPECTIVE GERMAN SINGLE CENTER ANALYSIS
Christian Meinhardt, Germany; B. Dahl; P. Troschel; D. Scholz; M. Reuther; H. Seifert

P0634 

ACUTE PANCREATITIS IN THE ELDERLY: A CAUSE FOR INCREASED CONCERN? RETROSPECTIVE EVALUATION OF A TERTIARY REFERRAL CENTER
 S. R. Fernandes; C. M. Moura; P. Santos; Joana Carvalho, Portugal; T. Antunes; J. Velosa

P0635 

ENDOSCOPIC AND PHARMACOLOGICAL PROPHYLAXIS OF POST-ERCP PANCREATITIS: A META-ANALYSIS AND SYSTEMATIC REVIEW
Salvatore Francesco Vadalà di Prampero, Italy; G. Faleschini; M. Bulajic; D. Berretti; M. Marino; N. Panic; M. Zilli

P0636 

THE UTILITY OF SIRS AND BISAP SCORES FOR PREDICTING SEVERITY, MORBIDITY AND MORTALITY IN PATIENTS WITH ACUTE PANCREATITIS
Pradeep Kakkadasam Ramaswamy, India; A. Yelsangikar; A. Nagar Krishnamurthy; N. Bhat

P0637 

A NEW SCORING SYSTEM TO PREDICT POST-ERCP PANCREATITIS
Koichi Fujita, Japan; S. Yazumi; Y. Kodama; A. Sugahara; T. Kawamura

P0638

EFFICACY OF RECOMBINANT HUMAN SOLUBLE THROMBOMODULIN FOR DISTURBANCES OF COAGULATION AND PANCREATIC ISCHEMIA/NECROSIS IN SEVERE ACUTE PANCREATITIS
Takaaki Eguchi, Japan; M. Tsujimae; A. Kanamori; A. Koizumi; H. Yamashita; A. Okada

P0639

NEW FULLY COVERED LARGE-BORE REMOVABLE METAL STENT - WITH ANTI-MIGRATORY FLANGES FOR DRAINAGE OF PANCREATIC FLUID COLLECTIONS: RESULTS OF A SINGLE CENTER EXPERIENCE
Amol Bapaye, India; V. Vyas; N. A. Dubale; H. Gadhikar; M. Mahadik; J. A. Bapaye; A. Kulkarni; R. Gaadhe

P0640

METABOLIC SYNDROME AND ACUTE PANCREATITIS
Ivana Mikolasevic, Croatia; S. Milic; L. Orlic; G. Poropat; I. Jakopic; A. Klanac; N. Kristo; D. Stimac

Pancreatitis, chronic (including hereditary disorders)

P0641 

INVOLVEMENT OF GENETIC FACTORS IN THE AETIOLOGY OF ALCOHOLIC CHRONIC PANCREATITIS
Amandine Abrantes, France; E. Masson; M. Robaszkiewicz; J.-M. Chen; C. Férec

P0642 

IS SURGERY USEFUL TO CURE CHRONIC PAIN IN ALCOHOLIC CHRONIC PANCREATITIS?
Benoit Bordacahar, France; A. Couvelard; M. Pierre Vullierme; P. Lévy; A. Sauvanet; P. Ruszniewski; V. Rebours

P0643 

BELGIAN NATIONWIDE REGISTRY ON CHRONIC PANCREATITIS: A PROSPECTIVE OBSERVATIONAL STUDY OF MORE THAN 800 PATIENTS.
Michael Fernandez Y Viesca, Belgium; M. Arvanitakis; C. Musala; W. Van Steenberghe; V. Putzeys; F. Ausloos; B. Bastens; P. Gast; G. Roeyen; E. Cesmeli; I. Scheers; M. Delhaye; P. H. Deprez

P0644 

MANAGEMENT OF PANCREATOLITHIASIS: A NATIONWIDE SURVEY IN JAPAN
Kazuo Inui, Japan; A. Masamune; Y. Igarashi; H. Ohara; S. Tazuma; M. Sugiyama; Y. Suzuki; H. Miyoshi; S. Yamamoto; Y. Takeyama

P0645 

EXTRACORPOREAL SHOCK WAVE LITHOTRIPSY FOR PANCREATIC DUCT STONES IS EFFECTIVE IN TERMS OF PAIN RELIEF AND USE OF OPIOIDS
Stefan Haraldsson, Denmark; S. Roug; C. Nøjgaard; S. Novovic; E. Feldager; P. N. Schmidt

P0646

MALNUTRITION IS A COMMON COMPLICATION IN CHRONIC PANCREATITIS OUTPATIENTS AND SIGNIFICANTLY ASSOCIATED WITH IMPAIRED MUSCLE FUNCTION
Jakob L. Poulsen, Denmark; S. S. Olesen; L. Kuhlmann; H. H. Rasmussen; A. Madzak; A. M. Drewes

P0647

"DUODENAL DYSTROPHY", OR "GROOVE PANCREATITIS", OR "PARADUODENAL PANCREATITIS." DOES IT MATTER WHICH ONE YOU CHOOSE? LESSONS OF 71 CASES.
Viacheslav Ivanovich Egorov, Russia; R. Petrov; N. Starostina; A. Vankovich

Pancreatic cancer: Clinical

P0648

GLYPICAN-1 IDENTIFIES CANCER EXOSOMES AND DETECTS VARIOUS DIGESTIVE SYSTEM NEOPLASMSYan-jie Chen, China; X. Shen

P0649

PANCREATIC CANCER DIAGNOSTIC BIOMARKERS-FROM LITERATURE TO CLINICAL TESTINGAsif Ali, Pakistan; N. B. Jamieson; S. Bell; A. Bilsland; J. Morton; J. Slavin; V. Brown; V. Lynch; M. Elgoweini; D. Chang; S. Denley; C. Orange; Z. Ul-Haq; D. Mackay; M. Derakhshan; C. McKay; C. R. Carter; F. Duthie; K. A. Oien

P0650

REAL-LIFE USE OF INTENSIFIED CHEMOTHERAPY FOR METASTATIC PANCREATIC CANCER IN EUROPEGeorg Beyer, Germany; M. A. Javed; N. Le; M. Schober; A. Vinci; R. D. Morgan; R. Hubner; J. Valle; H. Wong; S. Chowdhury; Y. T. Ma; D. Palmer; P. Maisonneuve; A. Neesse; M. Sund; S. Krug

P0651

ENDOSCOPIC ULTRASOUND-GUIDED HYBRIDTHERM ABLATION IN PATIENTS WITH STAGE III PANCREATIC DUCTAL ADENOCARCINOMA: PROSPECTIVE SINGLE CENTER COHORT STUDYMaria Chiara Petrone, Italy; S. G. G. Testoni; M. Cava; E. Dabizzi; W. Linzenbold; M. Enderle; F. De Cobelli; S. Gusmini; M. Reni; M. Falconi; P. G. Arcidiacono

P0652

WORLDWIDE SURVEY ON OPINIONS AND USE OF MINIMALLY INVASIVE PANCREATIC RESECTIONJony van Hilst, The Netherlands; T. de Rooij; M. Abu Hilal; H. J. Asbun; J. Barkun; U. Boggi; O. R. C. Busch; K. Conlon; M. G. Dijkgraaf; H.-S. Han; P. D. Hansen; M. L. Kendrick; A. L. Montagnini; C. Palanivelu; B. I. Rosok; S. V. Shrikhande; G. Wakabayashi; H. Zeh; C. M. Vollmer; D. A. Kooby; M. G. H. Besselink

P0653

WATCHFUL FOLLOW-UP IS ACCEPTABLE, BASED ON CLINICAL OUTCOMES OF MAIN DUCT INTRADUCTAL PAPILLARY MUCINOUS NEOPLASMS OF THE PANCREASAtsushi Kubo; Japan; T. Noda; M. Izuta; C. Ogawa; T. Matsunaka; H. Tamaki; M. Shibatogeto;

P0654

WITHDRAWN

P0655

CLINICAL EFFICACY OF PET/CT IN PATIENTS WITH INCREASED SERUM CA19-9 WITHOUT BILIARY TRACT OR PANCREATIC MALIGNANCYKyu Taek Lee, South Korea; J. H. Kim

P0656

A PROSPECTIVE COMPARATIVE STUDY OF THE 'SUCTION METHOD' VERSUS THE 'NO SUCTION PLUS SUCTION METHOD' IN ENDOSCOPIC ULTRASOUND-GUIDED FINE NEEDLE ASPIRATION OF MALIGNANT PANCREATIC SOLID MASSESKei Kuraoka, Japan; Y. Okabe; Y. Naito; Y. Ishida; T. Ushijima; O. Fukahori; M. Yasumoto; O. Tsuruta; T. Torimura

P0657

ENDOSCOPIC ULTRASONOGRAPHY OF THE PANCREAS REFLECTS EXOCRINE AND ENDOCRINE FUNCTIONYoshihiro Hamada, Japan; K. Maeshiro; Y. Nakayama**Endocrine tumours of the pancreas**

P0658

ENDOSCOPIC ULTRASOUND (EUS) HAS THE EDGE OVER CT/MRI IN THE DETECTION OF PANCREATIC NEUROENDOCRINE TUMOURS (PNETS) IN PATIENTS WITH MULTIPLE ENDOCRINE NEOPLASIA TYPE I (MEN1)Christopher T. W. Chia, Singapore; I. Koumoutsos; I. Nasr; S. DeMartino; J. Meenan

P0659

THE RELATIONSHIP BETWEEN GASTROENTEROPANCREATIC NEUROENDOCRINE NEOPLASM (GEP-NEN) PROGNOSIS RE-STRATIFICATION AND KI-67 VARIABILITY: A SINGLE CENTER STUDYRong Lin, China; Q. Zhang; Z. Ding

P0660

SLIT2-ROBO1 SIGNALLING ACTIVATES RAS TO SUPPRESS METASTASIS, AND IS ASSOCIATED WITH TIME-TO-PROGRESSION IN PANCREATIC NEUROENDOCRINE TUMOURSAndreas Göhrig, Germany; K. M. Detjen; M. Welzel; A. Behm; I. Eichhorn; A. Pascher; R. Arsenic; C. Grötzingler; B. Wiedenmann; C. Fischer

P0661

NATURAL HISTORY AFTER LONG-TERM FOLLOW UP OF PANCREATIC NEUROENDOCRINE TUMORS (PNET), BASED ON THE DETECTION OF THE PROLIFERATION CELL INDEX (KI-67) OBTAINED BY EUS-GUIDED FINE NEEDLE ASPIRATION (EUS-FNA)M. F. Brasil; Carolyn D. Nava, Brazil; J. G. G. D. A. L. Cabral; J. C. Ardengh; G. F. Paduani; L. S. Hybner

P0662

THE ROLE OF EUS-FNA IN THE DIAGNOSIS AND GRADING OF PANCREATIC NEUROENDOCRINE TUMORSSilvia Carrara, Italy; D. Rahal; M. Di Leo; A. Zerbi; A. Anderloni; L. Di Tommaso; D. Federico; A. Repici

Endoscopy, upper GI

Poster Session

09:00 - 17:00

Hall X4

Endoscopy and Imaging II

P0663 **SIMPLE AND SAFE FORCEPE STRIP TECHNIQUE FOR GASTRIC SUBMUCOSAL TUMORS ORIGINATING FROM MUSCULARIS PROPRIA LAYER**I. K. Yoo; H. J. Chun; J. M. Lee; J. M. Lee; S. H. Kim; H. S. Choi; [Eun Sun Kim](#), South Korea; B. Keum; Y. T. Jeon; H. S. Lee; C. D. Kim; S. Y. Lee; B. K. ChoiP0664 **MINIMAL ESOPHAGEAL LESIONS DETECTED BY DIGITAL CHROMOENDOSCOPY USING OPTICAL ENHANCEMENT SYSTEM™ ASSOCIATED TO HIGH DEFINITION PLUS OPTICAL MAGNIFICATION IN NON EROSIIVE REFLUX DISEASE (NERD)**[Carlos Robles-Medrandá](#), Ecuador; M. Valero; M. Soria; M. Puga; J. Ospina; H. Alvarado; H. Pitanga LukashokP0665 **ENDOSCOPIC SUBMUCOSAL DISSECTION FOR GASTRIC NEOPLASMS WITH THE CONTINUOUS USE OF LOW-DOSE ASPIRIN: ANALYSIS OF 101 PATIENTS**[Hideaki Harada](#), Japan; S. Suehiro; D. Murakami; R. Nakahara; T. Shimizu; Y. Katsuyama; K. Hayasaka

P0666

A NOVEL FULLY-SYNTHETIC AND SELF-ASSEMBLED PEPTIDE SOLUTION FOR ENDOSCOPIC SUBMUCOSAL DISSECTION INDUCED ULCER; A FEASIBILITY STUDY[Toshio Uraoka](#), Japan; Y. Ochiai; A. Fujimoto; O. Goto; K. Takabayashi; Y. Kawahara; K. Hori; T. Kanai; S. Matsuda; Y. Kitagawa; N. Yahagi

P0667

DETECTION OF EARLY NEOPLASIA AND PREDICTION OF TREATMENT EFFICACY FOR ADVANCED CANCERS USING HYPOXIA IMAGING ENDOSCOPY EQUIPPED WITH LASER SOURCE[Kazuhiro Kaneko](#), Japan; H. Yamaguchi; T. Saito; Y. Oono; H. Ikematsu; T. Yano; A. Sato; M. Kojima

P0668

WITHDRAWN

P0669

HANDS-ON TRAINING ON PORCINE MODELS FOR ENDOSCOPIC SUBMUCOSAL DISSECTION (ESD) AND PER-ORAL ENDOSCOPIC MYOTOMY (POEM) - DOES IT HELP TRAINING OF PHYSICIANS FOR THESE ADVANCED PROCEDURES?[Amol Babaye](#), India; M. Mahadik; N. A. Dubale; V. Vyas; S. Dorwat; P. Desai

P0670

PRAGUE CLASSIFICATION FOR BARRETTES OESOPHAGUS: A STUDY TO SEE THE DEGREE OF COMPLAINE BY THE ENDOSCOPISTS[Tariq Mahmood](#), United Kingdom

P0671

RISK FACTORS FOR METACHRONOUS GASTRIC CARCINOMA DEVELOPMENT AFTER ENDOSCOPIC RESECTION OF GASTRIC DYSPLASIA; RETROSPECTIVE , SINGLE CENTER STUDY[Hee Seok Moon](#), South Korea; J. S. Kim; S. H. Kang; J. K. Sung; H. Y. Jeong

P0672

DOES SHOCK INDEX (SI) CONTRIBUTE IN THE RISK ASSESSMENT OF PATIENTS WITH ACUTE UPPER GASTROINTESTINAL BLEED (AUGIB)?[Sonam Naik](#), United Kingdom; D. Forrest; S. I. Husaini; S. Gupta

P0673

CREATING A VIRTUAL LESION WITH A POLYPECTOMY SNARE: A SIMPLE AND INEXPENSIVE METHOD TO ASSESS THE "PIG RO RESECTION RATE" DURING ENDOSCOPIC SUBMUCOSAL DISSECTION TRAINING IN ANIMAL MODELSJ. Jacques; R. Legros; [Sophie Geyl](#), France; C.-Y. Couquet; P. Carrier; T. Tabouret; L. Bianchi; M. Debette-Gratien; A. Le-Sidaner; V. Loustaud-Ratti; D. Sautereau

P0674

WITHDRAWN

P0675

AUTOMATIC LABELING OF ABNORMAL MICROVESSELS ON EARLY GASTRIC CANCER: MAGNIFYING NARROW-BAND IMAGING USING GRAY-LEVEL CO-OCCURRENCE MATRIX AND VECTOR QUANTIZATION TECHNIQUES[Takashi Kanesaka](#), Japan; T.-C. Lee; N. Uedo; H.-Z. Chen; J.-Y. Lee; H.-P. Wang; H.-T. Chang

P0676

NOVEL ENDOSCOPIC FINDINGS OF MULTIPLE WHITE FLAT LESIONS: A NEW SUBTYPE OF HYPERPLASTIC POLYPS IN THE STOMACH[Rino Yamaoka](#), Japan; T. Kojima; K. Yao; K. Chuman; K. Imamura; H. Takahashi; S. Fujiwara; T. Nagahama; T. Ueki

P0677

IMPACT OF TIME TO ENDOSCOPY ON MORTALITY IN PATIENTS WITH NON VARICEAL UPPER GI BLEED[Syed Anjum Ali Gardezi](#), United Kingdom; C. Tibbatts; A. Foliaki

P0678

APPLICATION OF A NOVEL ENDOSCOPIC SUTURING COIL IN ENDOSCOPIC SUBMUCOSAL DISSECTION (ESD)Y. Bi; Y. Liu; [Min Min](#), China; L. Wang

P0679

EFFICACY OF MAGNIFYING ENDOSCOPY WITH BLUE LASER IMAGING FOR DIAGNOSIS OF RANGE OF EARLY GASTRIC CANCER

Takahiro Nakano, Japan; O. Dohi; K. Terasaki; N. Iwai; T. Ueda; A. Majima; Y. Gen; T. Okayama; N. Yoshida; K. Kamada; K. Uchiyama; T. Ishikawa; T. Takagi; O. Handa; H. Konishi; Y. Naito; Y. Itoh

P0680

THE IMPACT OF THE UNITED KINGDOM NATIONAL OE-SOPHAGOA-GASTRIC CANCER AWARENESS CAMPAIGN

Stavroula Pelitari, United Kingdom; N. Sharma; I. Rahman

P0681

SAFETY AND USEFULNESS IN ELDERLY PATIENTS 80 YEARS OR OLDER OF ENDOSCOPIC SUBMUCOSAL DISSECTION FOR EARLY GASTRIC AND ESOPHAGEAL CANCERS

Yasuo Miyamoto, Japan; S. Nonaka; I. Oda; S. Abe; H. Suzuki; S. Yoshinaga; Y. Kawaguchi; Y. Saito

P0682

COMPARISON OF LANSOPRAZOLE WITH VONOPRAZAN FOR TREATING POST-ENDOSCOPIC SUBMUCOSAL DISSECTION ULCERS

Akio Koizumi, Japan; H. Yamashita; A. Okada

P0683

OVER-THE-SCOPE CLIP FOR THE MANAGEMENT OF ENTEROCUTANEOUS FISTULA (ECF) AND PERISTOMAL LEAKAGE

Majidah Bukhari, USA; V. Kumbhari; M. ElZein; A. Ismail; Y.-I. Chen; Y. H. Chavez; S. Ngamruengphong; M. Khashab

P0684

EXPANDING RELATIVE INDICATION OF ESD FOR EARLY GASTRIC CANCER ACCORDING TO THE SURGICAL CASES OF POST NON-CURATIVE ESD

Hideomi Tomida, Japan; T. Ninomiya; K. Michitaka

P0685

THE EFFECTIVENESS OF THE TRIAMCINOLONE-LOADED THERMOGEL SYSTEM TO PREVENT ESOPHAGEAL STRICTURE AFTER ENDOSCOPIC SUBMUCOSAL DISSECTION IN A PORCINE MODEL

C. Zhang; Q. Li; L. Yu; Mei-dong Xu, China

P0686

THE ROLE OF MINIPROBE ENDOSCOPIC ULTRASONOGRAPHY IN THE DECISION OF EARLY GASTRIC CANCER TREATMENT

R. Daegon; D. Kang; H. Kim; C. Choi; S. Park; S. Kim; H. Nam; W. Choi; J. Cho; Jungmin Park, South Korea; S. Lee

P0687

USEFULNESS OF THE MARGIN AROUND LESION FINDINGS BY MAGNIFYING ENDOSCOPY WITH NARROW-BAND IMAGING IN EARLY GASTRIC CARCINOMA.

K. Hamada; Tohru Itoh, Japan

P0688

THE TUNNEL + CLIP STRATEGY INCREASES THE EASE AND SPEED OF OESOPHAGEAL ESD: A RANDOMIZED STUDY IN PIGS.

J. Jacques; Romain Legros, France; S. Geyl; C.-Y. Couquet; P. Carrier; L. Bianchi; V. Loustaud-Ratti; D. Sautereau;

P0689

ENDOSCOPIC RESECTION FOR DUODENAL LESIONS: OUTCOMES OF THE 374 PATIENTS FROM A RETROSPECTIVE SINGLE-CENTER STUDY

Quan-Lin Li, China; C. Lim; P.-H. Zhou

P0690

IMPROVING EFFICIENCY IN THE ENDOSCOPY UNIT: WHAT CAN WE DO TO REDUCE 'DID NOT ATTEND' (DNA) AND LATE CANCELLATION RATES?

Yusuf Hussain, United Kingdom; S. Moreea

P0691

PERCUTANEOUS ENDOSCOPIC JEJUNOSTOMY AS THERAPEUTIC INDICATION IN PATIENTS WITH PARKINSON'S DISEASE

Zuzana Durkovicova, Slovakia; M. Szantova

P0692

A PROSPECTIVE RANDOMIZED CONTROLLED TRIAL OF VONOPRAZAN VS RABEPRAZOLE FOR GASTRIC ULCERS AFTER ENDOSCOPIC SUBMUCOSAL DISSECTION

Hiroyuki Komori, Japan; H. Ueyama; A. Nagahara; Y. Akazawa; T. Takeda; K. Matsumoto; K. Matsumoto; D. Asaoka; M. Hojo; S. Watanabe

P0693

DIFFERENTIAL DIAGNOSIS OF DIFFERENTIATED GASTRIC CANCER BY USING RAPID FLOW CYTOMETRY METHOD AS A CLINICAL APPLICATION.

Suzuki Akane, Japan; T. Yamada; T. Noguchi; A. Serizawa; S. Kotake; N. Ikari; N. Kanai; T. Shioyama; H. Kubo; S. Yamamori; N. Kobayashi; N. Hinata; Y. Nagashima; Y. Muragaki; K. Taniguchi; M. Yamamoto

P0694

OESOPHAGEAL ESD FOR BARRETT'S NEOPLASIA TAKES 9.9MIM/CM2 & DEPENDS ON THE LESION SIZE & CIRCUMFERENTIAL EXTENSION OF THE NEOPLASIA

M. Abdulla; A. A. Alkandari; F. J. Q. Chedgy; K. Kandiah; S. Subramaniam; G. Longcroft-Wheaton; Pradeep Bhandari, United Kingdom

P0695

NEW ENDOSCOPIC FINDING OF ESOPHAGEAL ACHALASIA WITH ST SHORT HOOD : "CORONA APPEARANCE"

Hironari Shiwaku, Japan; K. Yamashita; T. Matsuoka; T. Ohmiya; H. Okada; Y. Shiwaku; S. Nimura; H. Inoue; S. Hasegawa

Endoscopy, colon

P0696 

FULL THICKNESS RESECTION DEVICE (FTRD): A NOVEL TOOL FOR COLONOSCOPIC ADENOMA RESECTION. FIRST CLINICAL EXPERIENCE FROM TWO TERTIARY REFERRAL CENTERS IN SWITZERLAND.

Patrick Roger Aepli, Switzerland; R. Frei; J. Borovicka; D. Criblez

P0697 

IMPLEMENTATION OF AN OPTICAL DIAGNOSIS STRATEGY SAVES COSTS AND DOES NOT IMPAIR CLINICAL OUTCOMES OF A FIT-BASED CRC SCREENING PROGRAMME

Jasper Vleugels, The Netherlands; M. J. E. Greuter; Y. Hazewinkel; V. M. H. Coupé; E. Dekker

P0698 

ENDOSCOPIC SUBMUCOSAL DISSECTION (ESD) OF SUPERFICIAL COLORECTAL NEOPLASMS AT THE ANAL CANAL AND ILEOCECAL VALVE

Federico Iacopini, Italy; Y. Saito; T. Gotoda; W. Elisei; C. Grossi; F. Montagnese; G. Costamagna

P0699 

OPTIMIZING WITHDRAWAL TIME AND USE OF FUSE ENDOSCOPE ACHIEVE SIMILAR RESULTS IN TERM OF INCREASING ADENOMA DETECTION RATE. RESULTS OF A PRELIMINARY OBSERVATIONAL STUDY

Gianpiero Manes, Italy; M. Devani; S. Saibeni; I. Arena; G. De Nucci; P. Andreozzi; B. Omazzi

P0700 

PREDICTORS RELATED TO COLONOSCOPY COMPLICATIONS IN AN ORGANISED COLORECTAL CANCER SCREENING PROGRAMME WITH IMMUNOCHEMICAL FAECAL OCCULT BLOOD TEST

I. Idígoras Rubio; Eunate Arana-Arri, Spain; I. Bilbao; J. Fernandez; I. Fernandez; L. Martinez-Indart; I. Gutierrez-Ibarluzea; M. I. Portillo Villares

P0701 

REAL TIME HISTOLOGY AT ENDOSCOPY - VIRTUAL ELECTRONIC CHROMOENDOSCOPY AND PROBE CONFOCAL LASER ENDOMICROSCOPY CAN ASSESS SUBTLE MUCOSAL AND VASCULAR INFLAMMATORY CHANGES IN ULCERATIVE COLITIS PATIENTS.

Marietta Iacucci, Canada; X. Gui; O. Akinola; R. Panaccione; S. Ghosh

P0702 

DIAGNOSTIC ACCURACY OF THE NICE CLASSIFICATION FOR PREDICTING DEEP SUBMUCOSAL INVASION IN COLON LESIONS ASSESSED IN VIVO. PRELIMINARY RESULT

Ignasi Puig, Spain; M. Lopez-Ceron; M. Pellise; A. Herreros de Tejada; A. Arnau; M. Fornells Sala; L. De Castro; A. Ferrandez; O. Nogales Rincon; J. López Vicente; A. Z. Gimeno Garcia; P. Vega; M. Hernández Conde; H. Nuñez; D. Rodriguez-Alcalde; A. Burgos; L. Rivero Sanchez; J. García Alonso; E. Martinez- Bauer; P. Diez-Redondo; J. Mendoza; J. Ducons García; P. Estevez; J. Llaó; V. Hernandez; S. Soto; D. Martinez-Ares; M. A. Álvarez-González; J. M. Pascual; F. Porta; F. Dominguez; J. Cubiella; M. A. Simon; L. Cid; A. Isava; B. Peñas; A. Burgos; J. García Lledó; M. López Ibáñez; M. Bustamante; F. Gomollon; C. Sostres; F. Riu Pons; R. Macenlle; J. De la Revilla Negro; R. Campo Fernandez; G. de la Poza; A. Martínez Turnes; P. Quintas; N. Ascon; F. Vida

P0703 

VALIDATION OF ENDOSCOPIC CLASSIFICATION FOR COLORECTAL LATERALLY SPREADING TUMORS USING AN EDUCATIONAL WEBSITE

Roel M. M. Bogie, The Netherlands; L.-C. Chang; B. Winkens; T. Matsuda; S. Tanaka; H. Yamano; M. Rutter; R. Kiesslich; A. Ono; A. Sanchez Yague; T. Kaltenbach; R. Soetikno; S.-E. Kudo; H. M. Chiu; S. Sanduleanu

P0704 

COLORECTAL POLYPS DIAGNOSIS BY NARROW-BAND IMAGING - DIFFERENCES BETWEEN THE CLINICAL TRIALS AND THE REAL WORLD

Joana Castela, Portugal; J. Moleiro; R. Vale Rodrigues; C. Martins; F. Ávila; J. Cortez-Pinto; S. Mão de Ferro; I. Rosa; M. Serrano; J. Pereira da Silva; S. Ferreira; I. Marques; I. Claro; P. Lage; A. Dias Pereira

P0705

COLONOSCOPIC FINDINGS IN PATIENTS WITH INCIDENTAL COLONIC FOCAL FDG UPTAKE

Eugénie Rigault, France; L. Lenoir; G. Bouguen; M. Pagenault; A. Lièvre; E. Garin; L. Siproudhis; J.-F. Bretagne

P0706

ENDOSCOPIC REMOVAL OF EARLY STAGE COLORECTAL CANCER IN A FIT-BASED SCREENING POPULATION: PROGRESS STILL TO BE MADE

E. Wieten; Esmée Jacomina Grobbee, The Netherlands; E. J. Kuipers; P. Didden; M. J. Bruno; M. C. W. Spaander

P0707

FULL SPECTRUM ENDOSCOPY (FUSE) VERSUS STANDARD FORWARD VIEWING ENDOSCOPE (SFVE) IN A HIGH RISK POPULATION

Soeren Roepstorff, Denmark; S. Hadi; M. Rasmussen

P0708

1L MORNING-ONLY POLYETHYLENE GLYCOL PLUS ASCORBIC ACID WITH PREPACKAGED LOW-RESIDUE DIET VERSUS 2L POLYETHYLENE GLYCOL PLUS ASCORBIC ACID FOR BOWEL PREPARATION: A RANDOMIZED TRIAL

Joon Young Choi, South Korea; H. Yoon; G. Na; C. M. Shin; Y. S. Park; N. Kim; D. H. Lee

P0709

A NEW DEVICE FOR ACHIEVING ADEQUATE BOWEL PREP IN POORLY PREPPED PATIENTS RECEIVING A REDUCED PRE-PROCEDURAL PREPARATION

J. Perez; L. Bermudez; M. Leopoldo; Ori Segol, Israel; M. Libes

P0710

ACCURACY OF THE FULL SPECTRUM ENDOSCOPY SYSTEM (FUZE) FOR PREDICTION OF COLORECTAL POLYP HISTOLOGY ACCORDING TO THE REQUIREMENTS OF THE PIVI STATEMENT

Helmut Neumann, Germany; G. E. Tontini; M. Vieth; K. Mönkemüller

P0711

EFFECT OF THE MAGNETIC ENDOSCOPE IMAGER ON COLONOSCOPY PERFORMANCE BY A SINGLE ENDOSCOPIST

Luke B. Materacki, United Kingdom; J. Kennedy; H. Kriel; T. Brooklyn

P0712

ASSESSING PREDICTORS OF THE BOWEL PREPARATION QUALITY FOR COLONOSCOPY

Waleed Fateen, United Kingdom; V. nadesalingham; Y. Subramaniam; H. Thygesen; R. Rameshshanker; A. Haycock; B. P. Saunders

P0713

THE ADENOMA TO POLYP DETECTION RATE QUOTIENT VARIES AMONG DIFFERENT PATIENT POPULATIONS: IMPLICATIONS FOR THE QUALITY METRICS OF COLONOSCOPY

Andrea Buda, Italy; F. Vieceli; ; M. De Bona; A. Bellumat; M. Tollardo; G. Terrosu; A. Anderloni; A. Crudeli; C. Hassan; A. Repici; M. De Boni

P0714

CAN A SMALL POLYP SURPRISE A BIG ENDOSCOPIST?

Szymon Pietruszka, Poland; P. Wyszynska;

Z. Wojciechowska; A. Szczepanik

P0715

NEWLY DESIGNED COLONIC EX-VIVO MODEL WITH REAL FLAT LESIONS FOR LEARNING ENDOSCOPIC SUBMUCOSAL DISSECTION IN WESTERN COUNTRIES: DOUBLE EVALUATION INCLUDING EXPERTS' ASSESSMENT AND LEARNING CURVE STUDY ON FELLOWS

Jean-Michel Gonzalez, France; G. Vanbiervliet; J. I. Tellechea; P. Miranda -Garcia; E. Coron; M. Barthet

P0716

FACTORS AFFECTING THE IMPLEMENTATION OF NEW ACCEPTED PRACTICES (NAP) TO IMPROVE PATIENTS' SAFETY IN GASTROINTESTINAL ENDOSCOPY UNITS

Yulia Shmunis, Isreal; E. Santo; S. Magzenik; Y. Cogan; S. Klenter; E. Abayev; R. Bruck

P0717

HIGHER NUMBER OF SMALL (<10MM) ADENOMAS DETECTED WITH ENDOCUFF-ASSISTED COLONOSCOPY IN A SCREENING POPULATION

Lucas G. Cavallaro, Italy; P. Lecis; E. Galliani; E. Dal Pont; A. Giacomini; P. Iuzzolino; E. Macri; C. Roldo; F. Soppelsa; S. Di Camillo; R. Mel; B. Germanà

P0718

PREVALENCE OF SERRATED ADENOMAS/POLYPS AT COLONOSCOPY IN A REGIONAL HOSPITAL IN QUEENSLAND, AUSTRALIA

Sneha John, Australia; A. Azzam; S. Stanley; D. Jones

P0719

HISTOLOGICAL PREDICTION OF COLORECTAL POLYPS BY NARROW-BAND IMAGING - ACCURACY AND INTER-OBSERVER AGREEMENT IN STATIC IMAGES' EVALUATION

Joana Castela, Portugal; J. Moleiro; R. Vale Rodrigues; F. Ávila; C. Martins; S. Mão de Ferro; I. Rosa; M. Serrano; J. Pereira da Silva; S. Ferreira; I. Marques; I. Claro; P. Lage; A. Dias Pereira

P0720

COLORECTAL ENDOSCOPIC SUBMUCOSAL DISSECTION IN WESTERN WORLD: PROMISING LESSONS FROM A PROSPECTIVE SERIES OF 85 CASES

M. Lopez Gomez; M. Hernández Conde; J. Santiago; C. González-Lois; P. Matallanos; E. Blazquez; J. Fernández Rial; J. Garcia; J. L. Calleja; L. Abreu; A. Herreros de Tejada, Spain

P0721

ENDOSCOPIC SUBMUCOSAL DISSECTION FOR COLORECTAL NEOPLASMS MORE THAN 50MM IS A FEASIBLE METHOD OF TREATMENT

Yosuke Tsuji, Japan; M. Fujishiro; Y. Sakaguchi; C. Minatsuki; I. Asada-Hirayama; K. Niimi; S. Ono; S. Kodashima; N. Yamamichi; K. Koike

P0722

IDENTIFICATION AND QUANTIFICATION OF THE CLINICAL FEATURES OF INFLAMMATORY BOWEL DISEASE AND COLORECTAL CANCER IN PATIENTS AGED <50 YEARS: WHO NEEDS URGENT COLONOSCOPY

S. Stapley; Gregory Rubin, United Kingdom; E. Shephard; D. Alsina; W. Hamilton



P0723

NARROW BAND IMAGING (NBI) VS. NBI WITH ACETIC ACID ENHANCEMENT FOR DIFFERENTIATION OF SMALL COLORECTAL POLYPSDmitry Zavyalov, Russia; S. Kashin; R. Kuvaev; E. Kraynova; T. Kryukova

P0724

ENDOSCOPIC APPLICATION OF REGENERATED OXIDIZED CELLULOSE AFTER RECTAL ENDOSCOPIC RESECTIONSeiichiro Abe, Japan; Á. Martínez-Alcalá; P. T. Kroener; H. Neumann; Y. Saito; K. Mönkemüller

P0725

THE EFFICACY AND SAFETY OF ENDOSCOPIC MUCOSAL RESECTION USING BIPOLAR INSTRUMENT IN LARGE PEDUNCULATED COLORECTAL POLYPSHiroshi Nakamura, Japan; H. Ikematsu; S. Osera; N. Okamoto; Y. Yamamoto; T. Hombu; K. Takashima; M. Imajoh; T. Kadota; H. Morimoto; Y. Oono; T. Yano; K. Kaneko

P0726

ENDOSCOPIC RESECTIONS BY EMR AND ESD IN CIRRHOTIC PATIENTS: A SAFE AND EFFICIENT PROCEDURE?Clothilde Miaglia, France; J. Dumortier; O. Guillaud; C. Chambon-Augoyard; J. C. Saurin; J. Rivory; T. Ponchon; M. Pioche

P0727

RISK ASSESSMENT OF ANTICOAGULATION AND ANTI-PLATELET THERAPY IN DELAYED POSTPOLYPECTOMY BLEEDING - A COHORT STUDYMaria Pia Costa Santos, Portugal; C. Fidalgo; A. Ferreira; C. Palmela; C. Gouveia; R. Ferreira; J. Nunes; R. Loureiro; E. Barjas; L. Glória; A. A. Santos; M. Cravo

P0728

PREDICTING ADENOMA DETECTION RATE BY POLYP DETECTION RATE AND INDIVIDUAL ADENOMA-TO-POLYP-DETECTION-RATE-RATIO IN AVERAGE-RISK COLONOSCOPIESChristoph Schramm, Germany; I. Scheller; J. Franklin; M. Demir; F. Kuetting; D. Nierhoff; T. Goeser; U. Toex; H.-M. Prof. Dr. Steffen

P0729

REAL-LIFE MANAGEMENT OF ANTIPLATELET THERAPY (APT) PRIOR TO ENDOSCOPIC PROCEDURES: DOES DAILY PRACTICE FIT IN WITH GUIDELINES?Carla Satorres, Spain; M. Bustamante-Balén; G. Plumé; F. C. Díaz; D. Álvarez de Sotomayor; M. Ponce; N. Alonso Lázaro; L. Argüello

P0730

PREDICT, RESECT AND DISCARD - A QUANTITATIVE ASSESSMENT OF THE RISKS AND COST SAVINGS IN COLORECTAL CANCER SCREENING COMPARING TWO STRATEGIES FROM THE PORTUGUESE HEALTH SYSTEMJoana Moleiro, Portugal; S. Ferreira; M. Serrano; A. Dias Pereira**Endoscopy, ERCP**P0731 **DIRECT PERORAL CHOLANGIOSCOPY BY USING A NEWLY DEVELOPED MULTIBENDING ULTRASLIM ENDOSCOPE FOR THE TREATMENT OF DIFFICULT BILE DUCT STONES**Jong Ho Moon, South Korea; Y. N. Lee; H. J. Choi; M. H. Choi; T. H. Lee; S.-W. Cha; Y. D. Cho; S.-H. Park

P0732

RAPID CARBAPENEMASE RESISTANT ENTEROBACTERIACEAE (CRE) PCR TESTING OF DUODENOSCOPES: FEASIBILITY AND ACCURACYRahul Pannala, USA; D. O. Faigel; B. Baldwin; L. J. Miller; C. C. Nguyen; M. E. Harrison; F. Tenover; D. Persing; T. E. Gryg

P0733

SPYGLASS DIRECT VISUALIZATION SYSTEM VERSUS DIRECT PERORAL CHOLANGIOSCOPY USING BY A MULTIBENDING ULTRASLIM ENDOSCOPE AS A SINGLE-OPERATOR PERORAL CHOLANGIOSCOPY FOR THE MANAGING BILIARY LESIONS: A PROSPECTIVE COMPARATIVE STUDYJong Ho Moon, South Korea; Y. N. Lee; H. J. Choi; H. K. Kim; M. H. Choi; T. H. Lee; S.-W. Cha; Y. D. Cho; S.-H. Park

P0734

A COMPARATIVE STUDY OF STRATEGIES FOR PREVENTION OF POST-ERCP PANCREATITIS AFTER EARLY PRECUT SPHINCTEROTOMY FOR BILIARY ACCESST.-L. Ang; A. B. E. Kwek; Weiquan J. Li, Singapore; M. Song; P. H. Thurairajah

P0735

ENDOSCOPIC MINOR PAPILLA SPHINCTEROTOMY IS EFFECTIVE FOR THE TREATMENT OF SYMPTOMATIC SANTORINICILE: LONG-TERM RESULTS IN A LARGE SERIESStefano Francesco Crinó, Italy; M. C. Conti Bellocchi; L. Bernardoni; G. Malleo; R. Manfredi; A. Amodio; L. Frulloni; A. Gabbriellini

P0736

SPHINCTER OF ODDI DYSFUNCTION AFTER LIVER TRANSPLANTATION: EXPERIENCE IN A HIGH VOLUME TRANSPLANT CENTERAlejandro Fernandez-Simon, Spain; D. Royg; O. Sendino; K. Chavez-Rivera; A. Mendez-Bocanegra; C. Rodriguez de Miguel; J. Llach; G. Crespo; J. Colmenero; M. Navasa; A. Cardenas

P0737

A PROSPECTIVE COMPARISON OF DIRECT DIGITAL AND BALLOON-ASSISTED CHOLANGIOSCOPY IN COMPLEX BILIARY DISEASEKarl Herba, Australia; J. Behary; P. I. Craig

P0738

ERCP IN INFANTS, CHILDREN AND ADOLESCENTS IS FEASIBLE AND SAFE - RESULTS FROM A TERTIARY CARE CENTERJ. Felix; E. Sturm; A. Busch; E. Zerabruck; F. Graepler; N.P. Malek; Martin Goetz, Germany

P0739

COMPARISON OF MAGNETIC RESONANCE CHOLANGIOPANCREATOGRAPHY AND ENDOSCOPIC RETROGRADE CHOLANGIOGRAPHY IN DISEASE SEVERITY ASSESSMENT OF PRIMARY SCLEROSING CHOLANGITIS: IMPACT ON PROGNOSISAndrea Tenca, Finland; K. Lind; E. Lantto; H. Mustonen; M. A. Färkkilä

P0740

ENDOSCOPIC BILIARY STENT INSERTION THROUGH DUODENAL STENT IN PATIENTS WITH COMBINED MALIGNANT BILIARY AND DUODENAL OBSTRUCTION UNDER STENT OR PTBD GUIDANCEJong Jin Hyun, South Korea; J. W. Choe; D. W. Lee; S. Y. Kim; S.-W. Jung; Y.-K. Jung; J.-S. Koo; H. J. Yim; S. W. Lee; H. Lee; C. D. Kim

P0741

TRANSPANCREATIC SEPTOTOMY - AN ALTERNATIVE TO PRECUT FOR DIFFICULT BILIARY ACCESS?Diogo Branquinho, Portugal; N. Almeida; D. Gomes; E. Camacho; S. Mendes; C. Sofia**Endosonography**

P0742

INTERNATIONAL MULTICENTER COMPARATIVE TRIAL OF ENDOSCOPIC ULTRASONOGRAPHY GUIDED GASTROENTEROSTOMY VERSUS SURGICAL GASTROJEJUNOSTOMY FOR THE TREATMENT OF MALIGNANT GASTRIC OUTLET OBSTRUCTIONMajidah Bukhari, USA; T. Itoi; M. ElZein; T. H. Baron; J. Nieto; Y.-I. Chen; Y. H. Chavez; S. Ngamruengphong; V. Kumbhari; A. Alawad; A. Ismail; M. Khashab

P0743

INTEROBSERVER AGREEMENT AMONGST EXPERT ACADEMIC AND NON-ACADEMIC PATHOLOGISTS FOR THE NEW 20 GAUGE PROCORE BIOPSY NEEDLE: A PROSPECTIVE MULTICENTER STUDY OF 74 CASESPriscilla Van Riet, The Netherlands; D. L. Cahen; B. Hansen; A. Larghi; G. Rindi; G. Fellegara; P. Giorgio Arcidiacono; C. Doglioni; N. L. Decarli; J. Iglesias-García; I. Abdulkader; H. Lazare Iglesias; M. Kitano; T. Chikugo; S. Yasukawa; H. van der Valk; K. Biermann; M. J. Bruno

P0744

EUS-GUIDED HEPATICO-GASTROSTOMY VS PERCUTANEOUS TRANSHEPATIC DRAINAGE FOR MALIGNANT BILIARY OBSTRUCTION AFTER FAILED ERCPAdrien Sportes, France; M. Camus; M. Greget; S. Leblanc; R. Coriat; J. Hochberger; S. Chaussade; F. Prat

P0745

ENDOSCOPIC ULTRASOUND-GUIDED BILIARY DRAINAGE FOR MALIGNANT BILIARY OBSTRUCTION AFTER FAILED ERCP: A SINGLE ITALIAN CENTER EXPERIENCEPaolo Cecinato, Italy; F. Parmeggiani; F. Azzolini; F. Decembrino; G. Sereni; C. Tioli; V. Iori; M. Cavina; R. Zecchini; R. Sassatelli

P0746

ACCURACY OF QUALITATIVE ENDOSCOPIC ULTRASOUND-GUIDED ELASTOGRAPHY FOR THE DIAGNOSIS OF MALIGNANCY OF LEFT ADRENAL GLAND MASSESJulio Iglesias-García, Spain; D. De la Iglesia-García; J. Lariño-Noia; G. Calviño-Suárez; I. Abdulkader; J. E. Domínguez-Muñoz

P0747

COMPARISON OF SPECIMEN ADEQUACY AND DIAGNOSTIC PERFORMANCES ACCORDING TO EUS-FNA TECHNIQUES IN PANCREATIC LESIONS: NO SUCTION, SUCTION AND CAPILLARY SUCTIONChang-Min Cho, South Korea; M. K. Jung; K. J. Kim; A. N. Seo; H. I. Bae

P0748

CONCORDANCE BETWEEN THE ROSEMONT AND THE STANDARD ENDOSCOPIC ULTRASOUND CLASSIFICATION OF CHRONIC PANCREATITISCristina Calviño-Suárez, Spain; D. De la Iglesia-García; J. Iglesias-García; J. López-Díaz; J. Lariño-Noia; J. E. Domínguez-Muñoz

P0749

IMPACT OF VISUAL ON-SITE EVALUATION DURING ENDOSCOPIC ULTRASOUND ON FINE NEEDLE ASPIRATION CYTOLOGYAnna Mariniello, Italy; M. Martino; M. Pandolfi; F. M. Di Matteo**Enteroscopy**

P0750

IN VIVO CHARACTERIZATION OF ABNORMALITIES IN SMALL BOWEL DISEASES USING PROBE-BASED CONFOCAL LASER ENDOMICROSCOPYNaoki Ohmiya, Japan; T. Tahara; M. Nagasaka; Y. Nakagawa; T. Shibata

P0751

DOUBLE-BALLOON COLONOSCOPY: A 7-YEAR EXPERIENCE FROM EDINBURGHDiana E. Yung, United Kingdom; A. Koulaouzidis; C. H. Fraser; K. C. Trimble; J. N. Plevris

P0752

EFFICACY AND SAFETY OF URGENT DOUBLE BALLOON ENTEROSCOPY-ASSISTED ENDOSCOPIC RETROGRADE? CHOLANGIOPANCREATOGRAPHYHiroyuki Hatamori, Japan; M. Fukushima; T. Inokuma

P0753

UTILITY OF SINGLE-BALLOON ENTEROSCOPY FOR THE DIAGNOSIS AND MANAGEMENT OF SMALL BOWEL POLYPS/TUMORS DETECTED IN CAPSULE ENDOSCOPYPatrícia Andrade, Portugal; M. Marques; H. Cardoso; G. Macedo

P0754

SMALL BOWEL REBLEEDING AFTER A SECOND ENDOSCOPIC TREATMENT IS EVEN HIGHER THAN AFTER THE FIRST ENDOSCOPIC TREATMENT IN PATIENTS WITH OBSCURE GASTROINTESTINAL BLEEDINGAna Ponte, Portugal; R. Pinho; A. Rodrigues; J. Silva; J. P. Rodrigues; M. Sousa; J. Carvalho

P0755

EFFECTS OF COMBINED CAPSULE AND BALLON-ASSISTED ENTEROSCOPY ON SURGICAL ACTIVITY FOR SMALL BOWEL DISEASES BASED ON 10-YEARS CLINICAL EXPERIENCEEkaterina V. Ivanova, Russia; E. D. Fedorov; E. V. Tikhomirova; D. E. Seleznev**Capsule endoscopy**

P0756

A PROSPECTIVE 24-WEEK MUCOSAL HEALING AND DEEP REMISSION ASSESSMENT OF SMALL BOWEL AND COLONIC CROHN'S DISEASE AS DETECTED BY COLON CAPSULE ENDOSCOPYSalvatore Oliva, Italy; S. Cucchiara; M. Aloï; F. Civitelli; F. Viola; C. Hassan; F. Maccioni; E. Casciani; S. Cohen

P0757

WHICH FACTORS MAY PREDICT THE FAILURE OF A COMPLETE SMALL-BOWEL EXAMINATION IN CAPSULE ENTEROSCOPY?Ana Ponte, Portugal; R. Pinho; A. Rodrigues; J. Silva; J. P. Rodrigues; M. Sousa; J. Carvalho

P0758

IMMEDIATE DUODENAL DELEVERY, VS DELAYED ORAL INGESTION, OF CAPSULE ENDOSCOPY: IS THE SOONER THE BETTER? A PROSPECTIVE COMPARISON OF SMALL BOWEL VISUALIZATION QUALITY, ACCORDING TO A COMPUTED ASSESSMENT OF CLEANSING SCORERafaële Gerometta, France; G. Rahmi; S. Leclaire; A. Histace; E. Abou Ali; O. Romain; P. Marteau; C. Florent; X. Dray

P0759

IS THERE ROLE OF PRE-READER FOR EXPERT, IN REAL CLINICAL FIELD OF VIDEO CAPSULE ENDOSCOPY INTERPRETATIONS. Y. Lee; H. J. Chun; I. K. Yoo; J. M. Lee; S. H. Kim; H. S. Choi; Eun Sun Kim, South Korea; B. Keum; Y. T. Jeon; H. Lee; C. D. Kim; B. K. Choi; J. M. Lee

P0760

IS FECAL CALPROTECTIN A SENSITIVE BIOMARKER FOR SMALL BOWEL CROHN'S DISEASE AS DETECTED BY CAPSULE ENDOSCOPY?Hamid Yousuf, Ireland; R. Walsh; P. Maheshwari; U. Aleem; R. Egan; O. o Dwyer; C. Gallagher; S. Azhar; D. McNamara

P0761

FECAL CALPROTECTIN AS A SELECTION TOOL FOR SMALL BOWEL CAPSULE ENDOSCOPY IN SUSPECTED CROHN'S DISEASESara Monteiro, Portugal; M. Barbosa; T. Cúrdia Gonçalves; P. Boal Carvalho; M. J. Moreira; B. Rosa; J. Cotter**Biliary and pancreatic stenting**P0762 **USEFULNESS OF THE NEWLY DESIGNED PLASTIC STENT FOR EUS-GUIDED HEPATICOGASTROSTOMY AND PANCREATIC DUCT DRAINAGE: LARGE CASE SERIES EVALUATION**Takayoshi Tsuchiya, Japan; A. Sofuni; S. Tsuji; K. Kamada; R. Tanaka; R. Tonzuka; M. Honjo; S. Mukai; M. Fujita; K. Yamamoto; Y. Matsunami; Y. Asai; T. Itoi

P0763

A NOVEL LUMEN-APPOSING METAL STENT FOR ENDOSCOPIC ULTRASOUND-GUIDED DRAINAGE: A SINGLE CENTER EXPERIENCEAndrea Anderloni, Italy; M. Di Leo; S. Carrara; R. Maselli; A. Buda; A. Amato; A. Repici

P0764

LONG-TERM OUTCOMES OF A NEWLY DEVELOPED HYBRID METAL STENT FOR ENDOSCOPIC ULTRASOUND-GUIDED BILIARY DRAINAGEDong Hui Cho, South Korea; S. S. Lee; D. Oh; T. J. Song; D. H. Park; D.-W. Seo; S. K. Lee; M.-H. Kim

P0765

THE ACTUAL IMPACT OF PREOPERATIVE BILIARY DRAINAGE ON POSTOPERATIVE OUTCOME: ANALYSIS OF 1000 CONSECUTIVE PANCREATODUODENECTOMIES.Matteo De Pastena, Italy; G. Marchegiani; S. Paiella; G. Malleo; A. Gabbriellini; R. Salvia; C. Bassi

P0766

WIRELESS EUS-GUIDED CHOLEDOCHODUODENOSTOMY BY A CAUTERY-TIPPED LUMEN APPOSING METAL STENT FOLLOWED BY DUODENAL METAL STENT PLACEMENT: A SINGLE SESSION SEQUENTIAL APPROACH FOR CONCOMITANT MALIGNANT BILIARY AND DUODENAL OBSTRUCTION

Andrea Anderloni, Italy; S. Carrara; A. Buda; M. Di Leo; A. Repici

P0767

EUS-ASSISTED CHOLEDOCHODUODENOSTOMY WITH METAL STENTS FOR PATIENTS WITH MALIGNANT BILIARY OBSTRUCTION: A COMPARATIVE ANALYSIS OF OUTCOMES BETWEEN TUBULAR AND LUMEN-APPPOSING STENTS

Carlos De La Serna Higuera, Spain; R. Sanchez-Ocana; I. Peñas-Herrero; P. Gil-Simon; P. Díez-Redondo; V. Busto; R. Amo Alonso; M. Pérez-Miranda

P0768

EFFICACY AND SAFETY OF ENDOSCOPIC-ULTRASOUND GUIDED BILIARY DRAINAGE; AN UPDATE META-ANALYSIS

Abdellah Hedjoudje, France; A. Sportes; S. Koch; L. Vuitton; F. Prat

P0769

NEWLY DEVELOPED FLOWER-TYPE COVERED SELF-EXPANDABLE METAL STENT FOR PREVENTING CHOLECYSTITIS AND PANCREATITIS: PHYSICAL PROPERTIES

Jong Kyun Lee, South Korea; J.-I. Yang; J. K. Park; K. H. Lee; K. T. Lee; S.-G. Kang

P0770

RISK FACTORS FOR POSTPROCEDURAL PANCREATITIS AFTER ENDOSCOPIC PAPILLECTOMY

Seong Jae Yeo, South Korea; C.-M. Cho; J. Heo; M. K. Jung; K. J. Kim; M. H. Kim

P0771

OUTCOMES AND TECHNICAL METHODS OF ENDOSCOPIC THERAPY FOR ACUTE CHOLECYSTITIS IN OUR HOSPITAL

Takayuki Fujimori, Japan; H. Kamada; T. Yamashita; K. Kobayashi; K. Kato; T. Masaki

Oesophagus / stomach / duodenum

Poster Session

09:00 - 17:00

Hall X4

Surgery II

P0772 

DIGESTIVE ALTERATIONS AS EVALUATED BY THE 13C-MTG BREATH TEST IN PATIENTS AFTER BARIATRIC SURGERY

Laura Uribarri González, Spain; L. Nieto; J. Lariño-Noia; J. Iglesias-García; A. Sueiro; J. Baltar; I. Baamonde; J. E. Domínguez-Muñoz

P0773 

DIFFERENCES IN SURVIVAL AFTER CURATIVE R0-RESECTION FOR KOREAN AND GERMAN GASTRIC CANCER PATIENTS: RESULTS FROM A PROPENSITY SCORE MATCHED ANALYSIS

Daniel Reim, Germany; Y. W. Kim

P0774

PERIOPERATIVE TRANSFUSION OF BLOOD PRODUCTS IN GASTRIC CANCER PATIENTS NEGATIVELY INFLUENCES ONCOLOGIC OUTCOME - A RETROSPECTIVE PROPENSITY SCORE WEIGHTED ANALYSIS

Daniel Reim, Germany; A. Novotny

P0775

ESOPHAGECTOMY FOR ESOPHAGEAL CANCER WITH SUPRACLAVICULAR LYMPH NODES METASTASIS

Satoru Matono, Japan; T. Tanaka; N. Mori; H. Hino; K. Kadoya; R. Nishida; K. Saisho; Y. Akagi; H. Fujita

P0776

FEASIBILITY AND EFFICACY OF MODIFIED PERORAL ENDOSCOPIC MYOTOMY (LIU-POEM) IN PATIENTS WITH ACHALASIA: A RETROSPECTIVE COMPARISON STUDY

Bingrong Liu, China; Y. Guang; J.-T. Song

Hepatobiliary / pancreas / spleen

P0777 

PREVENTION OF FISTULA AFTER DISTAL PANCREATIC RESECTION

J. Wennerblom; C. Jönsson; B. Tingstedt; B. Björnsson; Christoph Ansoerge, Sweden; J. Blomberg; M. Del Chiaro

P0778 

RISK-BASED PATIENT SELECTION IN OPEN AND MINIMALLY-INVASIVE DISTAL PANCREATECTOMY: AN ACS-NSQIP STUDY

Sjors Klompmaker, The Netherlands; D. van Zoggel; A. A. Watkins; M. F. Eskander; J. F. Tseng; M. G. H. Besselink; A. J. Moser

P0779

ROLE OF EXTERNAL JEJUNAL DRAINAGE AND PERIOPERATIVE SERUM ALBUMIN EVALUATION IN PREDICTION AND MANAGEMENT OF PANCREATIC FISTULA

Mario Gruppo, Italy; A. Geron; F. Zingales; B. Martella; V. Beltrame; I. Angriman; R. Bardini

P0780

TOTAL PANCREATECTOMY: SHORT-TERM AND LONG-TERM OUTCOMES OF THE APANCREATIC STATE

Alessandra Pulvirenti, Italy; J. He; A. Pea; N. Reeze; C. Gasparini; M. Weiss; J. L. Cameron; C. Bassi; C. Wolfgang; R. Salvia



P0781

SOLID PSEUDOPAPILLARY TUMOURS OF THE PANCREAS: SPECIFIC PATHOLOGICAL FEATURES PREDICT THE LIKELIHOOD OF POSTOPERATIVE RECURRENCE

Giovanni Marchegiani, Italy; S. Andrianello; M. Massignani; G. Malleo; L. Maggino; S. Paiella; C. R. Ferrone; C. Luchini; A. Scarpa; P. Capelli; M. Mino-Kenudson; K. D. Lillemoe; C. Bassi; C. Fernandez-Del Castillo; R. Salvia

P0782

ACUTE CHOLECYSTITIS CLASSIFICATION. ANALYSIS AND EVALUATION OF THE NEW DIAGNOSTIC CRITERIA AND SEVERITY OF ACUTE CHOLECYSTITIS REVISED BY TOKYO GROUP 2013

S. L. Briones-Fraga; Norma Eleane Basurto-Acevedo, Mexico; A. Reding-Bernal; H. J. Rivera-Cadena; R. Gaxiola-Werge; J. L. De-Leon-Rendon

P0783

MODIFIED FOLFOX6 AND BEVACIZUMAB AS NEOADJUVANT CHEMOTHERAPY FOR PATIENTS WITH POTENTIALLY CURABLE BILOBAR LIVER METASTASES FROM COLORECTAL CANCER

Atsuyuki Maeda, Japan; Y. Kaneoka; Y. Takayama; Y. Fukami; S. Onoe

P0784

PERCUTANEOUS TRANSHEPATIC BILIARY DRAINAGE - FIRST STEP IN THE PALLIATIVE TREATMENT OF MALIGNANT BILIARY OBSTRUCTION?

Povilas Ignatavicius, Lithuania; R. Riauka; G. Barauskas

P0785

RBC DISTRIBUTION WIDTH (RBC-DW) AND ACUTE CHOLECYSTITIS. CORRELATION BETWEEN THE RBC DISTRIBUTION WIDTH (RBC-DW) AND THE DESCRIPTIVE TRANSOPERATIVE FEATURES TABLE (HGM), THE NEW DIAGNOSTIC CRITERIA AND SEVERITY ASSESSMENT IN TOKYO GUIDELINES

Jorge Luis De-Leon-Rendon, Mexico; R. Gaxiola-Werge; N. E. Basurto-Acevedo; S. L. Briones-Fraga; H. J. Rivera-Cadena; A. Reding-Bernal

P0786

CONTEMPORARY APPROACHES TO CHOOSING SURGICAL TREATMENT FOR PATIENTS WITH COMPLICATED FORMS OF CHRONIC PANCREATITIS

V. I. Pylypchuk; Volodymyr Galyuk, Ukraine

P0787

IMPACT OF PRE-TRANSPLANT SARCOPENIA AND SEQUENTIAL CHANGES IN SARCOPENIC PARAMETERS AFTER LIVING DONOR LIVER TRANSPLANTATION

Toshimi Kaido, Japan; Y. Hamaguchi; S. Okumura; A. Kobayashi; H. Shirai; S. Yagi; Y. Tamai; N. Inagaki; S. Uemoto

Basic/pathogenesis/pathology**Poster Session**

09:00 - 17:00

Hall X5

IBD II

P0788

SILVER NANOPARTICLES NANOAg1 AND NANOAg2 ATTENUATE EXPERIMENTAL COLITIS IN MICE THROUGH MODULATION OF COLONIC MICROBIOTA

Hubert Zatorski, Poland; K. Siczek; A. Chmielowiec-Korzeniowska; J. Pulit-Prociak; M. Smiech; R. Kordek; L. Tymczyna; M. Banach; J. Fichna

P0789

MACROPHAGES BEHAVIOUR AGAINST ADHERENT AND INVASIVE E. COLI (AIEC) ISOLATED FROM CROHN'S DISEASE PATIENTS IN RELATION WITH HOST FACTORS SUSCEPTIBILITY

Anthony Buisson, France; E. Vazeille; L. Ouchchane; M. Goutte; J.-P. Hugot; A. Dubois; R. Minet-Quinard; D. Bouvier; G. Bommelaer; N. Barnich

P0790

THE EFFECT OF ORAL S1P RECEPTOR MODULATOR (FTY720) ON COMPLEMENT CASCADE AND NUMBER OF NORMAL STEM CELLS TRAFFICKING IN PERIPHERAL BLOOD IN A MURINE MODEL OF ULCERATIVE COLITIS

Wojciech M. Marlicz, Poland; K. Serwin; E. Kubis; S. Rzeszotek; M. Lewandowska; E. Urasinska; M. Z. Ratajczak

P0791

MICROBIAL COMPOSITION AND FUNCTION ARE ASSOCIATED WITH ILEAL POUCH SYMPTOMS INDEPENDENTLY OF INFLAMMATION

Williams Turpin, Canada; K. Borowski; A. Tyler; K. Croitoru; O. Kelly; M. S. Silverberg

P0792

PHARMACOKINETICS AND PHARMACODYNAMICS FOLLOWING ORAL ADMINISTRATION OF PTG-100, A PEPTIDE ANTAGONIST OF INTEGRIN A4B7

Thamilarasi Annamalai, USA; L. Mattheakis; A. Bhandari; D. Liu; G. Zemedet; S. Hadley; L. Zhao; N. Rao

P0793

ENDOPLASMIC RETICULUM STRESS ENHANCES THE RELEASE OF SERINE PROTEASES BY EPITHELIAL CELLS ALTERING THE INTESTINAL BARRIER FUNCTION

Nuria Sola Tapias, France; C. Bonnart; A. Denadai-Souza; C. Blanpied; A. Edir; C. Roland; G. Dietrich; C. Deraison; N. Vergnolle; F. Barreau

P0794

EFFECTS OF HUMAN AMNION-DERIVED MESENCHYMAL STEM CELL TRANSPLANTATION AND CONDITIONED MEDIUM ENEMA IN RATS WITH TRINITROBENZENE SULFONIC ACID-INDUCED COLITIS

Shuichi Miyamoto, Japan; S. Ohnishi; I. Tsuchiya; R. Ohnishi; H. Hosono; H. Takeda; N. Sakamoto



P0795

TERTIARY LYMPHOID ORGANS IN GUT MUCOSA OF NEWLY DIAGNOSED, UNTREATED INFLAMMATORY BOWEL DISEASE PATIENTSCarolijn Smids, The Netherlands; C. S. Horjus Talabur Horje; J. W. R. Meijer; M. J. Groenen; M. K. Rijnders; E. G. van Lochem; P. J. Wahab

P0796

TOLL-LIKE RECEPTOR 9 MODIFIES INTESTINAL SEROTONERGIC SYSTEMElena Layunta, Spain; E. Latorre; R. Forcén; L. Grasa; J. Pardo; M. Castro; M. A. Plaza; M. P. Arruebo; J. E. Mesonero

P0797

ASSOCIATION OF BACTEROIDETES WITH ENDOSCOPIC ACTIVITY IN PATIENTS WITH INFLAMMATORY BOWEL DISEASE (IBD)I. Baston-Rey; R. A. Sueiro; Manuel Barreiro-de Acosta, Spain; L. Uribarri González; R. Ferreiro Iglesias; J. M. Leiro; J. E. Domínguez-Muñoz

P0798

GENETIC DIFFERENCES IN THE OUTER MEMBRANE PROTEINS SEQUENCE AMONG COMMENSAL AND ADHERENT-INVASIVE E. COLI STRAINSCarla Camprubí, Spain; B. Ruiz del Castillo; M. Fernandez-Díaz; L. Martínez-Martínez; M. Martínez-Medina

P0799

ANTIBIOTICS-MEDIATED INCREASE IN LARGE INTESTINAL PROTEASE ACTIVITY IS ASSOCIATED WITH IMPAIRED INTESTINAL BARRIER FUNCTIONS AND AGGRAVATION OF SPONTANEOUS COLITISHongsup Yoon, Germany; M. Schaubeck; D. Haller; G. Hörmannspenger

P0800

OXIDATIVE STRESS PARAMETERS FOR THE DISEASE ACTIVITY EVALUATION IN ULCERATIVE COLITIS PATIENTSKadri Atay, Turkey; B. Canbakan; E. Koroglu; I. Hatemi

P0801

AQUAPORIN EXPRESSION AND LOCALIZATION IN COLONIC BIOPSIES FROM COLLAGENOUS COLITIS PATIENTSA. Holm; A. Mancebo Gimenez; V. Loitto; E. Vikström; Andreas Münch, Sweden

P0802

ALTERED HUMAN DENDRITIC CELL PHENOTYPE AND SUBSET COMPOSITION IN THE BLOOD AND GASTROINTESTINAL TRACT OF ULCERATIVE COLITIS PATIENTSDavid Bernardo, Spain; M. Chaparro; I. Mora-Gutierrez; A. C. Marin; P. M. Linares; A. Díaz-Guerra; F. de la Morena; M. Jimenez; J. P. Gisbert

P0803

THE ROLE OF PLATELETS IN INFLAMMATORY BOWEL DISEASESamuel Bourke, United Kingdom; A. Chauhan; T. Iqbal; P. F. Lalor

P0804

LOSS OF PRDX6 AMELIORATES DSS-INDUCED ACUTE AND CHRONIC COLITISHassan Melhem, Switzerland; S. Lang; K. Atrott; G. Rogler; I. Frey-Wagner

P0805

THE ROLE OF DIPEPTIDYL PEPTIDASES IN INFLAMMATORY BOWEL DISEASESimone Jaenisch, Australia; A. Ferrante; C. Abbott; P. Bampton; J. Fon; R. Yazbeck

P0806

ROLE OF EXTRINSIC PRIMARY AFFERENTS AND ASIC 3 IN PELVIC CROSS-ORGAN SENSITIZATIONKarim Atmani, France; L. Langlois; G. Gourcerol; M. Meleine**Aetiology/epidemiology**

P0807

INDIAN MIGRANTS HAVE A HIGHER INCIDENCE OF ULCERATIVE COLITIS, MORE SEVERE DISEASE PHENOTYPE AND YOUNGER AGE OF PRESENTATION IN SECOND GENERATION MIGRANTS COMPARED WITH CAUCASIANS: RESULTS FROM A 1-YEAR PROSPECTIVE POPULATION-BASED INCEPTION COHORT STUDYRavi Misra, United Kingdom; O. Faiz; S. Sakuma; J. Burisch; P. Munkholm; N. Arebi

P0808

NATURAL HISTORY OF PERIANAL CROHN'S AND PREDICTORS: LONG-TERM FOLLOW-UP ON A POPULATION-BASED COHORTM.-L. Rabilloud; L. Siproudhis; J.-F. Bretagne; M. Pagenault; E. Bajeux; A. Gerfaut; J.-F. Viel; I. Tron; M. Robaszkiewicz; Guillaume Bouguen, France

P0809

CLOSTRIDIUM DIFFICILE INFECTION WORSEN OUTCOME OF HOSPITALIZED PATIENTS WITH INFLAMMATORY BOWEL DISEASEYe Chen, China; T. Zhang

P0810

INFLAMMATORY BOWEL DISEASE AND COLORECTAL CANCER: INTERIM ANALYSIS OF A SINGLE CENTER RETROSPECTIVE CHART REVIEWMaria Fragkaki, Greece; M. Bachlitzanaki; K. Karmiris; A. Theodoropoulou; E. Vardas; G. Paspatis

P0811

WITHDRAWN

P0812

IMPACT OF BIOLOGICAL THERAPY ON IBD HOSPITALIZATIONS OUTCOMES: REPORT FROM AN ITALIAN TERTIARY CENTRE BETWEEN 2000 AND 2013

Franco Scaldaferrì, Italy; M. T. Pistone; G. Rizzatti; V. Ojetti; A. Poscia; L. R. Lopetuso; M. Volpe; E. Schiavoni; E. Gaetani; D. McNamara; A. Armuzzi; G. Cammarota; A. Gasbarrini

P0813

PREVALENCE OF IRON DEFICIENCY WITHOUT ANAEMIA IN INFLAMMATORY BOWEL DISEASE AND ITS IMPACT ON THE QUALITY OF LIFE

Carlos González Alayón, Spain; C. Pedrajas Crespo; S. Marín Pedrosa; J. M. Benítez Cantero; E. Iglesias Flores; V. García Sánchez

Diagnosis and monitoringP0814 **DEVELOPMENT AND VALIDATION OF A TANDEM LIQUID CHROMATOGRAPHIC MASS SPECTROMETRIC (LC-MS/MS) ASSAY FOR THE MEASUREMENT OF VEDOLIZUMAB (VLZ) LEVELS IN PATIENT SERUM**

Christina Christ, Germany; A. Dignass; F. Hartmann; J. Stein

P0815 **THE INFLUENCE OF VITAMIN D ON EXPRESSION OF CYTOKINES MRNA IN IBD**

Zuzana Leskova, Slovakia; A. Krajcovicova; K. Soltys; S. Stuchlik; I. Sturdik; T. Koller; M. Huorka; T. Hlavaty

P0816 **DEVELOPMENT OF A DIAGNOSTIC SCORING SYSTEM TO PREDICT MICROSCOPIC COLITIS**

John S. Kane, United Kingdom; R. Sood; G. R. Law; D. J. Gracie; N. To; M. J. Gold; A. C. Ford

P0817 **THE ROLE OF FAECAL CALPROTECTIN IN A PRIMARY CARE REFERRAL PATHWAY IN THE UK**

M. Tan; Y. Subramaniam; C. Cheong; F. Hasan; G. W. Moran; Waleed Fateen, United Kingdom; A. Jawhari

P0818

COLONOSCOPY SURVEILLANCE IN LONG STANDING INFLAMMATORY BOWEL DISEASE IN A GENERAL DISTRICT HOSPITAL AND COMPARISON BETWEEN WHITE LIGHT ENDOSCOPY AND CHROMOENDOSCOPY IN DETECTING DYSPLASIA DURING SURVEILLANCE

Stavroula Pelitari, United Kingdom; G. Marinopoulos; N. Sharma

P0819

ENDOSCOPY SIGNIFICANTLY IMPROVES OUTCOME PREDICTION IN ACUTE SEVERE COLITIS

Samuel Raimundo R. Fernandes, Portugal; P. Santos; C. M. Moura; P. Marques da Costa; J. Carvalho; L. A. Correia; J. Velosa

P0820

RISK OF COLORECTAL ADENOMAS IN PATIENTS WITH MICROSCOPIC COLITIS: A CASE-CONTROL STUDY

Fernando Fernández-Bañares, Spain; A. Salas; Y. Zabana; M. Aceituno; L. Ruiz; A. Castells; M. Esteve

P0821

POST-INDUCTION SERUM INFLIXIMAB TROUGH LEVEL WAS ASSOCIATED WITH MUCOSAL HEALING AFTER INITIATING THERAPY IN CROHN'S DISEASE

J. Tang; Gao Xiang, China; M. Zhi; P. Hu

P0822

PREDICTORS OF TISSUE HEALING IN ULCERATIVE COLITIS PATIENTS TREATED WITH ANTI-TNFA AGENTS

N. Viazis; N. Viazis; G. Bamias; D. Goukos; T. Koukouratos; K. Katopodi; P. Karatzas; C. Triantos; C. Tsolias; G. Theocharis; S. D. Ladas; D. G. Karamanolis; Gerassimos Mantzaris, Greece

P0823

CLINICAL SIGNIFICANCE OF PERIPHERAL BLOOD TH17 CELLS IN EVALUATING DISEASE ACTIVITY OF INFLAMMATORY BOWEL DISEASE : A MULTI-CENTER CLINICAL STUDY

Nan Gao, China; R. Li; W. Chen

P0824

A NOVEL FECAL CALPROTECTIN ASSAY USING THE LATEX AGGLUTINATION TURBIDIMETRIC IMMUNOASSAY IS USEFUL FOR ULCERATIVE COLITIS PATIENTS IN EVALUATION OF MUCOSAL HEALING

Sakiko Hiraoka, Japan; T. Inokuchi; S. Takashima; D. Takei; Y. Sugihara; M. Takahara; K. Harada; Y. Seki; K. Watanabe; H. Okada

P0825

MEASURING APPARENT DIFFUSION COEFFICIENT VALUES IN COLLAPSED AND DISTENDED SMALL BOWEL LOOPS HAS A POTENTIAL IN EXCLUDING INFLAMMATORY BOWEL DISEASE IN PATIENTS WITHOUT BOWEL PREPARATION: A STUDY IN HEALTHY SUBJECTS

I. Apine; J. Pokrotnieks; M. Leja; Santa Atteka, Latvia; I. Pukite; G. Krumina

P0826

TERMINAL ILEAL MOTILITY AS A BIOMARKER FOR CROHN'S DISEASE ACTIVITY DURING MR ENTEROGRAPHY: A PROSPECTIVE STUDY

Alex Menys, United Kingdom; C. Puylaert; C. E. Tutein Nolthenius; A. Plumb; J. Makanyanga; D. Pendsé; G. Bhatnagar; F. Vos; J. Stoker; S. Taylor

P0827

EARLY CHANGE IN FECAL CALPROTECTIN PREDICTS PRIMARY NON-RESPONSE TO ANTI-TNF THERAPY IN INFLAMMATORY BOWEL DISEASE

Polychronis Pavlidis, United Kingdom; S. Gulati; P. Dubois; G. Chung-Faye; J. Tumova; L. Medcalf; L. M. Choong; R. Sherwood; I. Bjarnason; B. Hayee

P0828

CHARACTERISTICS OF ASYMPTOMATIC PERIANAL FISTULA IN CROHN'S DISEASE DIAGNOSED BY MAGNETIC RESONANCE IMAGINGMin Zhang, China; X. Jiang; J. Zhou; M. Su; M. Zhi; X. Gao; P. Hu

P0829

DERMATOLOGICAL COMPLICATIONS OF ANTI-TNF THERAPY IN INFLAMMATORY BOWEL DISEASEPatrícia Andrade, Portugal; S. Lopes; R. Gaspar; A. C. Nunes; F. Magro; G. Macedo

P0830

MR ENTEROCOLONOGRAPHY EVALUATION FOR SMALL BOWEL STRICTURES IN PATIENT WITH CROHN'S DISEASE: COMPARISON WITH BALLOON ENTEROSCOPYFujii Toshimitsu, Japan; K. Takenaka; M. Kimura; K. Matsuoka; M. Nagahori; K. Ohtsuka; M. Watanabe

P0831

CONVENTIONAL TREATMENT REGIMENS FOR ULCERATIVE COLITIS ALLEVIATE FATIGUE - AN OBSERVATIONAL COHORT STUDYTore Grimstad, Norway; K. B. Norheim; J. T. Kvaloy; K. Isaksen; K. Leitao; A. Carlsen; L. Karlsen; L. Aabakken; R. Omdal

P0832

STRUCTURAL BOWEL DAMAGE REMAINS STABLE DURING FOLLOW UP OF QUIESCENT CROHN'S DISEASE PATIENTSM. Zarchin; M. M. Amitai; A. Lahat; D. Yablecovitch; S. Neuman; N. Levhar; E. Klang; B. Avidan; H. Yanai; I. Dotan; Y. Chowers; B. Weiss; S. Ben-Horin; R. Eliakim; Uri Kopylov, Israel

P0833

RENAL INVOLVEMENT OF INFLAMMATORY BOWEL DISEASE: PROSPECTIVE STUDYSahare El Mahjoubi, Morocco; I. Haddiya; W. Khannoussi; A. El Mekkaoui; Z. Ismaili; G. Kharrasse

P0834

THE ECONOMIC BURDEN OF INFLAMMATORY BOWEL DISEASEJohn Bonello, Malta; S. Chetcuti; M. Farrugia; J. Burisch; P. Ellul

P0835

RISK FACTORS OF CLINICAL RELAPSE IN PATIENTS WITH ULCERATIVE COLITIS IN CLINICAL AND ENDOSCOPIC REMISSIONMargalida Calafat Sard, Spain; T. Lobatón; A. Hernández-Gallego; M. Mañosa Ciria; P. Torres-Rodríguez; E. Cabré; I. Ojanguren; E. Domènech

P0836

NO IRON AND NO ANEMIA: WHO ARE THESE CROHN'S PATIENTS AND WHAT IS THEIR EVOLUTION?Tiago Cúrdia Gonçalves, Portugal; S. Monteiro; M. Barbosa; M. J. Moreira; J. Cotter

P0837

ANORECTAL FUNCTION AND QUALITY OF LIFE IN IBID PATIENTS WITH PERIANAL DISEASE: A PROSPECTIVE OBSERVATIONAL STUDYF. Litta; Franco Scaldaferrì, Italy; A. Parello; T. Zinicola; L. Donisi; M. Pizzoferrato; A. Gasbarrini; C. Ratto

P0838

PARALLEL TEMPORAL CHANGES IN HARVEY-BRADSHAW INDEX, TNFA AND INTESTINAL FATTY ACID BINDING PROTEIN (I-FABP) IN RESPONSE TO INFLIXIMAB (REMICADE) IN CROHN'S DISEASEAnas Al-Saffar, Sweden; C. H. Meijer; V. R. Gannavarapu; G. Hall; H. Diaz; M. Lördal; T. Ljung; P. M. Hellström; D.-L. Webb

P0839

MONITORING BONE MINERAL CONTENT WITH BY BIOIMPEDANCE ANALYSES AMONG ANTI-TNF TREATED INFLAMMATORY BOWEL DISEASE PATIENTSAgnes Anna Csontos, Hungary; A. Molnár; Z. M. Piri; S. Dakó; P. Miheller

P0840

ANTI-TNF INDUCED PSORIASIS IN INFLAMMATORY BOWEL DISEASE: A 10-YEAR EXPERIENCEPatrícia Andrade, Portugal; S. Lopes; R. Gaspar; A. C. Nunes; F. Magro; S. Magina; G. Macedo**Treatment-medical**P0841 **ETROLIZUMAB TREATMENT DOES NOT MODIFY LEVELS OF VCAM-1 IN ULCERATIVE COLITIS PATIENTS**F. Fuh; C. Looney; W. Tew; R. Erickson; R. Maciucă; M. Tang; M. Keir; S. Vermeire; Teresa Ramirez Montagut, USAP0842 **ONSET OF EFFICACY OF TOFACITINIB FOR INDUCTION THERAPY IN PATIENTS WITH ACTIVE ULCERATIVE COLITIS IN TWO MULTINATIONAL, PHASE 3 CLINICAL TRIALS**W. J. Sandborn; Silvio Danese, Italy; J. Panés; H. Zhang; D. Woodworth; A. Marren; C. SuP0843 **ETROLIZUMAB TREATMENT MODULATES MADCAM-1 LEVELS IN SERUM IN ULCERATIVE COLITIS PATIENTS**F. Fuh; R. Erickson; C. Schofield; M. Tang; R. Maciucă; M. Keir; S. Vermeire; Teresa Ramirez Montagut, USAP0844 **DEVELOPMENT AND ANALYTICAL CHARACTERIZATION OF GP2017, A PROPOSED ADALIMUMAB BIOSIMILAR**Martin Schiestl, Austria; C. Roesli

P0845 **SUSTAINED RESOLUTION OF EXTRAINTESTINAL MANIFESTATIONS IN PATIENTS WITH CROHN'S DISEASE RECEIVING ADALIMUMAB**Edouard J. Louis, Belgium; R. Löfberg; W. Reinisch; D. Schwartz; J.-F. Maa; S. Berg; B. Huang; A. W. Wang; A. M. Robinson; B. L. Pappalardo

P0846

VEDOLIZUMAB IN INFLAMMATORY BOWEL DISEASE ASSOCIATED WITH AUTOIMMUNE LIVER DISEASE PRE- AND POST-LIVER TRANSPLANTATION: A CASE SERIESTiong Yeng Lim, United Kingdom; P. Pavlidis; S. Gulati; T. Pirani; M. Samaan; G. Chung-Faye; P. Dubois; P. Irving; M. Heneghan; B. Hayee

P0847

PREGNANCY OUTCOMES IN WOMEN EXPOSED TO INFLIXIMAB (INNOVATOR)J. Slater; J. Phillips; C.-Y. Guo; M. Clark; A. Geldhof; N. Gearhart; Riikka Nissinen, The Netherlands

P0848

CROHN'S DISEASE (CD) PATIENTS WITH HIGH BODY MASS INDEX PRESENT MORE FREQUENT AND RAPID LOSS OF RESPONSE TO INFLIXIMABLoic Guerbau, France; R. Gerard; N. Duveau; P. Desreumaux; M. Boualif; J. Branche; V. Maunoury; L. Libier; S. Cattan; C. Gower Rousseau; A. Cotteau-Ieroy; M. Nachury; B. Pariente

P0849

OUTCOMES OF EMERGENCY ADMISSIONS WITH ULCERATIVE COLITIS IN ADULTS IN ENGLAND BETWEEN 2004 AND 2014James Rees, United Kingdom; J. Mytton; F. Evison; P. Patel; R. Cooney; N. Trudgill

P0850

SYSTEMATIC REVIEW - MANAGEMENT OF CHRONIC REFRACTORY POUCHITIS IN ADULTS UNDERGOING RESTORATIVE PROCTOCOLECTOMY WITH ILEOANAL POUCH ANASTOMOSIS FOR ULCERATIVE COLITISJonathan P. Segal, United Kingdom; N. S. Ding; S. K. Clark; A. L. Hart

P0851

INFLIXIMAB-TNF COMPLEXES DETERMINE THE APPEARANCE OF ANTI-DRUG ANTIBODIESHaggai Bar-Yoseph, Israel; S. Pressman; A. Blatt; A. Dahan; S. Ben-Horin; B. Ungar; U. Kopylov; Y. Chowers

P0852

GO-COLITIS 6-WEEK INDUCTION PATIENT-REPORTED OUTCOMES OF PARTIAL MAYO SCORE RESULTSShaji Sebastian, United Kingdom; C. Probert; D. R. Gaya; P. J. Hamlin; P. Irving; G. Gillespie; H. Tate; C. Wheeler

P0853

GUT MICROBIOTA OFFERS UNIVERSAL BIOMARKERS FOR INFLAMMATORY BOWEL DISEASE ACTIVITY EVALUATION AND TREATMENT OUTCOME PREDICTIONYoulian Zhou, China; Y. He; Z. Z. Xu; Y. Yang; Y. Nie; R. Knight; H. Zhou; Y. Chen

P0854

EFFICACY AND SAFETY OF GRANULOCYTE, MONOCYTE/MACROPHAGE ADSORPTIVE APHERESIS IN STEROID-DEPENDENT ACTIVE UC WITH INSUFFICIENT RESPONSE OR INTOLERANCE TO IMMUNOSUPPRESSANTS AND/OR BIOLOGICAL THERAPIES (THE ART TRIAL): CALPROTECTIN AND ENDOSCOPY RESULTSAxel Dignass, Germany; A. Akbar; B. Bonaz;

P0855

VEDOLIZUMAB PROVIDES CLINICAL BENEFIT OVER ONE YEAR IN PATIENTS WITH REFRACTORY INFLAMMATORY BOWEL DISEASE - RESULTS OF A PROSPECTIVE MULTICENTER OBSERVATIONAL STUDYRaja Atreya, Germany; D. C. Baumgart; T. Bruns; A. Dignass; K. Ende; J. Hampe; F. Hartmann; C. Langbein; J. Maul; M. F. Neurath; J. C. Preiss; R. Schmelz; C. Schmidt; H. Schulze; B. Siegmund; N. Teich; U. von Arnim; A. Stallmach

P0856

PATTERNS OF DOSE ESCALATION AMONGST PATIENTS WITH ULCERATIVE COLITIS AND CROHN'S DISEASE TREATED WITH VEDOLIZUMAB VS. INFLIXIMAB IN THE UNITED STATES (US)M. Raluy-Callado; Q. Li; M. Luo; K. Lasch; Javaria Mona Khalid, United Kingdom

P0857

THE EFFECTIVENESS OF TREATMENT OF PATIENTS WITH LUMINAL FORM CROHN'S DISEASE MESENCHYMAL STROMAL CELLS OF THE BONE MARROW - 7 YEARS OF OBSERVATIONO. Knyazev; Nina Fadeeva, Russia; A. Kagramanova; I. Ruchkina; A. Konoplyannikov; A. Parfenov; O. Boldyreva; A. Lishchinskaya; A. Babayan; N. Orlova

P0858

POSTOPERATIVE INFECTIOUS COMPLICATIONS IN CROHN'S DISEASE: RESULTS FROM PRACTICROHN STUDYAna Gutiérrez, Spain; M. Castro; C. Taxonera Samso; V. García; M. Minguez; M. D. Martín Arranz; E. Domènech; L. Castro; M. Barreiro-de Acosta; L. Cea-Calvo; C. Romero; B. Juliá De Páramo

P0859

ABP 501, A PROPOSED BIOSIMILAR TO ADALIMUMAB: FUNCTIONAL SIMILARITY ADDS TO THE TOTALITY OF EVIDENCE IN SUPPORT FOR BIOSIMILARITY IN ALL APPROVED INDICATIONS OF USEHelen McBride, USA; S. Kuhns; T. Born; P. Kaur

P0860

PHARMACOECONOMIC ANALYSIS OF BIOSIMILAR INFlixIMAB (CT-P13) IN FIVE EUROPEAN COUNTRIES IN 2015Seong-Hee Han, South Korea; S.-H. Yun; S.-W. Yoon

P0861

PREDICTORS OF LOSS OF RESPONSE TO ADALIMUMAB THERAPY; THE IMPORTANCE OF THERAPEUTIC DRUG MONITORING IN INFLAMMATORY BOWEL DISEASESZsuzsanna Kurti, Hungary; Z. Vegh; M. Rutka; L. Gonczi; K. Farkas; B. D. Lovasz; K. B. Gecse; P. A. Golovics; B. Szalay; T. Molnar; P. L. Lakatos

P0862

EFFICACY AND SAFETY OF VEDOLIZUMAB FOR INDUCTION OF REMISSION IN INFLAMMATORY BOWEL DISEASE- THE ISRAELI EXPERIENCEUri Kopylov, Israel; Y. Ron; I. Avni-Biron; B. Koslovsky; M. Waterman; S. Daher; B. Ungar; H. Yanai; N. Maharshak; O. Ben-Bassat; L. Lichtenstein; A. Bar Gil Shitrit; E. Israeli; R. Eliakim; Y. Chowers; S. Ben-Horin; I. Dotan

P0863

SYSTEMATIC LITERATURE REVIEW OF REAL-WORLD EFFECTIVENESS AND SAFETY OF VEDOLIZUMAB IN ADULT ULCERATIVE COLITIS AND CROHN'S DISEASE PATIENTSS. M. Bovens; A. Solaman; R. Curtis; S. O'Byrne; J. M. Khalid; Dirk Demuth, United Kingdom

P0864

NO DIFFERENCE IN IMMUNOGENICITY OF THE ORIGINAL AND BIOSIMILAR INFlixIMAB IN PATIENTS WITH INFLAMMATORY BOWEL DISEASEK. Malickova; Dana Duricova, Czech Republic; M. Kolar; M. Bortlik; V. Hrubá; N. Machkova; K. Mitrova; M. Lukas; M. Lukas

P0865

RISK FACTORS ASSOCIATED WITH THE NEGATIVIZATION OF ANTI-HBS ANTIBODIES IN INFLAMMATORY BOWEL DISEASE PATIENTSAlicia C. Marin, Spain; M. Chaparro; M. Ramas; A. Garre; P. M. Linares; J. Villagrasa; D. Bernardo; J. P. Gisbert

P0866

AZATHIOPRINE IN THE MAINTAINANCE OF STEROID-FREE REMISSION IN INFLAMMATORY BOWEL DISEASE PATIENTS: EFFICACY AND SAFETY IN FIVE YEARS OF FOLLOW-UPClaudio Cassieri, Italy; R. Pica; E. V. Avallone; G. Brandimarte; M. Zippi; P. Crispino; D. De Nitto; G. P. Lecca; P. Vernia; P. Paoluzi; E. S. Corazziari

P0867

IS FECAL CALPROTECTIN THE BETTER TOOL TO MONITOR DISEASE ACTIVITY IN PREGNANT IBD PATIENTS?M. Julsgaard; Lisbet Ambrosius Christensen, Denmark; C. L. Hvas; J. Fallingborg; L. Svenningsen; J. Kjeldsen; M. P. Sparrow; S. Wildt; S. Bell

P0868

OPEN LABEL OBSERVATIONAL STUDY EVALUATING THE EFFECT OF INDUCTION THERAPY WITH VEDOLIZUMAB IN PATIENTS WITH MODERATE TO SEVERE INFLAMMATORY BOWEL DISEASE INTOLERANT/RESISTANT TO AT LEAST TWO BIOLOGICALSMartine De Vos, Belgium; B. Dhooghe; S. Vermeire; E. J. Louis; F. Mana; A. Elewaut; P. Bossuyt; F. Baert; C. Reenaers; M. Van Gossum; E. Macken; M. Ferrante; P. Hindryckx; S. De Wit; T. Holvoet; D. Franchimont

P0869

ULCERATIVE COLITIS: DISEASE COURSE AND PROGNOSIS DURING THE FIRST YEAR OF DISEASESamuel Raimundo Fernandes, Portugal; L. A. Correia; J. Velosa

P0870

THE INCIDENCE OF SUBOPTIMAL THERAPY AFTER INITIATING A SECOND TUMOUR NECROSIS FACTOR ANTAGONIST IN PATIENTS WITH ULCERATIVE COLITIS: A MULTI-COUNTRY CHART REVIEWJames Lindsay, United Kingdom; J. P. Gisbert; H. Patel; L. Peyrin-Biroulet; A. Armuzzi; B. Bokemeyer; G. C. Nguyen; I. Pree; J. M. Khalid

P0871

PROBIOTICS ARE LESS EFFECTIVE THAN MESALAZINE IN MAINTAINING REMISSIONS IN IBDAndriy Sydorчук, Ukraine; R. Sydorчук; L. Sydorчук; I. Sydorчук; O. Plehutsa

P0872

BIOSIMILAR INFlixIMAB IS EFFECTIVE AND SAFE IN INFLAMMATORY BOWEL DISEASE PATIENTS NAIVE TO ANTI-TNF THERAPY: A TERTIARY CENTER EXPERIENCEMartin Bortlik, Czech Republic; M. Kolar; D. Duricova; K. Malickova; V. Hrubá; N. Machkova; K. Mitrova; M. Lukas; M. Lukas

P0873

CORRELATION BETWEEN ENDOSCOPIC AND HISTOLOGICAL HEALING IN ADULTS WITH MODERATE TO SEVERE CROHN'S DISEASE: DATA FROM EXTENDWalter Reinisch, Austria; J.-F. Colombel; P. Rutgeerts; K. Geboes; G. R. A. M. D'Haens; J. Petersson; S. Eichner; J.-F. Maa; A. M. Robinson

P0874

TUBERCULOSIS IN INFLAMMATORY BOWEL DISEASE PATIENTS UNDER TREATMENT WITH ANTI TNF ALFA AGENTS: A FREQUENT COMPLICATION DESPITE RIGOROUS SCREENINGRoxana Vadan, Romania; M. L. Cojocaru; C. Gheorghe; M. Diculescu; I. Stanel; N. Zamfirescu; L. S. Gheorghe

P0875

ADHERENCE TO ULCERATIVE COLITIS MANAGEMENT GUIDELINES BY ITALIAN GASTROENTEROLOGISTS: A MULTICENTRE PROSPECTIVE OBSERVATIONAL AIGO STUDY
[Maria Lia Scribano](#), Italy; F. Costa; A. Bortoli; C. Papi; M. Cappello; F. Bortoluzzi; L. Caserta; A. Ferronato; C. Cortelezzi; F. Manguso; F. W. Guglielmi; A. Kohn

P0876

SKIN SIDE-EFFECTS OF BIOLOGIC THERAPY AND SYSTEMIC DRUGS IN PATIENTS WITH INFLAMMATORY BOWEL DISEASES

K. Juzlova; K. Koblova; J. Hercogova; [Martin Bortlik](#), Czech Republic; D. Duricova; M. Kolar; M. Lukas

P0877

SYNERGY RESEARCH: INVESTIGATING THE COMBINED ACTION OF CHAMOMILE, MYRRH AND COFFEE CHARCOAL ON CHEMOKINE RELEASE OF ACTIVATED HUMAN MACROPHAGES

[Cica Vissiennon](#), Germany; D. Hammoud; R. Jente; K.-H. Goos; J. Arnhold; K. Nieber

P0878

EFFECT OF ADALIMUMAB ON PATIENTS WITH MODERATE TO SEVERE ULCERATIVE COLITIS IN ITALIAN CLINICAL PRACTICE SETTING: RESULTS FROM INSPIRADA
[Anna Kohn](#), Italy; L. Biancone; P. Gionchetti; S. Danese; A. Orlando; A. Lazar; A. M. Robinson; B. L. Pappalardo; M. Bereswill; M. Skup; N. Chen; R. Merolla; S. Wang; R. B. Thakkar; S. Travis

P0879

ULCERATIVE COLITIS: ARE WE DEVALUING ITS PROGRESSIVE CHARACTER?

[Paulo Massinha](#), Portugal; F. Portela; S. Campos; M. Ferreira; S. Mendes; A. M. Ferreira; C. Sofia

P0880

SAFETY PROFILE OF ANTI-TNF ALPHA THERAPY IN THE ELDERLY - A COMPARATIVE STUDY

[Carlos Bernardes](#), Portugal; P. Russo; D. Carvalho; J. Saiote; J. Ramos

P0881

SAFETY AND EFFICACY OF FERINJECT® IN THE TREATMENT OF IBD-RELATED IRON DEFICIENCY ANAEMIA UNDER DAILY PRACTICE CONDITIONS - RESULTS FROM A NON-INTERVENTIONAL POST-MARKETING SURVEILLANCE STUDY IN GERMANY

[Jürgen Stein](#), Germany; S. Vollmer; W. Klemm; S. Weber-Mangal; K. Nip; A. Dignass
WITHDRAWN

P0883

BIOLOGICAL THERAPY FOR IBD IN THE ELDERLY: SENSE, SCIENCE OR SENSIBILITY?

[Bethany H. Miller](#), United Kingdom; B. Crooks; J. Scott; U. Nosegbe; J. K. Limdi

P0884

COMPARISON OF THE EFFECTIVENESS AND COMPLICATIONS OF INFLIXIMAB AND ADALIMUMAB IN COMBINATION THERAPY WITH IMMUNOMODULATORS FOR CROHN'S DISEASE

[Agnieszka Budzynska](#), Poland; M. Gawron-Kiszka; E. Nowakowska-Dulawa; M. Hartleb

Paediatric and adolescent IBD

Poster Session

09:00 - 17:00

Hall X5

Paediatric: Lower GI

P0885

A STRUCTURED PAEDIATRIC TO ADULT TRANSITION SERVICE IN PATIENTS WITH INFLAMMATORY BOWEL DISEASE REDUCES DISEASE FLARES, REQUIREMENT FOR STEROIDS AND EMERGENCY ADMISSIONS: THE TRANSIT STUDY

[Sara McCartney](#), United Kingdom; J. O. Lindsay; R. K. Russell; D. R. Gaya; I. Shaw; T. Finney-Hayward; S. Sebastian

P0886

ACCELERATED STEP-UP APPROACH AND LONG-TERM DISEASE OUTCOMES IN PAEDIATRIC PATIENTS WITH CROHN'S DISEASE

[Lucas I Wauters](#), Belgium; F. Smets; I. Hoffman; E. De Greef; P. Bontems; P. Alliet; W. Arts; B. Hauser; S. Van Bervliet; E. Van de Vijver; I. Paquot; H. Peeters; P. Bossuyt; J.-F. Rahier; T. Moreels; O. Dewit; D. Franchimont; V. Muls; F. Fontaine; E.J. Louis; J.-C. Coche; M. De Vos; F. Baert; J. Paul; S. Vermeire; G. Veereman

P0887

THE ASSOCIATION BETWEEN PEDIATRIC-ONSET INFLAMMATORY BOWEL DISEASE AND BONE MINERAL DENSITY IN ADULTHOOD

Anat Guz Mark; F. Rinawi; R. Shamir; [A. Assa](#), Israel

P0888

REMISSION INDUCTION IN CORTICOSTEROID NAÏVE CHILDREN AND ADOLESCENTS WITH ACTIVE ULCERATIVE COLITIS BY ADSORPTIVE LEUCOCYTAPHERESIS AS MONOTHERAPY OR IN COMBINATION WITH LOW DOSE PREDNISOLONE AFTER FAILURE OF FIRST-LINE MEDICATIONS
[Tomotaka Tanaka](#), Japan; M. Akagi; H. Goishi; T. Iiboshi; T. Kajihara; T. Miura

P0889

PREDICTING DISEASE COURSE OF PEDIATRIC CROHN'S DISEASE: ROLE OF CLINICAL, ENDOSCOPIC AND IMAGING FINDINGS AT THE DIAGNOSIS

[Marina Aloj](#), Italy; F. Civitelli; S. Oliva; E. Casciani; G. D'Arcangelo; A. Spatoliatore; F. Viola; S. Cucchiara

P0890
THE CLINICAL BURDEN OF TRANSITION IN INFLAMMATORY BOWEL DISEASE

K. Siau; [Alexios Klonis](#), United Kingdom; H. Steed

P0891
PEDIATRIC CROHN'S DISEASE AND ITS DISABILITY OVER TIME: A STUDY PERFORMED WITH A NEW PEDIATRIC LÉMANN INDEX. PRELIMINARY DATA FROM A TERTIARY PEDIATRIC IBD CENTER

[Giorgia Bodini](#), Italy; S. Arrigo; A. Bizzochi; E. Giannini; V. Savarino; E. Savarino; A. Barabino;

P0892
OUTCOMES AND DETERMINING FACTORS OF A TRANSITION CLINIC PROGRAM FOR INFLAMMATORY BOWEL DISEASES (IBD) BETWEEN 2 ITALIAN TERTIARY CARE CENTERS

[Franco Scaldaferrì](#), Italy; O. A. Ricca; E. Romeo; V. Giorgio; F. Torroni; S. Faraci; F. Rea; G. Angelino; L. Dall'Oglio; P. De Angelis

P0893
FREQUENCY, CHRONOLOGICAL ORDER OF APPEARANCE AND ANTI-TNF TREATMENT OF EXTRAINTestinal MANIFESTATIONS IN PEDIATRIC PATIENTS WITH INFLAMMATORY BOWEL DISEASE

[Thomas Greuter](#), Switzerland; L. Biedermann; M. Scharl; G. Ogler; E. Safroneeva; C. Braegger; A. Nydegger; A. Schoepfer; S. R. Vavricka

P0894
ACCURACY OF IMAGING SCORING INDEXES IN PAEDIATRIC CROHN'S DISEASE PATIENTS

[Goran Hauser](#), Croatia; B. Candric; M. Radic; M. Perisc; G. Palcevski; D. Miletic; D. Stimac

Lower GI Immunology, immunity, inflammation (NOT IBD)

Poster Session

09:00 - 17:00

Hall X5

Other Lower GI Disorders II

P0895
IMPACT OF NF- κ B SUBUNIT DELETION ON THE SMALL INTESTINAL EPITHELIAL TRANSCRIPTOME FOLLOWING LIPOPOLYSACCHARIDE TREATMENT OF C57BL/6 MICE

[Michael D. Burkitt](#), United Kingdom; J. M. Williams; Y. Merga; N. Dyer; J. Caamano; P. Rosenstiel; B. Campbell; D. M. Pritchard; C. Probert

P0896
FUNCTIONAL AND MOLECULAR ANALYSIS OF THE EFFECT OF OXIDATIVE STRESS AND AGEING ON SMALL INTESTINE AND COLON

[Asma Almuhamamdi](#), United Kingdom; D. Grundy

P0897
THE SUPPRESSIVE EFFECT OF REBAMIPIDE, SUCRALFATE AND RIFAXIMIN ON INFLAMMATION AND APOPTOSIS IN RADIATION INDUCED INTESTINAL INJURY OF MOUSE

[Won Moon](#), South Korea; S. J. Park; J. H. Kim; M. I. Park; S. E. Kim; K. Jung

P0898
LOWER GASTROINTESTINAL ENDOSCOPY HAS IMPACT IN THE CLINICAL OUTCOME OF GRAFT-VERSUS-HOST DISEASE

[Sara Pires](#), Portugal; J. Lage; S. Carvalho; L. Afonso; C. Brandão; M. Dinis-Ribeiro

P0899
STROMAL DERIVED FACTOR-1 AS A SEROLOGIC BIOMARKER FOR DIAGNOSIS OF COLON ISCHEMIA WITH CARDIOVASCULAR DISEASE

[Jihan Yu](#), South Korea; S. S. Kim; S. W. Kim; H. K. Kim; H. H. Choi; Y. W. Park; H.-S. Chae

P0900
ACYL-HOMOSERINE LACTONE QUORUM SENSING MOLECULE ACTIVATES THE BITTER TASTE RECEPTOR, T2R138, IN ENTEROENDOCRINE CELLS

J. Huyhn; J. Sinnett-Smith; S. Young; R. Latorre; G. Vegezzi; R. De Giorgio; E. Rozengurt; [Catia Sternini](#), USA

Lower GI malignant disease-epidemiology

P0901
IMPLICATION OF STREPTOCOCCUS BOVIS IN COLORECTAL CARCINOGENESIS AND OTHER GASTROINTESTINAL PATHOLOGY

[Marta Gravito-Soares](#), Portugal; E. Gravito-Soares; S. Lopes; N. Silva; G. Ribeiro; C. Sofia

P0902
THE ASSOCIATION BETWEEN SMOKING DURATION AND ABSTINENCE WITH ODDS OF COLORECTAL ADENOMAS

[Naomi Fliss Isakov](#), Israel; S. Zelber-Sagi; R. Kariv

P0903
SECULAR TRENDS IN COLORECTAL CANCER IN THE UNITED KINGDOM

L. Cea Soriano; M. Soriano-Gabarró; [Luis Alberto García Rodríguez](#), Spain

P0904
MUCINOUS AND SIGNET-RING CELL COLORECTAL CANCER: RESULTS OF A POPULATION BASED COHORT

[Ulrich Nitsche](#), Germany; H. Friess; A. Agha; M. Angele; R. Eckel; W. Heitland; K.-W. Jauch; D. Krenz; N. Nüssler; H.-G. Rau; R. Ruppert; G. Schubert-Fritschle; C. Stöb; D. Wilhelm; J. Werner; J. Engel



P0905

INDICATION FOR COLONOSCOPY CORRELATES WITH STAGING AT TIME OF COLORECTAL CANCER DIAGNOSIS
Gernot Leeb, Austria; A. Baierl; A. Püspök; A. Gsur; P. Hofer; G. Böhm; K. Mach

P0906

PATIENT SEX IS ASSOCIATED WITH LYMPH NODE METASTASIS IN T1 COLORECTAL CANCER: A SYSTEMATIC REVIEW AND META-ANALYSIS
Katsuro Ichimasa, Japan; S.-E. Kudo; H. Miyachi; Y. Kouyama; F. Ishida; T. Baba; A. Katagiri; K. Wakamura; T. Hayashi; T. Hisayuki; T. Kudo; M. Misawa; Y. Mori; S. Matsudaira; Y. Kimura; Y. Kataoka

P0907

CHARACTERIZATION OF PORTUGUESE FAMILIES WITH MUIR-TORRE SYNDROME
 C. Palmela; P. Lage; I. Claro; Joana Moleiro, Portugal; I. Francisco; B. Filipe; C. Albuquerque; P. Rodrigues; P. Chaves; A. Dias Pereira

Lower GI malignant disease, pathogenesis

P0908

THE ASSOCIATION OF LOW PENETRANCE VARIANTS IN DNA REPAIR GENES WITH COLORECTAL CANCER: A SYSTEMATIC REVIEW AND META-ANALYSIS
Nikhil Aggarwal, United Kingdom; N. Donald; S. Malik; S. Selvendran; M. McPhail; K. Monahan

P0909

DIETARY EMULSIFIERS INDUCED LOW-GRADE INTESTINAL INFLAMMATION FAVORS COLONIC CARCINOGENESIS
Benoit Chassaing, USA; E. Viennois; D. Merlin; A. Gewirtz

P0910

15-LIPOXYGENASE METABOLITES IN HUMAN COLON MUCOSA, ADENOMA AND CARCINOMA TISSUES
 H. Gottschall; Christoph Schmöcker, Germany; D. Hartmann; K. Rund; N. Rohwer; N. Schebb; K. Weylandt

P0911

BMI-1 PROMOTES INVASION AND MIGRATION OF COLON CANCER STEM CELLS THROUGH DOWN-REGULATION OF E-CADHERIN
Zefeng Zhang, China; W. Sha; Q. Wang

P0912

WITHDRAWN

P0913

ASSOCIATION OF COLORECTAL ADENOMA WITH METABOLIC SYNDROME
Zhong-Hui Liu, China; S.-J. Cui; X.-M. Hu; J. K. Fan; J.-F. Gu; J.-S. Peng

Lower GI malignant disease, diagnosis/histopathology

P0914

PREVALENCE AND CHARACTERISTICS OF UNEXPECTED RECTAL CANCER IN BENIGN APPEARING LARGE NON-PEDUNCULATED RECTAL POLYPS
Maxime E. S. Bronzwaer, The Netherlands; G. D. Musters; R. M. Barendse; L. Koens; E. J. R. de Graaf; P. Tanis; E. Dekker; P. Fockens

P0915

CLINICOPATHOLOGIC AND ENDOSCOPIC FEATURES OF EARLY STAGE COLORECTAL SERRATED ADENOCARCINOMA
Daiki Hirano, Japan; S. Tanaka; S. Oka; B. Kazuki; Y. Ken; K. Sumimoto; N. Yuki; T. Yuzuru; A. Naoki; S. Kenjiro; N. Hayashi; S. Fumio; K. Chayama

P0916

DIAGNOSTIC ACCURACY OF FECAL IMMUNOCHEMICAL TEST IN PATIENTS AT HIGH-RISK FOR COLORECTAL CANCER: A SYSTEMATIC REVIEW AND META-ANALYSIS
Anastasia Katsoula, Greece; P. Paschos; A.-B. Haidich; A. Tsapas; O. Giouleme

P0917

DIMETHYLARGININE SERUM CONCENTRATIONS EFFECTIVELY IDENTIFY SUBJECTS WITH COLORECTAL CARCINOMA
Sebastian Eder, Austria; T. Felder; A. Stadlmayr; U. Huber-Schönauer; D. Niederseer; W. Patsch; E. Aigner; C. Datz

P0918

GAS CHROMATOGRAPHY SENSOR PLATFORM FOR DIAGNOSING COLONIC NEOPLASIA USING FAECAL SAMPLES
Ashley Bond, United Kingdom; R. Aggio; B. M. Corfe; S. Lewis; R. Hough; C. Probert;

P0919

USE OF CT COLONOGRAPHY (CTC) IN SELECTED PATIENTS REFERRED ON A SUSPECTED COLORECTAL CANCER PATHWAY TO A UK UNIVERSITY TEACHING HOSPITAL - ASSESSING THE POTENTIAL FINANCIAL BENEFITS OF A STRAIGHT TO TEST MODEL
Thomas Garvey, United Kingdom; C. Kane; A. Plumb; R. Vega; E. Seward

P0920

FIT IS A BETTER MARKER FOR COLONIC NEOPLASIA THAN LOWER GI BLEEDING
Mercedes Navarro, Spain; A. Ferrandez; P. Carrera; G. Hijos; P. Roncales; F. Sopena; A. Lanas

P0921

ANALYSIS OF COLORECTAL CANCERS (CRCs) DEPENDING ON THE SCREENING HISTORY FOR CRC SCREENING IN IBARAKI, JAPAN
Yoko Saitoh, Japan; H. Suzuki; I. Hyodo; M. Kaneko

P0922

USEFULNESS OF PET-CT FOR DETECTING THE PREMALIGNANT LESIONS IN COLONJae Gu Jung, South Korea; M.-O. Kwak; H. W. Kang

P0923

A NEW BLOOD TEST FOR THE DETECTION OF COLORECTAL CANCER (CRC): MEASUREMENT OF NATURAL KILLER CELL ACTIVITY (NKA) IN PATIENTS UNDERGOING COLONOSCOPYGilles Jobin, Canada; M. Provençal; G. Aumais; L.-C. Rioux; K. Herba; G. Durivage; J.-R. Lachance; K. Matouk**Lower GI malignant disease, management**P0924 **COMPARISON OF CLINICAL OUTCOMES AMONG DIFFERENT ENDOSCOPIC MODALITIES FOR RECTAL NEUROENDOCRINE TUMOR**Se Hwan Park, South Korea; Y.-S. Cho; H. H. Choi; D. Y. Cheung; J. S. Kim; B.-I. Lee; M.-G. ChoiP0925 **ARE ENDOSCOPIC SUBMUCOSAL DISSECTIONS OF CECAL TUMOR INVOLVING THE ILEOCECAL VALVE AND APPENDICEAL ORIFICE FEASIBLE?**Kinichi Hotta, Japan; K. Shinoki; K. Imai; S. Ito; Y. Yamaguchi; N. Kawata; M. Tanaka; N. Kakushima; K. Takizawa; H. Ishiwatari; H. Matsubayashi; H. OnoP0926 **THE PROGNOSTIC FACTORS AND THE IMPACT OF SURGERY ON REDUCING RECURRENCES IN T1 COLORECTAL CANCERS BASED ON A LONG-TERM SURVEILLANCE**Yuta Kouyama, Japan; S.-E. Kudo; H. Miyachi; K. Ichimasa; S. Matsudaira; Y. Kimura; T. Hisayuki; K. Wakamura; T. Hayashi; T. Kudo; Y. Mori; M. Misawa; A. Katagiri; T. Baba; F. Ishida

P0927

HEPATIC ARTERIAL INFUSION CHEMOTHERAPY FOR UNRESECTABLE LIVER METASTASES OF COLORECTAL CANCER: A MULTICENTER RETROSPECTIVE STUDYAnnie Lim, France; S. Le Sourd; H. Senellart; D. Luet; F. Douane; C. Perret; A. Bouviet; S. Metairie; E. Cauchin; P. Rougier; T. Matysiak Budnik; Y. Toucheffeu

P0928

CHARACTERISTICS OF THE NON-RESPONDER GROUPS OF THE COLORECTAL CANCER SCREENING PILOT STUDY IN LATVIAU. Kojalo; Daiga Santare, Latvia; I. Kojalo; M. Leja

P0929

IMPACT OF EVALUATION OF INDIVIDUALIZED CHEMOTHERAPY FOR COLORECTAL CANCER (CRC) BASED ON COLLAGEN GEL DROPLET-EMBEDDED DRUG SENSITIVITY TEST (CD-DST).Takumi Ochiai, Japan; K. Nishimura; Y. Abe; I. Nagaoka

P0930

DOES STENTING AS A 'BRIDGE TO SURGERY' IN LEFT-SIDED COLORECTAL CANCER OBSTRUCTION REALLY WORSEN ONCOLOGICAL OUTCOMES?Min Seob Kwak, South Korea; D.-H. Yang; Y. S. Yoon; C. S. Yu; J. C. Kim; J.-S. Byeon

P0931

EFFICACY AND SAFETY OF ENDOSCOPIC COLONIC STENTING: A RETROSPECTIVE COMPARISON OF WALL-FLEX AND NITI-S COLONIC STENTSS. Iio; T. Kuwai; Y. Miyasako; Y. Sumida; T. Takasago; T. Nishimura; Hiroki Imagawa, Japan; T. Yamaguchi; A. Yamaguchi; H. Kouno; H. Kohno**Lower GI motility disorders: Clinical**

P0932

TINED LEAD TEST STIMULATION TO PREDICT LONG-TERM BENEFIT FROM SACRAL NERVE STIMULATION IN PATIENTS WITH CHRONIC CONSTIPATION (TILTS-CC)Y. Yiannakou; Kevin J. Etherson, United Kingdom; H. Close; A. Kasim; M. Mercer-Jones; S. Plusa; R. Maier; S. Green; J. Cundall; C. H. Knowles; J. Mason

P0933

SYN-010, A PROPRIETARY MODIFIED-RELEASE FORMULATION OF LOVASTATIN LACTONE, LOWERED BREATH METHANE AND IMPROVED STOOL FREQUENCY IN PATIENTS WITH IBS-C: RESULTS OF A MULTI-CENTRE RANDOMIZED DOUBLE-BLIND PLACEBO-CONTROLLED PHASE 2A TRIALKlaus Gottlieb, USA; V. Wachter; J. Sliman; O. Coughlin; H. McFall; A. Rezaie; M. Pimentel

P0934

A DIFFERENT MECHANISMS OF DISEASE IN SUBTYPES IRRITABLE BOWEL SYNDROME AS DEMONSTRATED BY MRIChing Lam, United Kingdom; G. Chaddock; L. Marciani; C. Costigan; E. Cox; C. L. Hoad; S. Pritchard; P. Gowland; R. Spiller

P0935

ABNORMAL BALLOON EVACUATION TEST DOES NOT IDENTIFY WHICH PATIENTS WILL RESPOND TO BIO-FEEDBACK; ANORECTAL MANOMETRY OR EMG, AND STRUCTURAL EVALUATION ARE NEEDEDGiuseppe Chiarioni, Italy; O. Palsson; S. Heymen; M. Simrén; F. Cidoni; W. E. Whitehead

P0936

SIGNIFICANCE OF PUSH TEST AND BALLON EXPULSION TEST ESTABLISHED BY HIGH-RESOLUTION ANORECTAL MANOMETRY (HRAM) AND ITS SIGNIFICANCE FOR DYSSYNERGIC DEFECACTION DIAGNOSTICSOlga Storonova, Russia; A. Trukhmanov; V. Ivashkin

P0937

IMPROVEMENT OF BOWEL HABITS AND PATIENT'S SATISFACTION - A POOLED ANALYSIS OF MOST RECENT BISACODYL AND SODIUM PICOSULFATE TRIALS

Sabine Niedermeier, Germany; H. Weigmann; E. Richter; P. Kammann

P0938

GOOD AGREEMENT BETWEEN ORO-ANAL TRANSIT TIME MEASURED BY WIRELESS MOTILITY CAPSULE AND RADIOPAQUE MARKERS IN PATIENTS WITH FUNCTIONAL BOWEL DISORDERS

Karin Engstrand, Sweden; P. Jerlstad; A. Lidén; G. Näslin; G. Ringström; M. Simrén; H. Törnblom

P0939

WHAT IS MISSED AND WHAT IS STILL NEEDED FOR EFFICIENT TREATMENT OF CHRONIC CONSTIPATIONS?

Dan Carter, Israel; R. Dickman

P0940

EXTERNAL AND INTERNAL GUT IMAGING FOR MORPHO-FUNCTIONAL EVALUATION OF THE GUT

Carolina Malagelada, Spain; D. Sihuay; A. Bendezu; A. Montenegro; X. Molero; A. Nieto; A. Accarino; J. R. Malagelada; F. Azpiroz

P0941

LEVATOR ANI TENDERNESS IN PATIENTS WITH DYS-SYNERGIC DEFECTION

Giuseppe Chiaroni, Italy; O. Palsson; S. Heymen; C. Pedrazzani; W. E. Whitehead

Ano-rectal disorders other than IBD or motility-related

P0942

POPULATION PREVALENCE OF ROME IV FECAL INCONTINENCE AND ASSOCIATED RISK FACTORS IN THE UNITED STATES (US), CANADA AND THE UNITED KINGDOM (UK).

Olafur S. Palsson, USA; M. Simrén; M. van Tilburg; S. Heymen; A. D. Sperber; W. E. Whitehead

P0943

ANAL DYSPLASIA IN HIV INFECTED PATIENTS: LONG TERM RESULTS FROM A CYTOLOGICAL SCREENING PROGRAM

Marco Silva, Portugal; A. Peixoto; J.A. Sarmiento; A. Albuquerque; R. Coelho; R. Serrão; C. Pinero; H. Barroca; G. Macedo

P0944

ANAL CONDYLOMAS: PREDICTORS OF RECURRENCE AND PROGRESSION TO HIGH-GRADE DYSPLASIA / CARCINOMA IN SITU

Armando Peixoto, Portugal; M. Silva; R. Castro; R. Coelho; A. Albuquerque; J. A. Sarmiento; G. Macedo

P0945

PHASIC AND CONTINUOUS PROTOCOLS IN ANORECTAL MANOMETRICAL ASSESSMENT OF RECTAL SENSITIVITY: AGREEMENT AND CORRELATION WITH CLINICAL PRESENTATION

C. Peleman; K. Van Malderen; W. Verlinden; Heiko De Schepper, Belgium

P0946

THREE-DIMENSIONAL HIGH-RESOLUTION ANORECTAL MANOMETRY AND RECTOANAL DELTA CONTRACTILE INTEGRAL FOR THE ASSESSMENT OF FUNCTIONAL DEFECATORY DISORDERS: TOY OR TOOL?

Dario Gambaccini, Italy; M. Bellini; M. Zari; S. Russo; I. Martinucci; N. De Bortoli; A. Ricchiuti; F. Costa; M. G. Mumolo; S. Marchi

P0947

PERCEPTIONS OF CURRENT TREATMENTS FOR FECAL INCONTINENCE

Emma Carrington, United Kingdom; O. S. S. Palsson; M. Simrén; S. Heymen; A. Bharucha; S. S. C. Rao; A. Lowry; M. Gantz; S. Gould; W. E. Whitehead

P0948

ANORECTAL COMPLICATIONS IN PATIENTS WITH HEMATOLOGIC DISEASES - A SINGLE CENTER EXPERIENCE

Rafaela Vasconcelos Loureiro, Portugal; V. Borges; C. Bernardes; T. Capela; P. Russo; M. J. Silva; M. J. Bettencourt

Lower GI health services research

P0949

POTENTIATION OF LOPERAMIDE AND RACECADOTRIL ANTI-DIARRHOEAL PROPERTIES BY SACCHAROMYCES BOULARDII CNCM I-745 IN A MOUSE MODEL

Philippe Girard, France; Y. Pansart; M. Verleye

P0950

COMBINATION FECAL IMMUNOCHEMICAL TEST AND CLINICAL RISK SCORES TO PRIORITIZE SCREENING COLONOSCOPY: A MULTICENTER STUDY IN THAILAND

S. Aniwang; R. Rerknimitr; Wiriyaporn Ridditid, Thailand; T. Ratanachu-ek; S. Pongprasobchai; J. Limsrivilai; P. Pisesongsa; A. Sangchan; J. Sottisuporn; P. Angsuwatcharakon; V. Viriyautsahakul; P. Mairiang; O.-A. Sottisuporn; P. Kullavanijaya

P0951

DIFFERENCES AND SIMILARITIES OF GASTROENTEROLOGY TRAINING ACROSS EUROPE: A WEB-BASED, INTERNATIONAL SURVEY

Gianluca Ianiro, Italy; M. Maida; L. Alrubaiy; T. Bokun; T. Bruns; V. Castro; L. China; G. Conroy; D. Trabulo; C. Van Steenkiste; R. Voermans; J. Burisch

P0952

RANDOMISED CLINICAL TRIAL: 1-DAY BOWEL PREPARATION VS 2-DAY BOWEL PREPARATION WITH POLYETHYLENE GLYCOL 3350 – A CONTROLLED STUDY OF EFFICACY IN CHILDREN BOWEL PREPARATION FOR COLONOSCOPY
Wallace Gois, Brazil; M. Averbach; F. H. Ejima; G. W. Ejima; W. A. Batista; W. C. Silva; M. Barcellos

P0953

THE BURDEN OF GASTROINTESTINAL MORBIDITY AND HEALTH RESOURCE UTILIZATION IN YOUNG ADULTS.
Dan Carter, Israel; L. Katz

P0954

FIT SAMPLE STABILITY FOR HAEMOGLOBIN-POSITIVE FAECES USING THREE ANALYSIS SYSTEMS OVER SEVEN DAYS
Carolyn Piggott, United Kingdom; C. John; H. Bruce

P0955

REFERRALS TO A TERTIARY HOSPITAL: A CLINICAL SNAPSHOT OF PATIENTS WITH FUNCTIONAL GASTROINTESTINAL DISORDERS AND EFFECTIVENESS OF PRIMARY CARE MANAGEMENT
Ecushla Linedale, Australia; A. Mikocka-Walus; P. R. Gibson; J. M. Andrews

P0956

GP PARTICIPATION IN INCREASING UPTAKE IN BOWEL CANCER SCREENING: THE PEARL PROJECT
Piers Butler, United Kingdom; S. Duffy; K. Reed; M. Chesters; S. Stanley; S. Rickard; R. Roope; S. Benton

P0957

POST-POLYPECTOMY BLEEDING AMONGST PARTICIPANTS OF NEW ZEALAND BOWEL SCREENING PILOT PROGRAMME
Hui Syn Chan, New Zealand; P. Frankish

P0958

WITHDRAWN

P0959

THE IDRI STUDY: EFFECT OF DYNAMIC, DIAGNOSE SPECIFIC CHECKLISTS ON REFERRAL QUALITY IN GASTROENTEROLOGY- A RANDOMIZED CROSS OVER STUDY.
Sigrun Losada Eskeland, Norway; L. Aabakken; T. de Lange

Upper GI and small intestinal bleeding

Poster Session

09:00 - 17:00

Hall X5

Oesophageal, Gastric and Duodenal Disorders II

P0960

DELPHI STUDY ON THE MANAGEMENT OF IRON DEFICIENCY ANAEMIA IN PATIENTS WITH GASTROINTESTINAL BLEEDING
Ingolf Schiefke, Germany; J. Stein; J. Wehkamp; C. Hankey; R. Wendt; P. Clarke; S. Keshav; D. Jayne; H. Boardman

P0961

URGENT ENDOSCOPY FOR NONVARICEAL UPPER GASTROINTESTINAL HAEMORRHAGE: IMPACT OF OUT-OF-HOURS PRESENTATION AND TIMING OF ENDOSCOPY
Luís Maia, Portugal; E. Sampaio; P. S. Salgueiro; R. Küttner Magalhães; R. Marcos-Pinto; M. Dinis-Ribeiro

P0962

A COMPARATIVE STUDY OF RISK ASSESSMENT SCORES FOR ACUTE UPPER GI BLEEDS, IN PREDICTING NEED & TIME FOR INTERVENTION
Syed Anjum Ali Gardezi, United Kingdom; C. Tibbatts; A. Foliaki

P0963

MALLORY-WEISS SYNDROME: NOT SO GOOD NEWS
Luís Maia, Portugal; E. Sampaio; P. S. Salgueiro; R. Marcos-Pinto; M. Dinis-Ribeiro; I. Pedroto

P0964

THE ROLE OF ENDOSCOPIC HEMOSTASIS FOR PERIAMPULLARY DIVERTICULAR BLEEDING
 K. B. Kim; Yonghyeok Choi, South Korea; Y. Oh; E. B. Kim; K. Kim; J.-H. Han; S. M. Yoon; H. B. Chae; S. M. Park; S. J. Youn

P0965

AIMS65 SCORE AND GLASGOW BLATCHFORD SCORE SHOW NO DIFFERENCE IN PREDICTING REBLEEDING RATE AND MORTALITY IN VARICEAL BLEEDING
Ivan Budimir, Croatia; M. Gradiser; M. Nikolic; N. Barsic; N. Ljubcic; D. Kralj; I. Budimir yr

P0966

A PHASE III CLINICAL TRIAL TO EVALUATE THE ENDOSCOPIC EFFICACY AND SAFETY OF DA-5204, WITH NEW FORMULATION IN GASTRO-RETENTIVE SYSTEM, IN PATIENTS WITH ACUTE OR CHRONIC GASTRITIS
Tae-Young Oh, South Korea; M.-G. Choi; S.-j. Lee; S. K. Kim; G. A. Song; P.-L. Rhee; H.-Y. Jung; D. Kang; Y. C. Lee; S.-H. Lee; S. C. Choi; K.-N. Shim; S.-Y. Seol; J. S. Moon; Y. Shin; H. S. Kim; S. T. Lee; J.-W. Cho; E. K. Choi; O.-Y. Lee; J. S. Chang; D. H. Lee



P0967

IN-HOSPITAL AND DELAYED MORTALITY IN A SINGLE CENTER SERIES OF UPPER GASTROINTESTINAL BLEEDING, A CRITICAL ANALYSIS.

Eduardo Redondo Cerezo, Spain; R. Jimenez-Rosales; J. G. Martinez-Cara; F. Valverde-Lopez; M. Ubeda-Muñoz; J. L. Ariza-Fernandez; A. Caballero-Mateos; P. Jervez-Puente; M. Lopez de Hierro; J. de Teresa

P0968

ACUTE NECROTIZING ESOPHAGITIS: A RETROSPECTIVE CASE SERIES

Claudio Martins, Portugal; C. Teixeira; É. Gamito; A. P. Oliveira

P0969

PREDICTION OUTCOME OF ACUTE NON-VARICEAL UPPER GASTROINTESTINAL BLEEDING: PROGNOSTIC VALUE OF NON-INVASIVE RISK ASSESSMENT SCORES
ELISA SOARES

Elisa Soares, Portugal; M. Gravito-Soares; C. Lérias; C. Sofia

Community dyspepsia

P0970

POPULATION PREVALENCE OF ROME IV AND ROME III FUNCTIONAL DYSPEPSIA IN THE UNITED STATES (US), CANADA AND THE UNITED KINGDOM (UK)

Olafur S. Palsson, USA; M. Simrén; M. van Tilburg; A. D. Sperber; W. E. Whitehead

P0971

LOW YIELD REPEAT UPPER GI ENDOSCOPY FOR DYSPEPSIA PATIENTS: CONSECUTIVE SERIE FROM A TERTIARY REFERRAL CENTER

S. Carvalhana; Sonia Bernardo, Portugal; L. Freitas; C. Ferreira; L. C. Ribeiro; J. Velosa

Functional upper GI disorders: Basic

P0972

EVIDENCE FOR ANTIOXIDATIVE AND ANTIINFLAMMATORY PROPERTIES OF CARBON MONOXIDE AND HYDROGEN SULFIDE IN PATHOPHYSIOLOGY OF ASPIRIN-INDUCED GASTRIC DAMAGE

Marcin Magierowski, Poland; K. Magierowska; M. Hubalewska-Mazgaj; J. Adamski; Z. Sliwowski; D. Wojcik; S. Kwiecien; T. Brzozowski

P0973

USE OF DISTENSIBILITY TESTING TO DEMONSTRATE PYLORIC FUNCTION IN A PORCINE MODEL

Jorge Arroyo, Sweden; P.-O. Park; M. Bergstrom; S. Bligh; B. P. McMahon

P0974

ACCELERATION OF EXPERIMENTAL GASTRIC ULCER HEALING BY MELATONIN. EVIDENCE FOR THE INTERACTION OF MELATONIN WITH MEL RECEPTORS AND MUCOSAL REGENERATING FACTORS EGF AND IGF-1 AND THEIR RECEPTORS

Iwona Brzozowska, Poland; A. Ahluwalia; M. K. Jones; A. Chmura; A. S. Tarnawski; T. Brzozowski

P0975

A NEW GASTRIC ACID SUPPRESSOR, "VONOPRAZAN", IS EFFECTIVE IN PATIENTS WITH GASTROESOPHAGEAL REFLUX DISEASE REFRACTORY TO PROTON PUMP INHIBITORS

Kei Matsumoto, Japan; H. Yamashita; A. Okada

P0976

THE OVERLAP BETWEEN IRRITABLE BOWEL SYNDROME AND FUNCTIONAL DYSPEPSIA IN KOREA: ASSOCIATION OF SLC6A4 5-HTTLPR AND TRPV1 945G>C
YOON JIN CHOI

Yoon Jin Choi, South Korea; N. Kim; R. H. Nam; C. M. Shin; D. H. Lee; H. C. Jung

Upper GI nerve-gut and motility:**Transmitters/signals/receptors/enteric nervous system**

P0977

THE PREDICTIVE VALUE OF A DISTINCT LABORATORY SCORE IN THE PREDICTION OF DELAYED GASTRIC EMPTYING AND AUTONOMIC NERVE DYSFUNCTION IN PATIENTS WITH AUTOIMMUNE GASTRITIS

I. Soykan; Cagdas Kalkan, Turkey

P0978

EFFECTS OF PROTON PUMP INHIBITORS AND GENDER DIFFERENCE ON SERUM GASTRIN LEVELS

Ryo Katsumata, Japan; H. Matsumato; K. Gouda; T. Murao; M. Ishii; M. Fujita; A. Shiotani

P0979

THE EFFECT OF K027, A NOVEL OXIME ACETYLCHOLINESTERASE REACTIVATOR, ON OESOPHAGEAL MOTOR FUNCTION IN EXPERIMENTAL PIGS

Stanislav Rejchrt, Czech Republic; I. Tacheci; V. Radochova; J. Zdarova Karasova; J. Kvetina; K. Musilek; M. Kopacova; K. Kuca; T. Douda; J. Bures

Upper GI nerve-gut and motility: Brain-gut and gut-brain axes, neuro-hormonal, neural-immune and visceral sensitivity

P0980

BRAIN MECHANISMS UNDERLYING THE EFFECT OF MOTILIN RECEPTOR AGONIST ERYTHROMYCIN ON HUNGER FEELINGS IN HEALTHY VOLUNTEERS

Dongxing Zhao, Belgium; A. C. Meyer-Gerspach; E. Deloose; N. Weltens; J. Iven; I. Depoortere; J. Tack; L. Van Oudenhove

P0981

SOMATIZATION IS THE KEY LINK IN THE OVERLAP BETWEEN FUNCTIONAL GASTROINTESTINAL DISORDERS AND OTHER FUNCTIONAL SOMATIC SYNDROMES
Michael P. Jones, Australia; D. McNaughton; A. Beath; N. J. Talley

P0982

AN INCREASED PREVALENCE OF NEURODEGENERATIVE/DEMYELINATING PROCESSES IN PATIENTS WITH ESOPHAGEAL ACHALASIA - A PROSPECTIVE STUDY
Hana Svecová, Czech Republic; M. Jerie; E. Meluzinova; D. Kautznerova; J. Spicak; J. Krajciová; Z. Vackova; J. Peregrin; J. Martinek

P0983

CONCURRENT AUTOIMMUNE DISEASES AND ASSOCIATED FACTORS IN PATIENTS WITH AUTOIMMUNE GASTRITIS
 I. Soykan; Cagdas Kalkan, Turkey

P0984

EFFECT OF INTRAGASTRIC FAT INFUSION ON THE GENERALIZATION OF REWARD SENSITIVITY
Dongxing Zhao, Belgium; M. van Gils; M. Moeni-Jazani; M. Tuk; J. Tack; L. Warlop; L. Van Oudenhove

P0985

RELATIONS AMONG AUTONOMIC NERVE FUNCTION AND GASTRIC EMPTYING IN PATIENTS WITH AUTOIMMUNE GASTRITIS
 Ç. Kalkan; A. Maden; Irfans Soykan, Turkey

Upper GI motility disorders: Clinical

P0986 

DETAILED ANALYSIS OF A SINGLE U.S. CENTER EXPERIENCE WITH PERORAL ENDOSCOPIC MYOTOMY (POEM) SUGGESTS ITS EFFICACY AND SAFETY WITH SIGNIFICANT OCCURRENCE OF POST-PROCEDURAL GASTROESOPHAGEAL REFLUX
Yamile Haito Chavez, USA; S. Ngamruengphong; Y.-I. Chen; M. Bukhari; G. Hajiyeva; A. Ismail; A. Kamal; G. Aguila; V. Kumbhari; V. Singh; M. Khashab

P0987

DOES ESOPHAGEAL ENDOSCOPIC RESECTION IMPAIR ESOPHAGEAL MOTILITY? - A PROSPECTIVE STUDY USING HIGH RESOLUTION MANOMETRY
Tsutomu Takeda, Japan; K. Matsumoto; A. Nagahara; H. Komori; Y. Akazawa; Y. Yuta Nakagawa; K. Izumi; K. Matsumoto; H. Ueyama; Y. Shimada; D. Asaoka; M. Hojo; S. Watanabe

P0988

DELAYED GASTRIC EMPTYING IS ASSOCIATED WITH INCREASED RISK OF CARDIOVASCULAR DISEASE INDEPENDENT OF THE AETIOLOGY OF GASTROPARESIS
Antonia Gaus, Germany; P. Layer; V. Andresen; J. J. Holst; J. Keller

P0989

COMPARISON BETWEEN ANTERIOR AND POSTERIOR MYOTOMY DURING PERORAL ENDOSCOPIC MYOTOMY FOR TREATING ACHALASIA: A RANDOMIZED, PROSPECTIVE STUDY
Yuyong Tan, China; L. Lv; X. Wang; J. Huo; D. Liu

P0990

ABNORMAL INTRA-BOLUS PRESSURE CORRELATES WITH ESOPHAGO-GASTRIC DYSFUNCTION AND WITH INCREASING AGE - A STUDY USING HIGH-RESOLUTION MANOMETRY
Marco Della Coletta, Italy; O. Bartolo; F. Galeazzi; E. Marabotto; G. Bodini; N. De Bortoli; M. Furnari; S. Tolone; V. Savarino; E. Savarino

P0991

POSTPRANDIAL INTRAGASTRIC PH LEVELS ARE ELEVATED FOR SIGNIFICANTLY LONGER ON REFLUX MONITORING IN PATIENTS WITH CONFIRMED GASTROPARESIS.
Joanne Ooi, United Kingdom; E. Glasinovic; G. Amarasinghe; K. Nikaki; S. Gabieta-Sonmez; E. Yazaki; D. Sifrim; P. Woodland

P0992

MANAGEMENT OF RECURRENT SYMPTOMS AFTER PERORAL ENDOSCOPIC MYOTOMY IN ACHALASIA
Froukje van Hoeij, The Netherlands; F. A. Ponds; T. Rösch; J. E. Pandolfino; P. Fockens; B. A. J. Bastiaansen; J. M. Sternbach; Y. Werner; A. Smout; A. J. Bredenoord

P0993

WHICH IS THE BEST CUT-OFF TO DEFINE INEFFECTIVE ESOPHAGEAL MOTILITY?
Salvatore Russo, Italy; N. De Bortoli; S. Tolone; I. Martinucci; M. Frazzoni; M. Furnari; L. Bertani; L. Surace; S. Giannotti; M. Bellini; V. Savarino; S. Marchi; E. Savarino

Eosinophilic oesophagitis

P0994

DEVELOPMENT AND VALIDATION OF AN ENDOSCOPY-BASED ACTIVITY INDEX FOR ADULTS WITH EOSINOPHILIC ESOPHAGITIS
 A. Schoepfer; Ekaterina Safroneeva, Switzerland; I. Hirano; C. Kuehni; M. Coslovsky; M. Zwahlen; R. Panczak; E. Dellon; N. Gonsalves; J. Leung; C. Bussmann; Y. Romero; J. Alexander; G. Furuta; S. Gupta; S. Aceves; M. Chehade; J. Spergel; A. Straumann

P0995

LOW INCIDENCE OF EOSINOPHILIC OESOPHAGITIS. DO WE STILL LACK AWARENESS?
Georgios Marinopoulos, United Kingdom; S. Pelitari; I. Rahman; N. Sharma



P0996

INFLUENCE OF FOUR DIFFERENT BIOPSY FORCEPS MODELS ON QUANTITY AND QUALITY OF EPITHELIAL AND SUBEPITHELIAL TISSUE SAMPLING IN EOSINOPHILIC ESOPHAGITISAlain Schoepfer, Switzerland; C. Bussmann; E. Safroneeva; C. Sempoux; S. Godat; H.-U. Simon; A. Straumann

P0997

EFFICACY OF TOPICAL STEROIDS IN EOSINOPHILIC ESOPHAGITIS: A METAANALYSISStephan Miehlke, Germany; P. Wohlmuth; A. Madisch; A. Morgner

P0998

WITHDRAWN

P0999

SIX-FOOD ELIMINATION DIET EFFECTIVELY INDUCES AND MAINTAINS REMISSION IN ADULTS WITH EOSINOPHILIC OESOPHAGITISSusana Rodrigues, Portugal; R. Morais; R. Azevedo; G. Macedo

P1000

DIFFERENTIATION OF EOSINOPHILIC ESOPHAGEAL MYOSITIS FROM EOSINOPHILIC ESOPHAGITISHiroki Sato, Japan; N. Nakajima; G. Hasegawa; K. Takahashi; Y. Kawata; Y. Sato; T. Honma; S. Terai**Reflux disease, epidemiology**

P1001

THE PREVALENCE OF JOINT HYPERMOBILITY IN DIFFERENT PHENOTYPES OF REFLUX DISEASE: INCREASED IN OESOPHAGEAL HYPERSENSITIVITYA. Y. Nasr; A. Fikree; Q. Aziz; Daniel Sifrim, United Kingdom

P1002

THE PREVALENCE OF GERD IN PRIMARY CARE PATIENTS IN RUSSIA: PRELIMINARY DATA OF THE MULTICENTER STUDYDmitry Bordin, Russia; R. A. Abdulkhakov; A. V. Solovyeva; M. A. Butov; S. R. Abdulkhakov; O. B. Yanova; N. P. Kirilenko

P1003

QUALITATIVE EVALUATION OF THE COMPOSITION OF REFLUXATE BY 24-HOUR MULTICHANNEL ESOPHAGEAL INTRALUMINAL IMPEDANCE AND PH-MONITORING AND ITS RELATIONSHIP WITH EXTRAESOPHAGEAL REFLUX DISEASEStefan Konecny, Czech Republic; R. Kroupa; T. Pavlik; J. Dolina

P1004

STUDY OF THE PREVALENCE OF GERD SUBTYPES IN THE NATURAL POPULATION WITH HIGH ESOPHAGEAL CANCER INCIDENCE OF CHINAKun Wang, China; L.-P. Duan; L. Zhang; L. Zhang; Z. Liu; Z. He; Y. Ke

P1005

LIFESTYLE FACTORS AND GASTRO-ESOPHAGEAL REFLUX DISEASE: A CASE-CONTROL STUDY IN ALBANIAN ADULTSIndrit Kellici, Albania; A. Kocollari; S. Gjika; S. Prifti; L. Cakerri; B. Kraja**Reflux disease, complications**

P1006

PATHOLOGIC ACID REFLUX IS NOT A COMMON FINDING IN PATIENTS WITH SEVERE DENTAL EROSIONSAxel Josefsson, Sweden; A. L. Krarup; P. Jerlstad; K. Jonsson; H. Törnblom; M. Simrén**Oesophageal neoplasia: Basic**

P1007

EXPRESSION OF LINC RNA CCAT2 IN PLASMA AS POTENTIAL BIOMARKER FOR DIAGNOSIS OF ESOPHAGEAL SQUAMOUS CELL CARCINOMAXiaoying Zhou, China; G. Zhang

P1008

INSULIN PROMOTES ESOPHAGEAL ADENOCARCINOMA DEVELOPMENT IN A NON-OBESE MURINE MODEL AFTER SURGICALLY-INDUCED CHRONIC REFLUXDiletta Arcidiacono, Italy; A. Dedja; C. Giacometti; L. Dall'Olmo; M. Fassan; K. Worms; M. Cassaro; M. Ruge; D. LeRoith; A. Alberti; S. Realdon

P1009

IMMUNONUTRITION BEFORE ESOPHAGECTOMY: IMPACT ON IMMUNESURVEILLANCE MECHANISMSM. Scarpa; Andromachi Kotsafti, Italy; M. Scarpa; M. Fassan; M. T. Nardi; E. Pinto; F. Cavallin; R. Alfieri; M. Cagol; M. Ruge; I. Castagliuolo; C. Castoro**Oesophageal neoplasia: Clinical**

P1010

EFFECT OF NEOADJUVANT THERAPY ON DYSPHAGIA IN ESOPHAGEAL CANCER PATIENTS- DATA FROM A RANDOMIZED CONTROLLED TRIAL COMPARING CHEMOTHERAPY TO CHEMORADIOTHERAPYBerit Sunde, Sweden; H. Song; M. Lindblad; I. Rouvelas; L. Lundell; N. Wang; P. Lagergren; M. Nilsson

P1011

THE CLINICAL AND SERVICE IMPACT OF THE NATIONAL OESOPHAGO-GASTRIC CANCER AWARENESS CAMPAIGN: A LOCALITY ANALYSIS FROM COUNTY DURHAMSara Koo, United Kingdom; B. Awadelkarim; S. Choudhary; A. Dhar

P1012
ESOPHAGEAL STRICTURES AFTER CHEMORADIOTHERAPY FOR ESOPHAGEAL CANCER; PREDICTORS AND SURVIVAL RATE.

Norifumi Nishide, Japan; T. Nishina; S. Hori; S. Nadano; H. Ishii

P1013
CLINICAL EFFICACY OF POLYGLYCOLIC ACID SHEET TO PREVENT ESOPHAGEAL STRICTURE AFTER ENDOSCOPIC SUBMUCOSAL DISSECTION

Keum Bit Hwang, South Korea; H. Lee; Y. W. Min; B.-H. Min; J. H. Lee; J. J. Kim

P1014
CLINICAL OUTCOMES OF ENDOSCOPIC RESECTION FOR SUPERFICIAL ESOPHAGEAL SQUAMOUS CELL CARCINOMA IN CERVICAL ESOPHAGUS

Yoichi Yamamoto, Japan; T. Yano; T. Kadota; K. Hori; Y. Oono; H. Ikematsu; T. Maruo; T. Tomioka; T. Shinozaki; R. Hayashi; S. Fujii; K. Kaneko

P1015
ENDOSCOPIC ULTRASOUND (EUS) FOR PSEUDOACHALASIA, HISTORY REVISITED!

Christopher Chia, Singapore; I. Koumoutsos; I. Nasr; S. DeMartino; J. Meenan

P1016
EFFICACY OF MODIFIED ORAL STEROID ADMINISTRATION FOR PREVENTING ESOPHAGEAL STRICTURE AFTER ENDOSCOPIC SUBMUCOSAL DISSECTION

Toshiro Iizuka, Japan; D. Kikuchi; S. Hoteya; M. Kaise

P1017
TREATMENT STRATEGY FOR LATERAL SPREADING SUPERFICIAL ESOPHAGEAL CARCINOMA

Hirofumi Kawakubo, Japan; T. Omori; R. Nakamura; N. Wada; H. Takeuchi; N. Yahagi; Y. Kitagawa

Gastroduodenal neoplasia: Clinical

P1018 
THE CLINICOPATHOLOGIC FEATURES AND PROGNOSIS IN YOUNG GASTRIC CANCER PATIENTS ACCORDING TO HELICOBACTER PYLORI INFECTION

Jae Jin Hwang, South Korea; D. H. Lee; H. Yoon; C. M. Shin; Y. S. Park; N. Kim

P1019
LYMPH NODE METASTASIS RISK FOR HISTOLOGIC TYPE WITH POORLY COHESIVE COMPONENTS IN EGC CONFINED TO MUCOSA

Jae Jin Hwang, South Korea; J. P. Han; S. J. Hong; B. M. Ko; H. K. Kim; G. S. Cho

P1020
EPIDEMIOLOGY AND CLINICAL MANAGEMENT OF PATIENTS WITH GASTRIC MALT LYMPHOMA: THE FIRST POPULATION-BASED STUDY IN FRANCE

Tamara Matysiak Budnik, France; A. Cowppli-Bony; L. Bouzid; S. Orazio; A. de Mascarel; A. Ruskoné-Fourmestreaux; P. Jamet; A. Monnereau

P1021
DELICATE FEATURES AND SUBTLE DETAILS FOR CHARACTERIZATION OF GASTRIC EPITHELIAL NEOPLASIAS BY HIGH DEFINITION AND MAGNIFIED NARROW-BAND ENDOSCOPY

Olga Buntseva, Russia; E. D. Fedorov; K. Erendgenova; Z. Galkova; R. Plakhov; E. Mayat; S. Rauzina; L. Mikhaleva; V. Mizgulin

P1022
TREATMENT STRATEGY OF ENDOSCOPIC RESECTION FOR SYNCHRONOUS DOUBLE EARLY GASTRIC CANCER: SIMULTANEOUS RESECTION VS. TWO-STAGE RESECTION

Haruhisa Suzuki, Japan; I. Oda; M. Sekiguchi; Y. Tanaka; K. Inoki; S. Abe; S. Nonaka; S. Yoshinaga; Y. Saito

P1023
ENDOSCOPIC SUBMUCOSAL DISSECTION FOR NON-AMPULLA DUODENAL NEOPLASIA

Tsuneo Oyama, Japan; A. Takahashi; N. Yorimitsu

P1024
DKK-2, A MODULATOR OF WNT-SIGNALING PATHWAY, IS OVEREXPRESSED IN GASTRIC CANCER

Michael Selgrad, Germany; J. Bornschein; M. Vieth; P. Malfertheiner

P1025
LOW-PASS FILTER VISUALIZES MARGINAL CRYPT EPITHELIUM OF GASTRIC MUCOSA WITH HIGH SENSITIVITY IN MAGNIFYING ENDOSCOPY WITH NARROW-BAND IMAGING

K. Yoshida; Y. Sasaki; Norihiro Hanabata, Japan; T. Mikami; H. Kijima; S. Fukuda

P1026
ENDOSCOPY GUIDED DA VINCI® ROBOTIC GASTRIC SURGERY FOR EARLY GASTRIC CANCER

Weon Jin Ko, South Korea; G. W. Song; J. Y. Cho;

P1027
PPI TEST FOR DIAGNOSIS OF BODY ATROPHIC GASTRITIS: A PROSPECTIVE STUDY

Francesco Di Mario, Italy; S. Landi; S. Grillo; V. Corrente; M. Franceschi; G. Grasso; R. Cannizzaro; F. Baldassarre; M. Ruggie

P1028

PROGNOSTIC PREDICTORS IN PRIMARY GASTRIC DIFFUSE LARGE B-CELL LYMPHOMA

Rafaela Vasconcelos Loureiro, Portugal; A. Tomé; M. J. Silva; T. Capela; V. Borges; C. Bernardes; P. Russo; L. Mascarenhas; J. Esteves

P1029

GASTROINTESTINAL STROMAL TUMORS: NATURAL HISTORY AND OUTCOMES IN THE IMATINIB ERA

Armando Peixoto, Portugal; M. Silva; A. L. Santos; P. C. Moreira; S. Lopes; G. Macedo

P1030

FEASIBILITY OF PRECUT COAGULATION WITH AN ENDO-KNIFE ALONE ON GASTRIC ENDOSCOPIC SUBMUCOSAL DISSECTION: A CASE-CONTROL STUDY

Yohei Horikawa, Japan; T. Toyonaga; H. Mizutamari; N. Mimori; Y. Kato; S. Fushimi; S. Okubo

P1031

SEROLOGIC SCREENING IN DIAGNOSTICS OF GASTRIC PRECANCEROUS CONDITIONS AND EARLY GASTRIC CANCER (EGC)

Ekaterina Melnikova, Russia; I. Maev; S. Kashin; T. Kryukova

P1032

ENDOSCOPIC RESECTION FOR DUODENAL SUBEPITHELIAL TUMORS: A SINGLE-CENTER EXPERIENCE

Gwang Ha Kim, South Korea; T. W. Kim; C. H. Park; B. E. Lee; D. H. Baek; G. A. Song

P1033

QUALITY OF LIFE OUTCOMES AFTER ENDOSCOPIC AND SURGICAL TREATMENT OF EARLY GASTRIC CANCER: A PROSPECTIVE COHORT STUDY.

H. K. Jeon; Geun Am Song, South Korea; G. H. Kim; B. E. Lee; D. H. Kim; T. Y. Jeon; K. W. Ryu; Y. J. Lee; H. J. Lee; H. Y. Jeong; Y. K. Park; J. H. Yook; W. S. Yu; I. H. Chung; S. H. Noh; H. Y. Yun; S. B. Park; D. H. Yang; T. S. Sohn

P1034

CLINICAL USEFULNESS OF MAGNIFYING ENDOSCOPY FOR NON-AMPULLARY DUODENAL TUMORS

Takeshi Mizumoto, Japan; Y. Sanomura; S. Oka; K. Kuroki; M. Kurihara; Y. Yoshihuku; S. Tanaka; K. Chayama

Gastroduodenal neoplasia: BasicP1035 **LONG NONCODING RNA MALAT1 PROMOTES AGGRESSIVE GASTRIC CANCER THROUGH MMP1 OVER-EXPRESSION AND TRANSCRIPTIONALLY ACTIVATED BY C-JUN**

Xiaoying Zhou, China; G. Zhang

P1036 **ELEVATED PRC1 IN GASTRIC CARCINOMA EXERTS ONCOGENIC FUNCTION AND IS TARGETED BY PIPER-LONGUMINE IN A P53-DEPENDENT MANNER**

B. Zhang; X. Shi; L. Wang; Xiaoping Zou, China

P1037 **HOW DO INTRENATIONAL GASTRIC CANCER PREVENTION GUIDELINES REFLECT TO CLINICAL PRACTICE GLOBALLY?**

M. Leja; Evita Gasenko, Latvia; I. Polaka; R. Murillo; D. S. Bordin; A. Link; L. Garkalne; P. Malfertheiner; R. Herrero; H. Haick

P1038

POTENTIALLY FUNCTIONAL POLYMORPHISMS IN METHIONYL-TRNA SYNTHETASE RELATED GENE ARE ASSOCIATED WITH GASTRIC CANCER IN A CHINESE POPULATION

W. Liu; Li Liu, China; X. Wang; M. Wang; Z. Fan

P1039

LNCRNA HOTAIR ACTS AS A COMPETING ENDOGENOUS RNA TO PROMOTE CISPLATIN RESISTANCE IN GASTRIC CANCER VIA MIR-126/PI3K/ AKT/ MRP1 PATHWAY

Jin Yan, China

P1040

NUCLEAR EXPRESSION OF MASPIN CORRELATES WITH POOR PROGNOSIS IN PATIENTS WITH GASTRIC CANCER AND IS AS A POSSIBLE INDUCER OF EPITHELIAL MESENCHYMAL TRANSITION

Simona Gurzu, Romania; J. Orłowska; Z. Szentirmay; H. Sugimura; I. Jung

P1041

POPDC1/BVES AND POPDC3 ARE DOWNREGULATED IN GASTRIC INTESTINAL METAPLASIA

Rachel Gingold Belfer, Israel; M. Herman-Edelstein; S. Morgenstern; V. Kliminski; D. Boltin; Y. Niv; G. Kessler-Icekson

P1042

TARGETING ALDEHYDE DEHYDROGENASE 2 FOR PREVENTION OF GASTRIC CANCER IN ESTABLISHED RISK GROUP

Bosng Kang, South Korea; C.-Y. Bang; S.-Y. Choung

P1043

CORRELATIONS AMONG PH OF GASTRIC JUICE, ATROPHIC GASTRITIS, INTESTINAL METAPLASIA AND H. PYLORI INFECTION

Jihe Sung, South Korea; N. Kim; Y. J. Choi; H. Yoon; C. M. Shin; Y. S. Park; D. H. Lee

P1044

POTENTIAL ROLE OF MICRORNA-126 IN THE DIAGNOSIS OF CANCERS: A SYSTEMATIC REVIEW AND META-ANALYSIS

Jin Yan, China

Upper GI vascular disorders

P1045
POLYPOID LESIONS OF NON-TYPICAL VARICEAL MORPHOLOGY SEEN IN UPPER GI ENDOSCOPY, IN PATIENTS WITH PORTAL HYPERTENSION. OUTCOMES OF INVESTIGATION WITH ENDOSCOPIC ULTRASOUND
 D. E. Sigounas; A. Shams; [John Nicholas Plevris](#), United Kingdom; P. C. Hayes

P1046
HEREDITARY HEMORRAGIC TELANGIECTASIA: CHARACTERIZATION OF A LARGE COHORT OF PATIENTS WITH DIGESTIVE MANIFESTATIONS
[Pedro Marques Da Costa](#), Portugal; L. C. Meireles; N. Fatela; C. Baldaia; R. Palma; L. A. Correia; H. Cortez-Pinto; J. Velosa

P1047
MECHANISM UNDERLYING STRESS-RELATED MUCOSAL DAMAGE: UPPER OPTICAL GASTROSCOPY
 Oxana Semyachkina-Glushkovskaya; A. Abdurashitov; [Ilna Agranovich](#), Russia

P1048
SUPERIOR MESENTERIC ARTERY SYNDROME: A TRUE AND MISDIAGNOSED CLINICAL ENTITY
 R. Bardini; S. Rampado; S. Degaspero; I. Angriman; [Angelica Ganss](#), Italy

P1049
SUPERIOR MESENTERIC ARTERY SYNDROME AND ACUTE PANCREATITIS
 R. Bardini; S. Rampado; S. Degaspero; [Angelica Ganss](#), Italy

Epidemiology/natural history

Poster Session	
09:00 - 17:00	Hall X5
<i>H. Pylori II</i>	

P1050
ASSOCIATION BETWEEN HELICOBACTER PYLORI INFECTION AND EOSINOPHILIC ESOPHAGITIS: RESULTS OF A MULTICENTER PROSPECTIVE EUROPEAN STUDY
[Javier Molina Infante](#), Spain; E. Savarino; I. Modolell; R. Penagini; A. Prieto-Garcia; O. Bartolo; A. Mauro; J. Alcedo; J.A. Pajares Diaz; E. Marabotto; J. L. Dominguez-Jimenez; S. Tolone; C. Guarner-Argente; M. C. Murzi Pulgar; N. De Bortoli; A. M. Vegas; M. C. Perona Vincenti; A. G. McNicholl; J. P. Gisbert

P1051
SURVEILLANCE OF HELICOBACTER PYLORI RESISTANCE TO ANTIBIOTICS IN FRANCE IN 2014
 A. Ducournau; L. Bénéjat; E. Sifré; E. Bessède; P. Lehours; [Francis Megraud](#), France

P1052
A DRAMATIC RISE IN CLARITHROMYCIN RESISTANCE OF HELICOBACTER PYLORI STRAINS AMONG CHILDREN IN LITHUANIA
[Gintare Kevalaite](#), Lithuania; J. Kupcinskas; L. V. Jonaitis; V. Urbonas; R. Auzbikiene; T. Havnhøj Frandsen; R. Kucinskiene; E. Kadusevicius; L. Kupcinskas; L. Percival Andersen

P1053
SCREENING OF PRECANCEROSIS AND EARLY GASTRIC CANCER IN NATURAL POPULATION OVER FORTY YEARS OLD, SHENGZE, CHINA: ROLE OF SERUM GASTROPANEL
[Yini Dang](#), China; G. Zhang

P1054
RESIDE IN A RURAL AREA AND BEING WOMAN COULD INCREASE THE RISK OF HELICOBACTER PYLORI ERADICATION FAILURE, USING THE CLASSIC TRIPLE THERAPY
 E. Peña-Galo; J. Gotor; Y. Harb; M. Alonso; [Javier Alcedo](#), Spain

Pathogenesis: Microbial factors

P1055
H.PYLORI VACA GENOTYPE IS A PREDOMINANT DETERMINANT OF IMMUNOLOGIC RESPONSE TO H. PYLORI CAGA
[Alexander Link](#), Germany; C. Langner; W. Schirrmmeister; W. Habendorf; J. Weigt; M. Venerito; I. Tammer; D. Schlüter; A. Roessner; P. Schlaermann; T. Meyer; T. Wex; P. Malferteiner

P1056
CAN BACTERIAL VIRULENCE FACTORS PREDICT ANTI-BIOTIC RESISTANT HELICOBACTER PYLORI INFECTION?
[Denise Brennan](#), Ireland; M. Feighery; C. Treacy; E. Fahy; J. Omorgbe; M. Hussey; D. Tighe; G. Holleran; C. O'Morain; D. McNamara; S. Smith

Diagnosis

P1057
LONG-TERM CHANGES OF EXTENT OF CHRONIC ATROPHIC FUNDIC GASTRITIS AFTER H. PYLORI INFECTION OBSERVED IN AUTOFLUORESCENCE IMAGING VIDEOENDOSCOPY
[Noriya Uedo](#), Japan; K. Aoi; R. Ishihara; E. Toth

P1058
EFFECTS OF HELICOBACTER PYLORI STATUS ON DYSPEPSIA, PEPTIC ULCER, HEALTH CARE USE OR QUALITY OF LIFE - HEP-FYN 13-YEAR FOLLOW-UP
[Maria Bomme](#), Denmark; J. M. Hansen; M. Wildner-Christensen; J. Hallas; O. B. Schaffalitzky de Muckadell

P1059

EFFICACY OF MULTIPLEX PCR-BASED DETECTION OF HELICOBACTER PYLORI INFECTION IN PATIENTS WITH PEPTIC ULCER BLEEDINGSu Jung Han, South Korea; Y. S. Cho; I.-K. Chung; Y. Jung; T. H. Lee; S.-H. Park; S.-J. Kim

P1060

CRYPT HYPERPLASTIC ENTEROPATHY IN HELICOBACTER PYLORI INFECTED IBD PATIENTSDaniel Vasile Balaban, Romania; A. Popp; J. Taavela; K. Laurila; M. Maki; M. Jinga**Treatment**P1061 **EFFICACY OF 7-DAY GENOTYPIC RESISTANCE-GUIDED TRIPLE THERAPY FOR HELICOBACTER PYLORI ERADICATION: PROSPECTIVE TRIAL IN A HIGH-RESISTANCE SETTING**N. Mathou; S. Lycousi; Vasilios Papastergiou, Greece; K. D. Paraskeva; A. Giannakopoulos; E. Evgenidi; J. Karagiannis

P1062

THE INVESTIGATION OF OPTIMAL H.PYLORI ERADICATION TREATMENT USING VONOPRAZAN, A NOVEL POTASSIUM-COMPETITIVE ACID BLOCKERSatoshi Egawa, Japan; K. Kozumi; E. Yoshida; E. Kimura; F. Sano; C. Torizumi; E. Tsumano; A. Shimayoshi; M. Horie; K. Iwahashi; D. Nakamatsu; M. Murata; M. Miyazaki; M. Oshita

P1063

UNSATISFACTORY EFFICACY OF LEVOFLOXACIN TRIPLE THERAPY IN THE FIRST AND SECOND LINE TREATMENT OF HELICOBACTER PYLORI INFECTION- A SYSTEMIC REVIEW AND META-ANALYSISJyh-Ming Liou, Taiwan; P.-Y. Chen; J.-T. Lin; M.-S. Wu

P1064

HELICOBACTER AND DUODENAL ULCERATION IN 2015: HOW METICULOUS ARE WE AT ASSESSING, ERADICATING AND RETESTING FOR HELICOBACTER?Abigail Masding, United Kingdom; K. Besherdas

P1065

POTASSIUM-COMPETITIVE ACID BLOCKER-BASED THIRD-LINE TRIPLE THERAPY IN HELICOBACTER PYLORI ERADICATION AND STUDY OF THE DIVERSITY OF ANTIMICROBIAL SUSCEPTIBILITIESYukari Yano, Japan; H. Mizuta; M. Kira; Y. Matsumura; T. Kitagawa; M. Hashiba; N. Okamoto; H. Takeuchi; M. Ono; T. Saibara

P1066

HELICOBACTER PYLORI SUSCEPTIBILITY TESTING IN ALBERTA, CANADAMarthe Charles, Canada; R. Rennie; L. Turnbull; S. Veldhuyzen Van Zanten

P1067

ADDITION OF CRANBERRY TOPROTON PUMP INHIBITOR BASED TRIPLE THERAPY FOR HELICOBACTER PYLORI ERADICATIONJamshid Vafaeimanesh, Iran; M. Seyyedmajidi; M. Bagherzadeh

P1068

HELICOBACTER PYLORI ERADICATION EFFECT ON LIVER FAT CONTENT IN PATIENT WITH NON-ALCOHOLIC FATTY LIVER DISEASEAhmed Arnaout, Egypt**Enterocyte biology/pathology and nutrient/water transport/electrolyte transport****Poster Session**

09:00 - 17:00

Hall X5

Small Intestinal II

P1069

PLASMA LEVELS OF GUANYLINS ARE REDUCED IN CROHN'S PATIENTS AND IN PATIENTS WITH FAMILIAL GUCY2C DIARRHEA SYNDROMEHilde von Volkmann, Norway; T. Mazzawi; I. Brønstad; K. Nylund; R. R. Tronstad; K. Hanevik; T. Hausken; O. H. Gilja; T. Fiskerstrand

P1070

LOW DENSITY OF PYY IMMUNOREACTIVE CELLS IN TERMINAL ILEUM OF PATIENTS WITH FAMILIAL GUCY2C DIARRHEA SYNDROMETarek Mazzawi, Norway; H. L. Von Volkmann; M. El-Salhy; ; R. R. Tronstad; K. Hanevik; T. Hausken; O. H. Gilja; T. Fiskerstrand

P1071

BORONIC ACID ARRAY FOR RAPID IDENTIFICATION OF INCREASED SMALL INTESTINAL PERMEABILITYA. Resendez; P. Panescu; R. Zuniga; I. Banda; B. Singaram; Dominic-Luc Webb, Sweden**Microbiology**

P1072

INTESTINAL PERMEABILITY IN HEALTHY FIRST DEGREE RELATIVES OF CROHN'S DISEASE PATIENTS IS ASSOCIATED WITH FUNCTIONAL CAPACITY OF MICROBIOTAWilliams Turpin, Canada; D. Kevans; K. Shestopaloff; M. I. Smith; D. Guttman; M. S. Silverberg; W. Xu; K. Madsen; A. Paterson; K. Croitoro

P1073
DYSBIOSIS AND STABILITY OVER TWO YEARS IN PATIENTS WITH IRRITABLE BOWEL SYNDROME
Jostein Sauar, Norway; F.-A. Halvorsen; C. Corwin; S. Olafsson

P1074
THE INFLUENCE OF PROTON PUMP INHIBITER IN HUMAN MICROBIOTA AND METABOLIC PRODUCTION RELATED TO ADVERSE EVENTS
Takayuki Kato, Japan; I. Tsuchiya; A. Nakajima

P1075
PRESENCE OF SMALL INTESTINAL BACTERIAL OVERGROWTH IN PATIENTS WITH ACTIVE HELICOBACTER PYLORI INFECTION ASSESSED BY FUNCTIONAL BREATH TESTING
Dietmar Enko, Austria; G. Kriegshäuser

Small intestinal infections

P1076
A MULTI-CENTER, RANDOMIZED, CONTROLLED TRIAL TO ASSESS THE EFFICACY, SAFETY AND TOLERABILITY OF RACECADOTRIL VERSUS LOPERAMIDE IN THE TREATMENT OF ACUTE DIARRHEA IN ADULTS
Marion Eberlin, Germany; H. Weigmann; T. Mueck

Coeliac disease (adult)

P1077 
A RAPID POINT-OF-CARE TEST (POCT) IN ADULT CASE-FINDING IN PRIMARY CARE FOR COELIAC DISEASE: A COST-EFFECTIVENESS STUDY
M. Rosinach; F. Fernández-Bañares; M. Llordés; J. Calpe; G. Montserrat; M. Pujals; A. Cela; A. Carrasco; M. Ibarra; P. Ruiz; V. Gonzalo; C. Ferrer; Maria Esteve, Spain

P1078
POTENTIAL COELIAC DISEASE OF THE ADULTS: TO TREAT OR NOT TO TREAT, THAT IS THE QUESTION!
Nicola Imperatore, Italy; R. Tortora; P. Capone; N. Gerbino; N. Caporaso; A. Rispo

P1079
MAY MUCOSAL TRANSCRIPTOMIC ANALYSIS PREDICT THE DEVELOPMENT OF GLUTEN RELATED DISORDERS AMONG MICROSCOPIC ENTERITIS?
Giuseppe Losurdo, Italy; D. Piscitelli; L. Montenegro; F. Giorgio; A. Giangaspero; A. Iannone; A. Amoruso; M. Barone; M. Principi; E. G. Ierardi; A. Di Leo

P1080
FLOW CYTOMETRIC ANALYSIS OF ABERRANT INTRA-EPITHELIAL LYMPHOCYTES IN REFRACTORY COELIAC DISEASE
Annalisa Schieppati, Italy; R. Ciccocioppo; E. Betti; F. Biagi; L. Vanelli; C. Picone; C. Alvisi; G.R. Corazza

P1081
LONG-TERM RECOVERY OF HEALTH STATUS OF PATIENTS WITH CELIAC DISEASE
Francisco Casellas Jorda, Spain; J. López Vivancos

P1082
DENTAL ENAMEL DEFECTS, DENTAL CARIES, ORAL LICHEN PLANUS IN PATIENTS WITH CELIAC DISEASE - PROSPECTIVE COHORT STUDY INTRODUCTION:
Nitin Shanker Behl, India; A. B. Behl

P1083
CELIAC DISEASE WITH NEGATIVE HLA-DQ2.5/8 IN SPAIN: SYSTEMATIC REVIEW AND META-ANALYSIS
Fernando Fernández-Bañares, Spain; C. Nuñez; B. Arau; R. Dieli-Crimi; M. Rosinach; M. Esteve

P1084
SERUM ANTI-GANGLIOSIDE M1 ANTIBODIES AND NEURON-SPECIFIC ENOLASE LEVELS IN NEUROLOGICAL ASYMPTOMATIC CELIAC DISEASE PATIENTS - PILOT STUDY
M. Przybylska-Felus; Małgorzata Zwolinska-Wcislo, Poland; A. Furgala; K. Salapa; T. Mach

P1085
PREVALENCE OF CELIAC DISEASE IN PATIENTS WITH AUTOIMMUNE THYROID DISEASE - A META-ANALYSIS
Monika Laszkowska, USA; A. Roy; J. Sundström; B. Lebwohl; P. H. Green; O. Kämpe; J. Ludvigsson

Small intestinal bleeding

P1086
SERUM ANGIOPOIETIN-2 IS AN ACCURATE CAPSULE ENDOSCOPY SCREENING TOOL FOR THE DETECTION OF SMALL BOWEL ANGIODYSPLASIA
Grainne Holleran, Ireland; M. Hussey; O. O'Dwyer; S. Smith; D. McNamara

P1087
CROHN'S DISEASE DIAGNOSED BY CHANCE IN PATIENTS SUBJECTED TO CAPSULE ENDOSCOPY FOR THE INVESTIGATION OF OBSCURE GASTROINTESTINAL BLEEDING
N. Viazis; A. Tsigaridas; M. Galanopoulos; L. Varytimiadis; Emmanouela Tsoukali, Greece; C. Pontas; I. Tziortziotis; C. Hatzievangelinou; F. Gkeros; G. Mantzaris

P1088
REBLEEDING RATE AFTER ENDOSCOPIC TREATMENT OF SMALL BOWEL ANGIODYSPLASIAS WITH SINGLE-BALLOON ENTEROSCOPY: PREVALENCE AND RISK FACTORS
Patrícia Andrade, Portugal; M. Marques; H. Cardoso; G. Macedo



P1089
EXRESS VIEW READING EFFICIENTLY REDUCES READING TIME FOR SMALL BOWEL CAPSULE ENDOSCOPY: A PROSPECTIVE MULTICENTRIC STUDY
Jean Christophe Saurin, France; S. Bramli; L. Heyries; F. Cholet; P. Jacob; I. Fassler; G. Rahmi; C. Pesanti; A. De Leusse; J. Boulant

Vascular disorders

P1090 
POSTPRANDIAL FLOW MEASUREMENTS OF THE MESPENTERIC ARTERIES AND PORTAL VEIN USING MAGNETIC RESONANCE IMAGING: A PILOT STUDY
Louisa van Dijk, The Netherlands; M. Ouhlous; D. Leemis; A. C. De Vries; H. J. M. Verhagen; E. J. Kuipers; A. Moelker; M. J. Bruno

P1091 
A PROSPECTIVE, QUANTITATIVE ASSESSMENT OF PAIN AND QUALITY OF LIFE BEFORE AND 3 AND 12 MONTHS AFTER VASCULAR TREATMENT FOR CHRONIC MESENTERIC ISCHEMIA
Luuk Wymenga, The Netherlands; L. Everlo; P. B. Mensink; M. Brusse-Keizer; E. J. Stassen; R. H. Geelkerken; J. J. Kolkman

Obesity


Poster Session	
09:00 - 17:00	Hall X5
Nutrition II	

P1092
LACTOBACILLUS AND BIFIDOBACTERIUM PROBIOTIC STRAINS REDUCE CHOLESTEROL LEVELS AND AFFECT THE GUT MICROBIOTA IN OBESE MICE
 L. P. Babenko; O. Y. Sokolviak; V. V. Mokrozub; O. O. Nechypurenko; O. M. Demchenko; Rostyslav Bubnov, Ukraine; L. M. Lazarenko; M. Y. Spivak

P1093
INTRAGASTRIC BALLOON: A COMPARATIVE STUDY ADJUSTABLE TWELVE MONTHS BALLOON VERSUS CONVENTIONAL SIX MONTHS BALLOON
Bruno Sander, Brazil; M. Galvão Neto; J. C. D. Marchesini; J. Schemberk Jr; E. Grecco; S. Barrichello; J. Scarparo

P1094
EXERCISE DIFFERENTIALLY CHANGES METABOLIC DYSREGULATION AND GUT MICROBIOTA IN DIFFERENT DIETS
 S.-R. Wu; C.-J. Wu; C.-Y. Cheng; T.-L. Lai; C.-Y. Wu; J.-J. Shieh; Jaw-Town Lin, Taiwan

P1095
CD24 KO MALE MICE AS A MODEL SYSTEM OF EARLY ONSET OBESITY IN MEN WITH INSULIN HYPER-SENSITIVITY
 S. Shapira; D. Kazanov; N. Maharshak; R. Dankner; I. Zvibel; F. Bedny; Nadir Arber, Israel
 Nutrients and gut function

P1096 
A RANDOMIZED CROSS-OVER STUDY ON THE EFFECTS OF FODMAPS ON GASTRIC ACCOMMODATION, SYMPTOM GENERATION AND EMOTION IN HEALTH AND IRRITABLE BOWEL SYNDROME
Imke Masuy, Belgium; L. Van Oudenhove; J. Tack; J. Biesiekierski

P1097
THE FEATURES OF POSTPRANDIAL ABDOMINAL HEMODYNAMICS IN PATIENTS WITH VISCEROTOSIS
 M. Rozhkova; Elena Ljaljukova, Russia; G. Nechaeva; M. Livzan

P1098
EFFECTIVENESS OF BETA-CRYPTOXANTHIN FOR NON-ALCOHOLIC STEATOHEPATITIS
Bunzo Matsuura, Japan; S. Yamamoto; T. Miyake; S. Furukawa; Y. Hiasa

P1099
A RANDOMIZED PATIENT -BLIND CONTROLLED PHASE III STUDY TO COMPARE THE EFFICACY AND SAFETY OF INTRAVENOUS FERRIC CARBOXYMALTOSE (FER-INJECT®) WITH PLACEBO IN PATIENTS WITH ACUTE ISOVLEMIC ANEMIA AFTER GASTRECTOMY
Young-Woo Kim, South Korea; J.-M. Bae; Y. K. Park; H.-K. Yang; W. S. Yu; J. H. Yook; S. H. Noh; K. W. Ryu; T. S. Sohn; H.-J. Lee; O. K. Kwon; S. Y. Ryu; J.-H. Lee; S. Kim; H. M. Yoon; B. W. Eom; M.-G. Choi; B. S. Kim; B.-H. Nam

P1100
CONVENTIONAL CONTINUOUS INSULIN INFUSION THERAPY OF PERIOPERATIVE MANAGEMENT AFTER ESOPHAGECTOMY
Kazuhiko Yamada, Japan; K. Nohara; S. Yamashita; D. Souma

Poster Session	
09:00 - 10:00	E-Poster Lounge 1
Exemplary clinical cases I	
Chairs: J. P. H. Drenth, The Netherlands J.-L. Van Laethem, Belgium	

CC61
SARCOIDOSIS PRESENTING AS ACUTE PANCREATITIS
Hyeon Jeong Yun, South Korea; W. S. Park; M. S. Chu; S.-H. Kim

CC62

LIVER COMPLICATION AFTER BARIATRIC SURGERY - AN EMERGING PROBLEMIrina Mocanu, Portugal; S. Carvalhana; P. Costa; A. R. Gonçalves; C. Baldaia; A. Valente; R. Palma

CC63

"COLLISION TUMOURS" OF THE PANCREATIC BODY INCIDENTALLY DIAGNOSED WITH ENDOSCOPIC ULTRASOUND FINE NEEDLE ASPIRATION (EUS-FNA) - A CASE REPORTGiulia Gibiino, Italy; C. Fabbri; A. Fornelli; D. De Biase; S. Giovanelli; E. Jovine; A. Gasbarrini; V. Cennamo

CC64

HEMOSUCCUS PANCREATICUS: RARE CAUSE OF GASTROINTESTINAL BLEEDINGPaula Sousa, Portugal; J. Rodrigues; J. Pinho; D. Martins; R. Araújo; E. Cancela; A. Castanheira; P. Ministro; B. Gonçalves; C. Daniel; J. Raposo; T. Carvalho; A. Silva

CC65

MALIGNANT HYPERCALCAEMIA AS INITIAL MANIFESTATION OF HEPATOCELLULAR CARCINOMAMarta Patita, Portugal; R. Barosa; G. Nunes; C. Fonseca

CC66

TUMOUR INDUCED HYPOGLYCAEMIA - BEYOND INSULINOMAPedro Marques Da Costa, Portugal; F. Tortosa; I. Fernandes; L. A. Correia; H. Cortez-Pinto; J. Velosa**Poster Session**

09:00 - 10:00

E-Poster Lounge 2

Exemplary clinical cases II

Chair: M. Fox, Switzerland

CC67

ASCENDING COLONIC VARICES - A RARE CAUSE OF MASSIVE GASTROINTESTINAL BLEEDINGMafalda Sousa, Portugal; I. Ribeiro; L. Proença; J. Silva; A. Ponte; J. P. Rodrigues; J. Carvalho

CC68

AN UNFORTUNATE COMBINATION OF A PRO-THROMBOTIC AND OF A HEMORRHAGIC SYNDROME IN A YOUNG PATIENT: THERAPEUTIC DILEMMAPaula Sousa, Portugal; D. Martins; J. Pinho; C. Afonso; R. Araújo; E. Cancela; A. Castanheira; P. Ministro; P. Amaral; A. Duran; J. Pereira; C. Constanço; B. Gonçalves; P. Almeida; A. Silva

CC69

HODGKIN-LIKE PRIMARY RECTAL LYMPHOMA IN A PATIENT WITH ULCERATIVE COLITIS ON 5-AMINO SALICYLIC ACID THERAPYChe-Yung Chao, Canada; A. Bitton

CC70

EOSINOPHILIC ENTEROCOLITIS - A RARE CAUSE OF ASCITESRichard Azevedo, Portugal; C. Leitão; J. Pinto; H. Ribeiro; A. Caldeira; R. Sousa; E. Pereira; J. Tristan Barros; A. Banhudo

CC71

ADULT INTUSSUSCEPTION CAUSED BY COLONIC MALIGNANT EXTRARENAL RHABDOID TUMOR: REPORT OF A FIRST CASESu Jung Han, South Korea; Y. S. Cho; I.-K. Chung; Y. Jung; T. H. Lee; S.-H. Park; S.-J. Kim

CC72

COLONIC NECROSIS INDUCED BY CALCIUM POLYSTYRENE SULFONATEHelena Ribeiro, Portugal; C. Leitão; R. Azevedo; J. Pinto; A. Caldeira; J. Tristan Barros; E. Pereira; R. Sousa; A. Banhudo**Poster Session**

15:45 - 17:15

E-Poster Lounge 2

Exemplary clinical cases III

Chairs: D. Tiniakos, United Kingdom

Y. van Herwaarden, The Netherlands

CC73

VON MEYENBURG COMPLEX ASSOCIATED WITH CIRRHOSIS IN A PATIENT WITH ASYMPTOMATIC ELEVATION OF CA 19-9Rita Vale Rodrigues, Portugal; B. Pena; J. Pereira da Silva; S. Ferreira; P. Lage; P. Chaves; A. Dias Pereira

CC74

HEMOPHAGOCYTIC SYNDROME CAUSING ACUTE HEPATITIS - AN UNDERDIAGNOSED SEVERE DISEASEPedro Marques Da Costa, Portugal; M. V. Machado; C. Baldaia; A. Valente; R. Palma; J. Velosa

CC75

A RARE CAUSE OF ACUTE LIVER FAILURESonia Bernardo, Portugal; S. Carvalhana; H. Cortez-Pinto; J. Velosa

CC76

REMISSION OF MARGINAL ZONE LYMPHOMA AFTER HCV ERADICATION WITH NEW DIRECT ANTIVIRAL AGENTSP. Andrade; F. Principe; G. Macedo; Rui Gaspar, Portugal

CC77

FASCIOLA HEPATICA: A RARE CAUSE OF LIVER ABSCESSPatrícia Santos, Portugal; P. Ferreira; T. Antunes; H. Cortez-Pinto; J. Velosa

CC78

HEPATITIS B RE-ACTIVATION DURING HEPATITIS C TREATMENT WITH SOFSBUVIRMaria Pia Costa Santos, Portugal; R. Ferreira; J. Nunes; C. Palmela; M. Cravo

CC79

JAUNDICE IN A PREGNANT WOMAN: A CASE REPORTSophiane Ibrahim, Belgium; A. Mroue; E. Francois; R. Jagodzinski

CC80

HEPATOCELLULAR CARCINOMA METASTASIS TO SPHENOID AND CAVERNOUS SINUS - AN UNEXPECTED CAUSE OF PTOSISRui Morais, Portugal; H. Cardoso; M. Silva; S. Rodrigues; A. Albuquerque; R. Liberal; G. Macedo

CC81

SECONDARY BILIARY CIRRHOSIS CAUSED BY DIFFUSE BILIARY PAPILLOMATOSISInmaculada Ortiz, Spain; A. D. Polanco; P. Latorre; C. Amurrio; A. Pascual; E. Moreno-Osset**Poster Session**

09:00 - 17:00

Hall X5

Clinical Cases: Upper and Lower GI

CC21

EXTENSIVE ESOPHAGEAL HEMATOMA: A RARE COMPLICATION OF SCLEROTHERAPYMarco Silva, Portugal; S. Lopes; A. Ribeiro; A. Peixoto; G. Macedo

CC22

GASTRIC BLEEDING OF UNEXPECTED ORIGINAngela Thiel, Germany; P. Fries; Y. J. Kim; S. Ezziddin; B. Appenrodt; F. Lammert

CC23

AN EFFECTIVE APPLICATION OF THE MUCOSECTOMY USING ENDOSCOPIC SUBMUCOSAL DISSECTION FOR FOOD STAGNATION AFTER ESOPHAGECTOMY FOR ESOPHAGEAL CANCERKatsumi Yamamoto, Japan; H. Noro; Y. Sato; C. Son; A. Kusakabe; H. Saiki; Y. Tokuda; N. Tatsumi; T. Michida; T. Ito

CC24

ENDOSCOPIC REMOVAL OF AN ADJUSTABLE GASTRIC BAND COMPLETELY MIGRATED INTO THE GASTRIC CAVITYSusana Chaves Marques, Portugal; J. Carmo; L. Carvalho; M. Bispo; C. Chagas

CC25

WITHDRAWN

CC26

ENDOSCOPIC PRESENTATION OF AMYLOIDOSISPedro Boal Carvalho, Portugal; S. Monteiro; J. Magalhães; M. J. Moreira; J. Cotter

CC27

A SEVERE CASE OF MEDIAN ARCUATE LIGAMENT SYNDROME WITH SUBCLINICAL FORM AND SUCCESSFUL SURGICAL TREATMENTGocha Barbakadze, Georgia; M. Kiladze; O. Kepuladze

CC28

SEVERE THROMBOCYTOPENIA IN A PATIENT WITH ISOLATED ESOPHAGEAL INVOLVEMENT OF CROHN'S DISEASEYi Chu, China; H. Zhu; D. Liu

CC29

INTERSTITIAL PNEUMONIA DURING INFLIXIMAB THERAPY FOR CROHN'S DISEASE: A CASE REPORTDiana Martins, Portugal; P. Sousa; J. Pinho; R. Araújo; E. Cancela; A. Castanheira; A. Silva; P. Ministro

CC30

A CASE OF SQUAMOUS CELL CARCINOMA AT THE ANAL CANAL RESECTED BY ENDOSCOPIC SUBMUCOSAL DISSECTIONMikako Sugimura, Japan; M. Iwabuchi; K. Ukai; K. Tadokoro

CC31

COMMON VARIABLE IMMUNODEFICIENCY DISORDER DIAGNOSED THROUGH GASTROSCOPY REVEALING NODULAR LYMPHOID HYPERPLASIA PRIMARY ASSESSED AS FAMILIAL ADENOMATOUS POLYPOSISAnna Maria Pietrzak, Poland; A. Mroz; J. Pachlewski; J. Regula

CC32

WITHDRAWN

CC33

RECURRENT GASTRIC ANISAKIASIS - ENDOSCOPIC AND ULTRASONOGRAPHIC FINDINGSMarta Patita, Portugal; L. Roque Ramos; R. Barosa; G. Nunes; P. Pinto-Marques

CC34

ESOPHAGEAL ULCER IN A YOUNG PATIENT - JUST THE TIP OF THE ICEBERG?Juliana Pinho, Portugal; J. Silva; D. Martins; P. Sousa; E. Cancela; R. Araújo; R. Cardoso; A. Castanheira; A. Silva; P. Ministro

CC35

A CASE OF A RARE INFECTIVE CAUSE OF OESOPHAGITIS COMPLICATING ACHALASIA IN AN IMMUNOCOMPETENT PATIENT: ACTINOMYCOSIS.

Radha Gadhok, United Kingdom; R. Dor

CC36

A RARE CAUSE OF GASTROINTESTINAL HAEMORRHAGE IN A PATIENT WITH CREST SYNDROME

Kanishka Bhattacharya, USA; J. Charpentier; N. Hosseini; H. Malik; K. Bhattacharya

CC37

THE BIRD'S BEAK: NOT ALWAYS ACHALASIA

Rita Barosa, Portugal; M. Patita; G. Nunes; L. Roque Ramos; L. Novais; P. Pinto-Marques

CC38

FATAL ADULT-ONSET HENOCH-SCHONLEIN PURPURA COMPLICATED WITH MASSIVE GASTROINTESTINAL HEMORRHAGE FROM DIFFUSE ULCERS: A CASE REPORT WITH AUTOPSY

Melissa Llanto, Philippines; G. M. Silla

CC39

INDUCTION OF EOSINOPHILIC GASTROENTERITIS (EG) WITH SEVERE EDEMA AND HYPOPROTEINEMIA AFTER GASTROINTESTINAL ADENOVIRUS INFECTION

A. Nagel; A. F. Hagel; J. Bosch; C. Bechthold; R. Rieker; A. Missbichler; Martin Raithe, Germany

CC40

AN UNUSUAL CAUSE OF AN OBSCURE GASTROINTESTINAL BLEEDING IN THE SMALL BOWEL - SOMETIMES CAPSULE ENDOSCOPY ONLY SHOWS "THE TIP OF THE ICEBERG"

A. Stulz; W. Arnold; Patrick Roger Aepli, Switzerland

We give your ideas green light!

UEG provides a great collection of awards, fellowships and prizes to encourage research.

Find out more, visit www.ueg.eu/awards-grants



Poster Sessions by Day

Wednesday, October 19, 2016

Posters in the Spotlight

09:00 – 10:00 E-Poster Lounge 1
Risk factors for non-alcoholic fatty liver disease
 Chairs: Helena Cortez-Pinto, Portugal
 Elizabetta Bugianesi, Italy



P1102

LEAN NON-ALCOHOLIC FATTY LIVER DISEASE (LEAN-NAFLD): CHARACTERISTICS AND RISK FACTORS FROM A COMMUNITY COHORT FOLLOW UP STUDY
Madunil Anuk Niriella, Sri Lanka; S. T. De Silva; A. Kasturiratne; K. R. Perera; C. E. Subasinghe; S. K. Kodisinghe; C. Piyaathna; K. Vithiya; A. S. Dassanayake; A. P. De Silva; A. Pathmeswaran; R. Wickramasinghe; N. Kato; H. J. De Silva

P1103

NON-ALCOHOLIC FATTY LIVER DISEASE WITH AND WITHOUT METABOLIC SYNDROME: DIFFERENT PHENOTYPES WITH DIFFERENT LONG-TERM OUTCOMES
Aki Käräjämäki, Finland; R. Bloigu; H. Kauma; Y. A. Kesäniemi; O.-P. Koivurova; J. Perkiömäki; H. Huikuri; O. Ukkola

P1105

LOW SERUM MAGNESIUM CONCENTRATION IS INDEPENDENTLY ASSOCIATED WITH NON ALCOHOLIC FATTY LIVER DISEASE AND NON ALCOHOLIC STEATOHEPATITIS
Ahad Eshraghian, Iran; S. Nikeghbalian; B. Geramizadeh; S. A. Malek-Hosseini

P1106

GENES AND ENVIRONMENTAL FACTORS INVOLVEMENT IN DEVELOPMENT OF NAFLD
Daniela Neagoie, Romania; G. Ianosi; A. Amzolini; M. Popescu; A. Turculeanu; M. Ioana

Posters in the Spotlight

09:00 – 10:00 E-Poster Lounge 2
Enteral feeding: Pros and cons
 Chairs: Sibylle Koletzko, Germany



P1639

CT-GUIDED PERCUTANEOUS GASTROSTOMY/JEJUNOSTOMY FOR FEEDING AND DECOMPRESSION
Heinz Albrecht, Germany; P. Schlechtweg; A. F. Hagel; T. Foertsch; M. F. Neurath; J. Mudter

P1640 ✨

PERFORMANCE OF THREE PROGNOSTIC RISK SCORES IN PREDICTING OUTCOMES IN ELDERLY NON-MALIGNANT PATIENTS AFTER PERCUTANEOUS GASTROSTOMY
 Ç. Kalkan; A. Ç. Kartal; Fatih Karakaya, Turkey; A. Tüzün; I. Soykan

P1641

KNOWLEDGE, ATTITUDES AND EXPERIENCES OF INTERNAL MEDICINE TRAINEES TOWARDS ENTERAL FEEDING TUBE: RESULTS FROM MULTICENTER SURVEY OF CURRENT PRACTICE
Taehyung Kwon, South Korea; Y. J. Lee; S.-E. Kim; J. Y. Choi; D. K. Chang; E. R. Kim; J.-O. Kim; S. R. Jeon; E. Y. Kim; J.-S. Koo; S. J. Park; S.-J. Koh; Y. K. Cho; S.-K. Park; J. Y. Yoon; C. H. Choi; H. S. Moon

P1642

THIRTY-DAY MORTALITY AFTER PERCUTANEOUS GASTROSTOMY BY ENDOSCOPIC VERSUS RADIOLOGIC PLACEMENT: A SYSTEMATIC REVIEW AND META-ANALYSIS
Joo Hyun Lim, South Korea; S. H. Choi; C. Lee; J. I. Yang; J. S. Kim

Posters in the Spotlight

10:30 – 12:00 E-Poster Lounge 1
Management of clostridium difficile infection
 Chairs: Mirjana Rajilic-Stojanovic, Serbia
 Antonio Gasbarrini, Italy



P1450

PREDICTING TREATMENT FAILURE IN C.DIFFICILE INFECTION: A PROSPECTIVE OBSERVATIONAL COHORT STUDY
Neerav Mukesh Joshi, United Kingdom; J. Goodhand; W. Alazawi; S. Das; M. Wilks; D. S. Rampton

P1452

A HOSPITAL-BASED STUDY ON RISK FACTORS OF RECURRENT CLOSTRIDIUM DIFFICILE ASSOCIATED DISEASE IN HONG KONG
Kai-Fung Tsang, Hong Kong, K. M. Ng; W. F. Luk; Y. W. Chan; C. P. Ho

P1453

PLACEBO RESPONDERS IN A RANDOMISED CONTROLLED TRIAL OF RBX2660 FOR RECURRENT C. DIFFICILE INFECTION: PREDICTIVE VALUE OF 16S RRNA MICROBIOME ANALYSIS
Courtney Jones, USA; B. Shannon

P1456

FECAL MICROBIOTA TRANSPLANTATION - AN OLD TOOL OPENING A NEW ERA IN THE TREATMENT OF CLOSTRIDIUM DIFFICILE INFECTIONAna Ponte, Portugal; R. Pinho; M. Mota; J. Silva; J. P. Rodrigues; M. Sousa; J. Carvalho

P1457

FECAL MICROBIOTA TRANSPLANTATION FOR RECURRENT CLOSTRIDIUM DIFFICILE INFECTION: TRANSPLANT PROTOCOL BY ENEMA AND PRELIMINARY RESULTSC. Cicerone; G. Bruno; L. Lamonaca; Enrico Stefano Corazziari, Italy

P1458

FECAL MICROBIOTA TRANSPLANTATION VIA ENEMA FOR RECURRENT CLOSTRIDIUM DIFFICILE INFECTION MODULATES THE INFLAMMATORY HOST RESPONSE AND RESTORE INTESTINAL DYSBIOSISC. Cicerone; G. Bruno; D. Alessandra; A. Oliva; G. Antonella; T. Valentina; V. Iebba; F. Pantanella; M. A. Zingaropoli; L. Lamonaca; V. Vullo; M. Trancassini; S. Schippa; Enrico Stefano Corazziari, Italy**Posters in the Spotlight**

10:30 - 12:00

E-Poster Lounge 2

Improving the clinical outcome in patients with upper GI bleedingChair: Tomas Hucl, Czech Republic
Marc Barthet, France

P1510

EFFICACY AND SAFETY OF FERRIC CARBOXYMALTOSE IN THE MANAGEMENT OF IRON-DEFICIENCY ANEMIA IN PATIENTS WITH GASTROINTESTINAL AND LIVER DISEASEMarco Mendolaro, Italy; M. Cappello; A. Viola; M. G. Cilluffo; P. L. Almasio

P1511

PEPTIC ULCER BLEEDING - DOES ETIOLOGY INFLUENCE CLINICAL OUTCOME?Artur Gião G. Antunes, Portugal; A. Vaz; P. Queirós; T. Gago; J. Roseira; B. M. Santos Peixe; H. Guerreiro

P1512

RISK OF PEPTIC ULCER BLEEDING ASSOCIATED WITH HELICOBACTER PYLORI INFECTION, NONSTEROIDAL ANTI-INFLAMMATORY DRUGS, LOW-DOSE ASPIRIN IN PEPTIC ULCER DISEASE: A CASE-CONTROL STUDYH.-Y. Kim; Seung In Seo, South Korea; H. S. Kim; W. G. Shin; M. K. Jang; J. H. Lee

P1513

MEDICAL VERSUS COMBINED THERAPY OF PEPTIC ULCERS WITH ADHERENT CLOTSJaime P. Rodrigues, Portugal; C. Fernandes; T. Freitas; J. Silva; A. Ponte; M. Sousa; J. Carvalho

P1514

FIRST EXPERIENCE IN THE DEPLOYMENT OF HEMOSPRAY AS SALVAGE THERAPY IN GASTROINTESTINAL BLEEDINGSMartin RaitHEL, Germany; H. Albrecht; A. Nägel; F. Vitali; M. Vetter; C. Singer; M. F. Neurath; A. F. Hagel

P1515

APPRAISING AND IMPROVING JUNIOR DOCTORS MANAGEMENT OF ACUTE VARICEAL UPPER GI BLEEDS: A QUALITY IMPROVEMENT PROJECTAmera Elzubeir, United Kingdom**Poster Champ Session**

12:30 - 13:30

Hall X5; Terminal 1

Liver, biliary and pancreatic diseasesChairs: Peter L. M. Jansen, The Netherlands
Marcis Leja, Latvia

P1101

DONOR TM6SF2 RS58542926 GENOTYPE IS AN INDEPENDENT RISK FACTOR FOR DEVELOPMENT OF STEATOSIS AFTER LIVER TRANSPLANTATIONIrena Hejlova, Czech Republic; M. Neroldova; J. Hubacek; D. Dlouha; L. Kolesar; M. Jirsa; E. Honsova; E. Sticova; V. Lanska; J. Spicak; P. Truneka

P1109

HIP FRACTURE RISK IN PEOPLE WITH ALCOHOLIC CIRRHOSIS COMPARED WITH THE GENERAL POPULATION: A POPULATION-BASED COHORT STUDYHarmony E. Otete, United Kingdom; T. Deleuran; K. Fleming; ; T. Card; G. P. Aithal; P. Jepsen; J. West

P1110

WITHDRAWN

P1144

THE INFLUENCE OF FOOD INTAKE ON LIVER STIFFNESS MEASUREMENTS OBTAINED BY TWO 2D-SWE METHODSAlina Popescu, Romania; R. Lupusoru; F. Bende; R. G. Mare; R. L. D. Sirlu; M. Danila; T. Moga; C. Pienar; I. Sporea

P1185

INTESTINAL FATTY ACID BINDING PROTEIN AS A MARKER OF NECROSIS AND SEVERITY IN ACUTE PANCREATITISJ. Kupcinskas; Rolandas Gedgaudas, Lithuania; H. Hartman; T. Sippola; O. Lindström; C. Johnson; S. Regnér

P1191

A HUNGARIAN FAMILY WITH HEREDITARY PANCREATITIS AND THE P.L104P MUTATION IN THE HUMAN CATIONIC TRYPSINOGEN GENEBalazs Nemeth, Hungary; A. V. Patai; M. Sahin-Toth; P. Hegyi

P1193

CORRELATION BETWEEN THE DEGREE OF PANCREATIC FIBROSIS AND PANCREATIC SECRETION OF BICARBONATE IN PATIENTS WITH EARLY MORPHOLOGICAL CHANGES OF CHRONIC PANCREATITISJulio Iglesias-García, Spain; J. Lariño-Noia; L. Nieto; S. Lojo; J. E. Domínguez-Muñoz

P1198

DESIGNING OF A NOVEL STRATEGY FOR CANCER GENE THERAPY BY SELECTIVE DELIVERY OF ADENOVIRUS-BASED TOXINI. Boustanaï; S. Shapira; D. Kazanov; Nadir Arber, Israel

P1200

CUX1 COOPERATES WITH K-RAS IN THE TUMOR PROGRESSION OF PANCREATIC CANCER IN VIVOH. Griesmann; S. Mühl; K. Theuerkorn; B. Sipos; P. Michl; Stefanie Gühne, Germany;

P1204

A GLYCOPROTEIN AS A NOVEL SEROLOGICAL MARKER FOR PANCREATIC CANCERKeisuke Taniuchi, Japan; T. Okabayashi; Y. Shima; T. Saibara

P1205

THE ACTUAL INCIDENCE OF PANCREATIC CYSTIC NEOPLASM RELATED SYMPTOMS: WE ARE OVERESTIMATING A MAJOR INDICATION FOR SURGERYStefano Andrianello, Italy; G. Marchegiani; C. Miatello; A. Pulvirenti; G. Perri; A. Borin; C. Dal Borgo; G. Malleo; C. Bassi; R. Salvia**Poster Champ Session**

12:30 - 13:30

Hall X5: Terminal 2

Surgery, endoscopy and imaging

Chairs: Roger Leicester, United Kingdom

Siwan Thomas-Gibson, United Kingdom



P1214

ENDOSCOPIC DUODENAL MUCOSAL RESURFACING TREATMENT FOR TYPE 2 DIABETES: EARLY MULTI-CENTRE EXPERIENCEAnnieke Van Baar, The Netherlands; J. Deviere; G. Costamagna; M. Passos Galvão Neto; L. Rodríguez; R. J. Haidry; J. J. Bergman

P1215

TRANSFUSION STRATEGY AND DEATH RISK IN PATIENTS WITH ACUTE NON VARICEAL UPPER GASTRO INTESTINAL BLEEDING (NV-UGIB) IN ITALY: A PROSPECTIVE MULTICENTER OBSERVATIONAL STUDYRiccardo Marmo, Italy; M. Soncini; R. Bennato; L. Orsini; L. Amitrano; F. Parente; S. Bargiggia; A. Paterlini; P. Cesaro; C. Bucci; A. Bizzotto; B. Germana; L. G. Cavallaro; R. De Franchis; A. Dell'Era; G. Costamagna; M. E. Riccioni; C. Marmo; A. Tortora; M. Manno; S. Mangiafico; R. L. Conigliaro; G. Bresci; S. Metrangolo; A. Merighi; V. Boarino; S. Segato; M. Parravicini; L. Purita; A. Chirico; G. Imperiali; P. Gasparini; F. Esposito; F. R. De Filippo; G. Baldassarre; M. Franceschi; A. Nucci; F. De Nigris; L. Ferraris; A. Zambelli; C. Londoni; A. Repici; A. Anderloni; M. De Matthaeis; O. Triossi; M. A. Bianco; G. Rotondano; R. Lamanda; A. Lauri; A. De Fanis; P. Di Giorgio; R. Pumpo; L. Furio; A. Russo; A. Andriulli; G. Napolitano; L. M. Montalbano; F. Bazzoli; R. M. Zagari; E. Buscarini; L. Cipolletta; D. Conte; G. Spinzi; A. Balzano; F. Cipolletta; E. Di Giulio; G. D'Amico

P1216

PERORAL ENDOSCOPIC MYOTOMY FOR TREATING ACHALASIA PERFORMED BY A GASTROENTEROLOGIST: 4 YEARS' EXPERIENCE FROM A SINGLE ENDOSCOPY CENTERX. Tang; Y. Ren; S. Huang; Q. Gao; Wei Gong, China

P1217

PERORAL ENDOSCOPIC MYOTOMY IS SAFE AND EFFECTIVE FOR ACHALASIA IN PATIENTS OLDER THAN 60 YEARS OF AGE COMPARED WITH YOUNGER PATIENTSX. Tang; Y. Ren; S. Huang; Q. Gao; Wei Gong, China

P1248

DO VISIBLE VESSELS WITHIN THE POST ENDOSCOPIC MUCOSAL RESECTION (EMR) DEFECT PREDICT POST EMR BLEEDING?Lojke Desomer, Australia; D. J. Tate; F. Bahin; B. Holt; M. J. Bourke

P1249

RANDOMIZED COMPARATIVE EVALUATION OF AN ESD SELF-LEARNING SOFTWARE IN FRANCE AND JAPANMathieu Pioche, France; J. Rivory; T. Nishizawa; T. Uraoka; S. Touzet; M. O'brien; J. C. Saurin; A. Denis; T. Ponchon; N. Yahagi

P1250

COMPUTER-BASED AUTOMATIC DIFFERENTIATION OF NEOPLASTIC AND NON-NEOPLASTIC POLYPS WITH THE APPLICATION OF DEEP STRUCTURED LEARNING ALGORITHMS OF A CONVOLUTIONAL NEURAL NETWORK - PRELIMINARY RESULTSLaszlo Madacsy, Hungary; L. Oczella; M. Szalai; Z. Dubravcsik; A. Z. Szepes

- P1251**
COLD SNARE POLYPECTOMY DOES NOT INCREASE THE POSSIBILITY OF RESIDUAL POLYP: A PROSPECTIVE SINGLE-ARM OBSERVATIONAL TRIAL
 Yoji Takeuchi, Japan; N. Matsuura; N. Uedo; T. Ito; T. Yamashina; K. Aoi; T. Kanesaka; F. Matsui; M. Fujii; N. Hanaoka; T. Akasaka; K. Higashino; R. Ishihara; H. Iishi
- P1284**
APPROPRIATENESS OF ANTIBIOTIC PROPHYLAXIS AND NOVEL RISK FACTORS FOR POST ERCP BACTEREMIA - REAL LIFE EXPERIENCE OF A HIGH VOLUME CENTER
 Liat Mlynarsky, Israel; S. Matalon; A. Phillips; A. Melhem; M. Leshno; E. Santo
- P1297**
A PERSONALIZED TREATMENT OF GASTROINTESTINAL STROMAL TUMORS IS ENABLED BY ANALYZING ENDOSCOPIC ULTRASOUND-COHORT BIOPSIES: A PROSPECTIVE, TEN-YEAR COHORT STUDY
 Per Hedenström, Sweden; B. Nilsson; C. Andersson; A. Demir; F. Enlund; O. Nilsson; R. Sadik
- P1314**
A COMPARATIVE STUDY OF FOUR MATERIALS FOR THE DEVELOPMENT OF NOVEL DUODENAL-JEJUNAL BYPASS LINER
 J. M. Lee; Hoon Jai Chun, South Korea; S. Y. Lee; B. K. Choi; I. K. Yoo; S. H. Kim; H. S. Choi; E. S. Kim; B. Keum; H. S. Lee; C. D. Kim
- P1315**
EUS-GUIDED ENTERO-ANASTOMOSIS WITH LUMEN APPOSING METAL STENT: PRELIMINARY ASSESSMENT OF INDICATIONS, EFFECTIVENESS AND SAFETY
 R. Sanchez-Ocana; Irene Peñas-Herrero, Spain; P. Gil-Simon; C. De La Serna Higuera; M. Pérez-Miranda
- Poster Champ Session**
 12:30 - 13:30 Hall X5: Terminal 3
Lower gastrointestinal diseases
 Chairs: Johan Burisch, Denmark
 Giuseppe Chiarioni, Italy
- P1337**
TWO NEW GENETIC MOUSE MODELS FOR ULCERATIVE COLITIS BASED ON LATERAL TIGHT JUNCTION DISRUPTION
 Wolfgang Stremmel, Germany; S. Staffer; M. J. Schneider; H. Gan-Schreier; A. Wannhoff; N. C. Stuhmann; A. Gauss; H. Wolburg; A. Swidsinski; T. Eferth
- P1338**
ROLE OF SLC26A3 (DRA) ION TRANSPORTER IN ENHANCING INTESTINAL EPITHELIAL BARRIER IN COLITIS
 M. Li; D. Tian; X. Ding; Yu Qin, China
- P1339**
CLINICAL CHARACTERISTICS OF INFLAMMATORY BOWEL DISEASE DIAGNOSED BEFORE OR AFTER OF PRIMARY SCLEROSING CHOLANGITIS (PSC): EFFECT ON PSC OUTCOME
 Alec Hellström, Finland; M. A. Färkkilä
- P1364**
PREGNANCY DOES NOT AFFECT FAECAL CALPROTECTIN CONCENTRATION IN HEALTHY PREGNANT WOMEN
 Anita Balint, Hungary; A. Berényi; K. Farkas; É. Pallagi Kunstár; Á. Altorjay; A. Csonka; M. Krizsán; M. Szucs; A. Pál; R. Bor; A. Milassin; Á. Szulcsán; M. Rutka; Z. Szepes; T. Molnar
- P1365**
CLINICAL PREDICTORS OF INTESTINAL BOWEL DAMAGE AND DAMAGE PROGRESSION ASSESSED BY THE LÉMANN INDEX IN PATIENTS WITH CROHN'S DISEASE
 M. Pedaci; Gian Eugenio Tontini, Italy; L. Pescatori; S. Vavassori; L. Spina; L. Pastorelli; M. L. Annunziata; F. Cavallaro; E. Filippi; F. Ambrogi; L. M. Sconfienza; M. Vecchi
- P1366**
A PILOT STUDY ASSESSING AGREEMENT AMONG NURSE AND GASTROENTEROLOGIST IN COMPUTING IBD-CLINICAL SCORES
 F. Mocchiari; Roberto Di Mitri, Italy; D. Scimeca; G. M. Pecoraro; F. Bossa; G. Russo; G. Martino; D. Varvara; V. Costanza; A. Profita; C. Orlando; G. Profeta; F. Tinè
- P1368**
USEFULNESS OF CONSECUTIVE FECAL CALPROTECTIN MEASUREMENTS TO PREDICT RELAPSE IN INFLAMMATORY BOWEL DISEASE PATIENTS UNDER MAINTENANCE TREATMENT WITH ANTI-TNF DRUGS
 Rocio Ferreiro Iglesias, Spain; M. Barreiro-De Acosta; A. Lorenzo-González; J. E. Domínguez-Muñoz
- P1393**
CLINICAL EFFICACY OF THE TOLL LIKE RECEPTOR-9 AGONIST COBITOLIMOD IN ANTI-TNF-ANTIBODY TREATED AND NAIVE PATIENTS WITH MODERATE TO SEVERE ACTIVE ULCERATIVE COLITIS
 Raja Atreya, Germany; W. Reinisch; L. Peyrin-Biroulet; F. Scaldaferrri; C. Admyre; T. Knittel; J. Kowalski; C. J. Hawkey
- P1394**
COST-UTILITY OF BIOSIMILAR INFLIXIMAB FOR THE TREATMENT OF FISTULISING CROHN'S DISEASE IN NINE EUROPEAN COUNTRIES
 Petra Baji, Hungary; M. Pentek; V. Brodszky; L. Gulacsi; F. Rencz; P. A. Golovics; K. B. Gecse; Z. Vegh; S. Danese; P. Irving; P. L. Lakatos

P1395

BODY COMPOSITION PROFILE: A PREDICTOR OF THERAPEUTIC OUTCOME IN PATIENTS WITH MODERATE TO SEVERE CROHN'S DISEASE

Nik Sheng Ding, United Kingdom; G. Malitezis; P. F. C. Lung; W. M. Yip; L. Penez; T. Ganeshanathan; S. M. Gabe; I. Jenkins; A. L. Hart

P1396

PLACENTAL MADCAM1 EXPRESSION - POTENTIAL CONSEQUENCES FOR THE TREATMENT WITH VEDOLIZUMAB DURING PREGNANCY

Zuzana Zelinkova, Slovakia; K. Berakova; D. Podmanicky; B. Kadleckova

P1449

UNDISSOCIATED GELATINE TANNATE AND XYLOGLUCAN PREVENT GUT LEAKINESS AND MUCOSAL INFLAMMATION INDUCED BY LPS: INSIGHTS IN THE MECHANISM OF ACTION

Helene Eutamene, France

Poster Champ Session

12:30 – 13:30

Hall X5; Terminal 4

Upper gastrointestinal diseases

Chairs: Kalle Kurppa, Finland

Pradeep Bhandari, United Kingdom



P1509

IMPAIRMENT IN ACTIVITY OF DAILY LIVING IS A RISK FACTOR FOR HIGH MEDICAL CARE COST IN PATIENTS WITH NON-VARICEAL UPPER GASTROINTESTINAL BLEEDING

Yusaku Takatori, Japan; M. Kato; Y. Hirai; Y. Sunata; Y. Kubosawa; K. Abe; T. Hirata; Y. Takada; S. Banno; S. Kinoshita; M. Wada; H. Mori; K. Takabayashi; M. Kikuchi; M. Kikuchi; M. Suzuki; T. Uraoka

P1527

EFFECT OF FAECAL MICROBIOTA TRANSPLANTATION ON THE SYMPTOMS AND DUODENAL ENTEROENDOCRINE CELLS IN PATIENTS WITH IRRITABLE BOWEL SYNDROME

Tarek Mazzawi, Norway; G. A. Lied; M. El-Salhy; O. H. Gilja; J. G. Hatlebakk; T. Hausken

P1528

FUNCTIONAL HEARTBURN: A PILOT RANDOMIZED TRIAL COMPARING CITALOPRAM VS. AMITRIPTYLINE AND NO TREATMENT

Georgios Karamanolis, Greece; K. Denaxas; D. Kamberoglou; S. D. Ladas; G. Papatheodoridis

P1549

HOX GENE EXPRESSION IN BARRETT'S ESOPHAGUS RESEMBLES THAT OF THE COLON, CAN BE MODULATED BY ACID AND BILE EXPOSURE, AND INDUCES BARRETT'S SPECIFIC GENE PRODUCTS

Vincent T. Janmaat, The Netherlands; A. P. Verhaar; M. J. Bruno; M. C. W. Spaander; M. Peppelenbosch

P1552

IMMUNOHISTOCHEMICAL BIOMARKERS FOR RISK STRATIFICATION OF NEOPLASTIC PROGRESSION IN BARRETT ESOPHAGUS: A SYSTEMATIC REVIEW AND META-ANALYSIS

Vincent T. Janmaat; The Netherlands; S. H. Van Olphen; M. J. Bruno; K. Biermann; L. Looijenga; M. C. W. Spaander

P1553

RADIOFREQUENCY ABLATION IN BARRETT'S ESOPHAGUS : ARE THERE ANY FACTORS PREDICTING LONG TERM REMISSION OF INTESTINAL METAPLASIA?

Joke Vliebergh, Belgium; M. Ferrante; P. H. Deprez; H. Willekens; D. De Looze; H. Orlent; E. Macken; P. Christiaens; F. Mana; G. De Hertogh; R. Bisschops

P1575

CHRONIC ATROPHIC GASTRITIS IN ITALY: A POPULATION STUDY ON 10,000 PEOPLE

Francesco Di Mario, Italy; S. Grillo; S. Landi; M. Franceschi; F. Baldassarre; R. Cannizzaro; N. Dal Bo'; A. Gnocchi; V. Corrente; A. Bertele; G. Grande; M. Ruggie

P1595

CLINICAL, HISTOPATHOLOGICAL, IMMUNOLOGICAL AND MICROBIOLOGICAL CHARACTERIZATION IN A COHORT OF PATIENTS OF TREATMENT-RESISTANT HELICO-BACTER PYLORI INFECTION

Oddmund Andreas A. Nestegard, Norway; B. Moayeri; R. Goll; K. Osther; F.-A. Halvorsen; T. Tønnesen; S. W. Sørbye; K. Melby; J. Florholmen

P1617

HOW MUCH GLUTEN IS THE GENERAL POPULATION CONSUMING AND DOES IT RELATE TO SYMPTOMS?

Matthew Kurien, United Kingdom; I. Aziz; N. Trott; D. Brien; H. George; L. Marks; J. Richardson; R. Rigby; D. S. Sanders

P1618

A SELF-ADMINISTERED BLIND GLUTEN CHALLENGE ASSOCIATED TO AN ANDROID/IOS APPLICATION (TEST33®) TO DIAGNOSE NON-CELIAC GLUTEN SENSITIVITY

Luca Elli, Italy; L. Roncoroni; C. Tomba; A. Catania; V. Lombardo; D. Conte; F. Branchi; F. Ferretti; M. T. Bardella



Metabolic/Genetic disorders

Poster Session

09:00 - 14:00

Hall X4

Liver and biliary III

P1101 **DONOR TM6SF2 RS58542926 GENOTYPE IS AN INDEPENDENT RISK FACTOR FOR DEVELOPMENT OF STEATOSIS AFTER LIVER TRANSPLANTATION**Irena Hejlova, Czech Republic; M. Neroldova; J. Hubacek; D. Dlouha; L. Kolesar; M. Jirsa; E. Honsova; E. Sticova; V. Lanska; J. Spicak; P. TruneckaP1102 **LEAN NON-ALCOHOLIC FATTY LIVER DISEASE (LEAN-NAFLD): CHARACTERISTICS AND RISK FACTORS FROM A COMMUNITY COHORT FOLLOW UP STUDY**Madunil Anuk Niriella, Sri Lanka; S. T. De Silva; A. Kasturiratne; K. R. Perera; C. E. Subasinghe; S. K. Kodisinghe; C. Piyarathna; K. Vithiya; A. S. Dassanayake; A. P. De Silva; A. Pathmeswaran; R. Wickramasinghe; N. Kato; H. J. De SilvaP1103 **NON-ALCOHOLIC FATTY LIVER DISEASE WITH AND WITHOUT METABOLIC SYNDROME: DIFFERENT PHENOTYPES WITH DIFFERENT LONG-TERM OUTCOMES**Aki J. Käräjämäki, Finland; R. Bloigu; H. Kauma; Y. A. Kesäniemi; O.-P. Koivurova; J. Perkiömäki; H. Huikuri; O. Ukkola

P1104

A NOVEL MUTATION OF APOB GENE ASSOCIATED WITH NEUROLOGICAL MANIFESTATIONS IN FAMILIAL HYPOBETALIPOPROTEINEMIAJoanna Musialik, Poland; A. Boguszewska-Chachulska; A. Pojda-Wilczek; A. Gorzkowska; R. Szymanczak; M. Kania; M. Hartleb; B. Blonska-FajfrowskaP1105 **LOW SERUM MAGNESIUM CONCENTRATION IS INDEPENDENTLY ASSOCIATED WITH NON ALCOHOLIC FATTY LIVER DISEASE AND NON ALCOHOLIC STEATOHEPATITIS**Ahad Eshraghian, Iran; S. Nikeghbalian; B. Geramizadeh; S. A. Malek-HosseiniP1106 **GENES AND ENVIRONMENTAL FACTORS INVOLVEMENT IN DEVELOPMENT OF NAFLD**Daniela Neagoie, Romania; G. Ianosi; A. Amzolini; M. Popescu; A. Turculeanu; M. Ioana

P1107

ELEVATED AMINOTRANSFERASE LEVEL IS ASSOCIATED WITH LOW BONE MINERAL DENSITY IN KOREA USING DATA FROM NATIONWIDE SURVEYMyuengguen Oh, South Korea; M. A. Han

P1108

CONTRIBUTION OF B-LYMPHOCYTE ACTIVATING FACTOR TO INSULIN RESISTANCE IN PATIENTS WITH NONALCOHOLIC STEATOHEPATITISTakashi Himoto, Japan; K. Fujita; T. Nomura; J. Tani; A. Morishita; H. Yoneyama; T. Masaki

Cirrhosis and complications: Clinical aspects

P1109 **HIP FRACTURE RISK IN PEOPLE WITH ALCOHOLIC CIRRHOSIS COMPARED WITH THE GENERAL POPULATION: A POPULATION-BASED COHORT STUDY**Harmony E. Otete, United Kingdom; T. Deleuran; K. Fleming; ; T. Card; G. P. Aithal; P. Jepsen; J. West

P1110

WITHDRAWN

P1111

THE EFFECT OF SYNBIOTIC AND PROKINETIC ON INTESTINAL PERMEABILITY, ENDOTOXEMIA AND CHILD-PUGH SCORE IN PATIENTS WITH LIVER CIRRHOSIS: A PROSPECTIVE COHORT STUDYNeringa Staikuniene, Lithuania; J. Valantinas; A. Purkaskas; R. Simoliuniene; D. Karciauskaite

P1112

CLIF-C AD SCORE WAS NOT CONSISTENTLY BETTER THAN THE TRADITIONAL MODELS IN PREDICTING 30 AND 90 DAY MORTALITY IN CIRRHOTIC PATIENTS WITH ACUTE DECOMPENSATION WITHOUT ACLFArtur Gião G. Antunes, Portugal; C. Teixeira; A. Vaz; C. Martins; P. Queirós; B. M. Santos Peixe; A. Alves; A. P. Oliveira; H. Guerreiro

P1113

THE ROLE OF THE MEAN PLATELET VOLUME AS A PREDICTION MARKER FOR SPONTANEOUS BACTERIAL PERITONITISArtur Gião G. Antunes, Portugal; C. Teixeira; A. Vaz; C. Martins; P. Queirós; A. Alves; B. M. Santos Peixe; A. P. Oliveira; H. Guerreiro

P1114

ASSESSMENT OF PROGNOSTIC SCORES IN ALCOHOLIC HEPATITISArtur Gião G. Antunes, Portugal; A. Vaz; P. Queirós; T. Gago; J. Roseira; B. M. Santos Peixe; H. Guerreiro

P1115

PORTAL VEIN THROMBOSIS AND CIRRHOSIS PROGRESSION: WHAT IS THE RELATION?Rita Barosa, Portugal; M. Patita; G. Nunes; C. Fonseca; J. Freitas

P1116

DIAGNOSTIC ACCURACY OF NON-INVASIVE TESTS FOR PREDICTING ESOPHAGEAL VARICES IN PATIENTS WITH HCV-RELATED CIRRHOSIS

J. T. Correia-Sousa; [Marta L. Rocha](#), Portugal; C. Gonçalves; M. Souto-Moura; J. Mendez; J. M. Ferreira; T. Moreira; R. Sarmento-Castro; I. Pedroto

P1117

SPONTANEOUS BACTERIAL PERITONITIS IN CIRRHOTIC PATIENTS UNDER SECONDARY ANTIBIOTIC PROPHYLAXIS

[Catarina Atalaia Martins](#), Portugal; P. Marcos; S. Barbeiro; F. Silva; M. Canhoto; L. Eliseu; A. Santos; C. Gonçalves; I. Cotrim; H. Vasconcelos

P1118

STUDY OF PRURITUS IN CHRONIC LIVER DISEASES

[Kojiro Michitaka](#), Japan; H. Yamago; M. Kanetoh; H. Tomida; Y. Miyamoto; A. Hiraoka; R. Iwasaki; T. Ninomiya

P1119

EVALUATION OF SERUM ZINC LEVEL IN PATIENTS WITH LIVER CIRRHOSIS IN DUHOK GOVERNORATE

B. A. Qasim; A. Salih; M. Habibe; [Lween S. Aldohuky](#), Iraq; R. F. Abduljaqbar

P1120

PREDICTING OUTCOME IN ACUTE-ON-CHRONIC LIVER FAILURE USING ERYTHROPOIETIN LEVELS

[Tamara Alempijevic](#), Serbia; S. Zec; V. Nikolic; A. Veljkovic; V. Matovic; S. Stankovic; V. Dopsaj

P1121

SUBCLINICAL HYPOTHYROIDISM MAY BE AN INDEPENDENT RISK FACTOR FOR LIVER DECOMPENSATION IN CIRRHOTIC PATIENTS

[Francesca D'Errico](#), Italy; G. Losurdo; N. M. Castellaneta; A. Mongelli; A. Iannone; M. Barone; M. Principi; E. G. Ierardi; A. Di Leo

P1122

IN SEARCH OF THE BEST PROGNOSTIC MODEL IN DECOMPENSATED CIRRHOSIS: WHAT IS THE VALUE OF C-REACTIVE PROTEIN?

[Paula Sousa](#), Portugal; J. Pinho; D. Martins; J. Fernandes; R. Araújo; E. Cancela; A. Castanheira; P. Ministro; A. Silva

P1123

ACUTE-ON-CHRONIC LIVER FAILURE - A DYNAMIC SYNDROME

[Mariana F. Cardoso](#), Portugal; G. Alexandrino; J. Branco; V. Anapaz; R. Carvalho; D. Horta; A. Martins; J. Reis

Viral hepatitis: Basic aspects

P1124

CLINICAL PROFILE OF PATIENTS WITH HEPATITIS E

[Vegiraju V S Vijayanand Kumar](#), India; V. L.; J. Krishnaveni; N. Mohandas; M. S; K. Murthy; A. Kulkarni; S. R. Dharamsi

P1125

KERATIN VARIANTS ASSOCIATED WITH LIVER DISEASE CAUSED BY HBV IN CHINESE PATIENTS

[Junzhao Ye](#), China; W. Yanqin; M. Li; X. Gong; B. Zhong

P1126

ASSOCIATION OF INTERLEUKIN 28B SINGLE NUCLEOTIDE POLYMORPHISMS WITH THE SUSCEPTIBILITY OF HEPATITIS C VIRUS INFECTION IN EGYPTIAN POPULATION. A MULTICENTRE FAMILY BASED ASSOCIATION STUDY

[Mahmoud El-Bendary](#), Egypt; M. Neamattallah; G. Esmat; H. Elalfy; T. Besheer; E. Kamel; M. Shabaan; M. Abd El-Hafeez; K. Farid; A. Zedan; A.-H. Eladl; M. El-Setouhy

Viral hepatitis B: Clinical aspects

P1127

SERUM AUTOTAXIN CAN PREDICT LIVER FIBROSIS IN PATIENTS WITH CHRONIC HEPATITIS B VIRUS INFECTION

[Yuki Ichikawa](#), Japan; S. Joshita; T. Umemura; A. Matsumoto; E. Tanaka

P1128

A PROSPECTIVE STUDY ON THERAPEUTIC EFFECTS OF SEQUENTIAL THERAPY IN PATIENTS WITH CHRONIC HEPATITIS B RESPONDING TO NUCLEOSIDE ANALOGUES

[Atsunori Kusakabe](#), Japan; E. Orito; H. Kanie; S. Shimizu; T. Yamada; K. Hayashi; T. Nakazawa

P1129

MAY "GILBERT'S-LIKE" SYNDROME BE PART OF SPECTRUM OF PERSISTENT UNCONJUGATED HYPERBILIRUBINEMIA IN POST-HEPATITIS PATIENT?

[Rong Lin](#), China; J. Ye; O. Banafa

P1130

DIABETES MELLITUS AND NOT HEPATIC STEATOSIS ALONE INCREASE THE RISK OF ADVERSE EVENTS IN PATIENTS WITH CHRONIC HEPATITIS B

[Rajneesh Kumar](#), Singapore; W. Q. Leow; K. H. Lim; W. K. Wan; W. C. Chow; G. B. B. Goh

Viral hepatitis C: Clinical aspects

P1131
EARLY DECREASE OF LIVER STIFFNESS AFTER INITIATION OF ANTIVIRAL THERAPY IN PATIENTS WITH CHRONIC HEPATITIS C INDICATES THAT LOWER CUT-OFF VALUES FOR LIVER STIFFNESS ARE APPROPRIATE FOR MONITORING LIVER FIBROSIS AFTER INITIATION OF ANTIVIRAL TREATMENT
Stephan Moser, Austria; E. Gutic; M. Gschwantler

P1132
REAL LIFE EXPERIENCE WITH DIRECT ACTING ANTI-VIRALS IN THE MANAGEMENT OF HCV PATIENTS WITH REDUCED FUNCTIONAL HEPATIC RESERVE
Amr S. Hanafy, Egypt

P1133
FEASIBILITY OF ELASTOGRAPHIC METHODS IN ASSESSING SPLEEN STIFFNESS IN PATIENTS WITH HCV COMPENSATED LIVER CIRRHOSIS
Ana-Maria Stepan, Romania; M. Danila; R. L. D. Sirlu; A. Popescu; R. G. Mare; F. Bende; A. Pascaru; I. Sporea

P1134
DIRECT ACTING ANTIVIRALS FOR CHRONIC HEPATITIS C GENOTYPE 3: A SYSTEMATIC REVIEW AND NETWORK META-ANALYSIS
Floor A. C. Berden, The Netherlands; B. R. Aaldering; H. Groenewoud; J. Inthout; W. Kievit; J. Drenth

P1135
EFFECT OF HEPATITIS C TREATMENT WITH DIRECT-ACTING ANTIVIRALS ON VITAMIN D IS DEPENDENT ON SEASONALITY
Mário Jorge Silva, Portugal; P. Russo; C. Bernardes; V. Borges; R. Vasconcelos Loureiro; T. Capela; F. Calinas

P1136
FERROKINETICS, CALCIUM, VITAMIN D2 AND RED BLOOD CELL INDICES, DO THEY PREDICT CIRRHOSIS ON LIVER BIOPSY AND NON-RESPONSE TO ANTIVIRAL TREATMENT IN CHRONIC HEPATITIS C?
Ragesh Babu Thandassery, Qatar; H. Wani; M. E. Soofi; S. R. Al-Kaabi

P1137
REAL-LIFE SIDE EFFECTS OF INTERFERON-FREE THERAPY (OMBITASVIR / PARITAPREVIR / RITONAVIR + DASABUVIR +RIBAVIRIN) AND END OF TREATMENT RESULTS IN PATIENTS WITH COMPENSATED HCV CIRRHOSIS
 R. L. D. Sirlu; A. Lazar; A. Deleanu; I. Dan; Alina Popescu, Romania; M. Danila; I. Sporea

P1138
DISTURBANCES OF VITAMIN D-PARATHYROID HORMONE AXIS IN HEPATITIS C VIRUS INFECTED PATIENTS
Jung-Chun Lin, Taiwan; T.-Y. Hsieh; Y.-C. Tseng; T.-H. Chueh; Y.-L. Shih; H.-H. Lin

Immunology, autoimmune liver disease

P1139
SHEAR WAVE ELASTOGRAPHY OF THE LIVER AND SPLEEN IN PATIENTS WITH AUTOIMMUNE HEPATITIS AND ITS VARIANTS – A SINGLE CENTRE STUDY
Maciej K. Janik, Poland; B. Kruk; K. Kostrzewa; M. Krawczyk; J. Raszeja-Wyszomirska; P. Milkiewicz

P1140
IS THERE ANY PROGNOSTIC IMPACT OF EXTRA-HEPATIC SYSTEMIC CONDITIONS IN PRIMARY BILIARY CHOLANGITIS?
Marta Gravito-Soares, Portugal; V. Silva; E. Gravito-Soares; S. Lopes; D. Gomes; C. Agostinho; P. Figueiredo; L. Tomé; C. Sofia

P1141
EFFECT OF FIBRATE-ADD-ON TREATMENT IN PRIMARY BILIARY CHOLANGITIS PATIENTS WITH AN INSUFFICIENT RESPONSE TO URSODEOXYCHOLIC ACID (UDCA)
Clarissa Weber-Freisssmuth, Austria; K. Kozbial; A. F. Staettermayer; S. Beinhardt; R. Stern; P. Ferenci; M. Trauner; H. Hofer

P1142
SERONEGATIVE PRIMARY BILIARY CHOLANGITIS: A DISTINCT ENTITY?
Marta Gravito-Soares, Portugal; E. Gravito-Soares; S. Lopes; C. Agostinho; P. Figueiredo; D. Gomes; L. Tomé; C. Sofia

P1143
CARDIOVASCULAR RISK ASSESSMENT IN PRIMARY BILIARY CHOLANGITIS: A SYSTEMIC DISEASE?
Elisa Soares, Portugal; M. Gravito-Soares; S. Lopes; C. Agostinho; P. Figueiredo; D. Gomes; L. Tomé; C. Sofia

Imaging, radiology (incl. interventional radiology)

P1144 
THE INFLUENCE OF FOOD INTAKE ON LIVER STIFFNESS MEASUREMENTS OBTAINED BY TWO 2D-SWE METHODS
Alina Popescu, Romania; R. Lupusoru; F. Bende; R. G. Mare; R. L. D. Sirlu; M. Danila; T. Moga; C. Pienar; I. Sporea

P1145
CORRELATION OF LIVER STIFFNESS MEASUREMENT ON TRANSIENT ELASTOGRAPHY WITH INCIDENCE OF HYPOVASCULAR HYOINTENSE NODULE ON GADOXETIC ACID-ENHANCED MRI IN PATIENTS WITH HEPATITIS B VIRUS
Jeong Ah Hwang, South Korea; T. W. Kang

P1146
THE PERFORMANCE OF 2D-SWE.GE COMPARED TO TRANSIENT ELASTOGRAPHY FOR THE EVALUATION OF LIVER STIFFNESS
Ioan Sporea, Romania; F. Bende; R. L. D. Sirlu; A. Popescu; M. Danila; R. G. Mare; R. Lupusoru; A.-M. Stepan

P1147

INFLUENCING FACTORS ASSOCIATED WITH DIAGNOSTIC ACCURACY OF REAL-TIME SHEAR WAVE ELASTOGRAPHY IN CHRONIC HEPATITIS B PATIENTS WITH LIVER FIBROSIS
Junzhao Ye, China; W. Wei; Y. Wang; W. Yanqin; L. Bing; B. Zhong

P1148

TRANSJUGULAR INTRAHEPATIC PORTOSYSTEMIC SHUNT - EIGHT YEARS OF EXPERIENCE OF A PORTUGUESE CENTER

Irina Mocanu, Portugal; J. Branco; M. Correia; T. Cape-la; T. Bilhim; É. Coimbra

Liver neoplasia: Basic

P1149

SERPINB3 MAY AFFECT LIVER CANCER PROGRESSION BY DIFFERENTLY REGULATING HYPOXIA INDUCIBLE FACTORS -1A AND -2A

Beatrice Foglia, Italy; S. Cannito; G. Villano; C. Turato; E. Morello; E. Novo; S. M. Quarta; S. Colombatto; F. Lopitz Otsoa; M. L. Martinez-Chantar; T. Cardoso; P. Pontisso; M. Parola

P1150

P53 TRANSCRIPTION FACTORS CONTROL APOPTOSIS SUSCEPTIBILITY BY REGULATION OF MCL1

Sophie Schlosser, Germany; S. Frister; M. Meinhard; A. Pelc; C. Kunst; E. Aschenbrenner; K. Pollinger; M. Müller

P1151

BRG1 PROMOTES HEPATOCARCINOGENESIS BY MODULATING CYCLINB1, D1, E1 AND MATRIX METALLOPROTEINASE 7

Benedikt Kaufmann, Germany; M. Lu; N. Hüser; H. Friess; G. Von Figura; D. Hartmann

P1152

PROTEIN KINASE CK2 REGULATES ONCOGENIC PROPERTIES OF CHOLANGIOCARCINOMA CELLS

A. Gentilini; G. Di Maira; E. Rovida; D. Ottaviani; M. Ruzzene; Fabio Marra, Italy

P1153

ONCOSTATIN M INDUCES INCREASED INVASIVENESS IN HEPATIC CANCER CELLS THROUGH HIF1?-RELATED RELEASE OF VASCULAR ENDOTHELIAL GROWTH FACTOR A
Stefania Cannito, Italy; E. Morello; B. Foglia; C. Turato; G. Di Maira; E. Novo; S. Colombatto; P. Pontisso; F. Marra; M. Parola

P1154

METFORMIN AND SORAFENIB SYNERGISTICALLY INDUCE CELL SENESCENCE IN HEPATOCELLULAR CARCINOMA CELLS

Chun-Ying Wu, Taiwan; H.-P. Chen; J.-T. Lin

P1155

TARGETING ALDEHYDE DEHYDROGENASE 2 : NEW THERAPEUTIC POTENTIAL FOR PREVENTION OF NONALCOHOLIC STEATOHEPATITIS-RELATED LIVER CARCINOGENESIS?

Bosong Kang, South Korea; C.-Y. Bang; S.-Y. Choung

Liver neoplasia: Clinical

P1156

PROGNOSTIC ROLE OF 25-HYDROXYVITAMIN D IN PATIENTS WITH LIVER METASTASES FROM COLORECTAL CANCER TREATED WITH RADIOFREQUENCY ABLATION

Antonio Facciorusso, Italy; N. Crucinio; M. Di Maso; N. Muscatiello

P1157

ROLE OF MIR-122 EXPRESSION IN EVALUATION OF PROGNOSIS IN PATIENTS WITH HEPATOCELLULAR CARCINOMA

M. Franck; K. Schuette; P. Malfertheiner; Alexander Link, Germany

P1158

SORAFENIB IN CLINICAL PRACTICE: POOLED ANALYSIS OF TWO PROSPECTIVE OBSERVATIONAL STUDIES IN HEPATOCELLULAR CARCINOMA (HCC)

G.G. Di Costanzo; Rodolfo Cosma Damiano Sacco, Italy; S. D'Angelo; T. Zolfino; V. Lorusso; V. Montesarchio; G. De Stefano; A. F. Attili; A. Benedetti; D. Sansonno; L. Giannitrapani; A. Buonadonna; P. Giovanis; G. Cabibbo; F. De Vita; P. Carucci; M. Pirisi; M. Moscovi; S. Pisconti; B. Daniele

P1159

IMPROVING SURVIVAL OF PATIENTS WITH HEPATOCELLULAR CARCINOMA BETWEEN 2005 AND 2012 IN THE FINISTERE AREA

M. Calament; M. Cariou; ; A. Billot-Grasset; F. Tanne; Michel Robaszekiewicz, France; J.-B. Nousbaum

P1160

SURVEILLANCE FOR HEPATOCELLULAR CARCINOMA (HCC) : A CLINICAL AUDIT

Asma Abdul-Sattar, United Kingdom; C. Ch'Ng

P1161

VIRTUAL PALPATION MODEL BASED ON SPIRAL CT AND ELASTOGRAPHY DATA - PROOF OF CONCEPT

Costin Teodor Streba, Romania; I.A. Gheonea; L. Sandulescu; A. Saftoiu; D.-I. Gheonea

P1162

DIAGNOSTIC PERFORMANCE OF PIVKII AND NEW POTENTIAL SERUM BIOMARKERS GP3, CSTB, SCCA1 AND HGF FOR DIAGNOSIS OF HEPATOCELLULAR CARCINOMA IN PATIENTS WITH ALCOHOLIC LIVER CIRRHOSIS

A. Unic; L. Derek; M. Duvnjak; L. Patrlj; M. Rakic; M. Kujundzic; V. Renjic; P. Dinjar; T. Bokun; Ivica Grjurevic, Croatia



Cholestasis and gallstones: Clinical

P1163

MIRIZZI SYNDROME: HOW TO MANAGEEhab El Hanafy, Egypt

P1164

ENDOSCOPIC ULTRASOUND-GUIDED GALLBLADDER DRAINAGE VERSUS ENDOSCOPIC TRANSPAPILLARY GALLBLADDER DRAINAGE FOR ACUTE CHOLECYSTITIS IN HIGH RISK SURGICAL PATIENTS: WHICH IS BETTER?Dong-Wook Oh, South Korea; S. S. Lee; D. H. Cho; T. J. Song; D. H. Park; D.-W. Seo; S. K. Lee; M.-H. Kim

P1165

BILE DUCT STONES RECURRENCE AFTER ESWL IN THE ELDERLY: PREDICTIVE FACTORSDaniele Mandolesi, Italy; R. Muratori; C. Pierantoni; D. Festi; G. Mazzella; F. Bazzoli; F. Azzarol

P1166

PROCHOLESTATIC GENE VARIANTS AND MUTATIONS IN SECONDARY SCLEROSING CHOLANGITIS IN CRITICALLY ILL PATIENTS (SC-CIP)Christoph Jünger, Germany; M. Reichert; V. Zimmer; F. Grünhage; F. Lammert; M. Krawczyk

P1167

Predictors For Detection Of Difficult-To-Treat Bacteria In Biliary Tract InfectionNaoki Esaka, Japan; B. Endoh; Y. Mizumoto; S. Katsushima; N. Shime

P1168

A NOVEL NITINOL GALLBLADDER STENT FOR PREVENTION OF STONE MIGRATION AND IMPACTIONF. Konikoff; Ivo Boskoski, Italy; S. Ben Muvhar; A. Tringali; J. Tsehor; G. Costamagna

P1169

RELATIONSHIP BETWEEN GALLBLADDER STONE AND CARDIOVASCULAR DISEASE RISKElif Borekci, Turkey; M. Celikbilek

P1170

LAPAROENDOSCOPIC RENDEZVOUS FOR TREATING CHOLELITHIASIS WITH CONCOMITANT CHOLEDOCHOLITHIASIS UNSUITABLE FOR LCBDEC. Dai; X. Wang; L. Liu; M. Wang; Zhining Fan, China**Biliary neoplasia: Clinical**

P1171

CLINICAL IMPACT OF PER-ORAL DIGITAL CHOLANGIOSCOPY (SPYGLASS) - A SINGLE CENTER EXPERIENCERastislav Hustak, Slovakia; J. Usak; F. Zavada; J. Martinek

P1172

A PROSPECTIVE STUDY OF THE CLINICAL EFFICACY AND EFFECT OF PHOTODYNAMIC THERAPY FOR THE TREATMENT OF UNRESECTABLE EXTRAHEPATIC CHOLANGIOCARCINOMAJianfeng Yang, China; X. Zhang; H. Jin; H. Shen; Q. Lou

P1173

PREOPERATIVE ENDOSCOPIC BILIARY DRAINAGE PROCEDURES MAY AFFECT INTRAHEPATIC RECURRENCE OF CHOLANGIOCARCINOMA AFTER SURGICAL RESECTIONYoung Deok Cho, South Korea; H. J. Choi; T. H. Lee; S.-H. Park; S.-W. Cha; J. H. Moon

P1174

CONTRAST-ENHANCED ULTRASONOGRAPHY OF GALLBLADDER POLYPOID LESIONSMasashi Hattori, Japan; I. Matuzaki; S. Isobe; K. Hirose; C. Izumi; T. Marukawa; M. Esaki; S. Nakazawa

P1175

FACTORS ASSOCIATED WITH TECHNICAL SUCCESS OF BILATERAL ENDOSCOPIC METALLIC STENTING WITH PARTIAL STENT-IN-STENT PLACEMENT IN PATIENTS WITH MALIGNANT HILAR BILIARY OBSTRUCTIONToshihiro Fujita, Japan; S. Hashimoto; T. Sakae; H. Hamamoto; H. Yano; H. Maeda; M. Hokonohara; K. Kawabata; S. Arima; Y. Nasu; F. Sasaki; H. Taguchi; S. Kanmura; H. Setoyama; A. Ido

P1176

ENDOSCOPIC ULTRASOUND-GUIDED BILIARY DRAINAGE FOR BENIGN BILIARY STRICTURE AND PREOPERATIVE BILIARY DRAINAGEKurita Yusuke, Japan; T. Sato; A. Iwasaki; K. Kagawa; K. Hosono; A. Nakajima; K. Kubota

P1177

STENT PATENCY IN ENDOSCOPIC ULTRASOUND GUIDED TRANSMURAL VERSUS TRANSPAPILLARY BILIARY DRAINAGEAmol Bapaye, India; R. Gaadhe; N. A. Dubale; H. Gadghikar; M. Mahadik; R. Pujari; J. A. Bapaye

P1178

CLINICOPATHOLOGIC STUDY OF BILIARY INTRAEPITHELIAL NEOPLASIA IN CHOLANGIOCARCINOMAJae Seon Kim, South Korea; H. J. Kim; M. K. Joo; B. J. Lee; J.-J. Park; Y.-T. Bak; B.-H. Kim

P1179

CLINICAL OUTCOME OF STENT-IN-STENT METHOD IN BILATERAL SELF-EXPANDABLE METALLIC STENT DEPLOYMENT FOR MALIGNANT HILAR BILIARY OBSTRUCTION: TWO-CENTER RETROSPECTIVE STUDYHee Seung Lee, South Korea; J. Y. Heo; S. Bang

Pancreatitis, experimental

Poster Session

09:00 - 14:00

Hall X4

Pancreas III

P1180

EVIDENCE OF HGF DEPENDENT BONE MARROW DERIVED STEM CELLS MOBILIZATION IN ACUTE PANCREATITIS - A POTENTIAL LINK WITH REGENERATION?

Krzysztof Dabkowski, Poland; E. Zuba-Surma; A. Labeledz-Maslowska; M. Budkowska; D. Salata; B. Dolegowska; M. Z. Ratajczak; T. Starzynska

P1181

PROTECTIVE EFFECT OF CHERMERIN IN ACUTE PANCREATITIS. STUDY ON THE RAT

J. Jaworek; J. Szklarczyk; M. Kot; U. Czech; M. Goralska; Anna Leja-Szpak, Poland; R. Tomaszewska

P1182

DEVELOPMENT OF ACUTE PANCREATITIS PORCINE MODEL BY USING ENDOSCOPIC RETROGRADE NOXIOUS AGENT INFUSION

Jin-Seok Park, South Korea; S. Jeong; D. H. Lee

P1183

ACENOCOUMAROL ACCELERATES RECOVERY IN ISCHEMIA/REPERFUSION-INDUCED ACUTE PANCREATITIS

Zygmunt Warzecha, Poland; P. Sendur; P. Ceranowicz; J. Cieszkowski; M. Dembinski; B. Kusnierz-Cabala; J. Bonior; J. Jaworek; R. Tomaszewska; A. Dembinski

P1184

PROTECTIVE MECHANISMS OF N-ACETYL-CYSTEINE AND SIMVASTATIN AGAINST CHRONIC PANCREATITIS: AN EXPERIMENTAL STUDY IN MICE

J. M. Lee; Hongsik Lee, South Korea; J. J. Hyun; S. Y. Lee; B. K. Choi; I. K. Yoo; S. H. Kim; H. S. Choi; E. S. Kim; B. Keum; Y. T. Jeon; H. J. Chun; C. D. Kim

Pancreatitis, acute

P1185 **INTESTINAL FATTY ACID BINDING PROTEIN AS A MARKER OF NECROSIS AND SEVERITY IN ACUTE PANCREATITIS**

J. Kupcinskas; Rolandas Gedgaudas, Lithuania; H. Hartman; T. Sippola; O. Lindström; C. Johnson; S. Regnér

P1186

COMPARING HAPS AND BISAP SCORES IN PREDICTING SEVERITY AND OUTCOME IN ACUTE PANCREATITIS

Amit Yelsangikar, India; P. Kakkadasam Ramaswamy; A. Nagar Krishnamurthy; N. Bhat

P1187

INFLUENCE OF FATTY LIVER ON THE CLINICAL OUTCOME IN ACUTE PANCREATITIS

Uvana Mikolasevic, Croatia; L. Orlic; D. Stimac; I. Jakopcic; A. Klanac; S. Milic

P1188

WITHDRAWN

P1189

FAT GLOBULES WITHIN ORGANIZED PANCREATIC FLUID COLLECTIONS ON CT SCAN IMPACT THE OUTCOMES OF NONSURGICAL DRAINAGE

Ayesha Kamal, USA; A. Zaheer; S. Ngamruengphong; R. Moran; Y. H. Chavez; M. Bukhari; M. Khashab; V. Kumbhari; E. Akhumeonkhan; V. S. Akshintala; A. N. Kalloo; V. Singh

P1190

THE ROLE OF SOLUBLE UROKINASE PLASMINOGEN ACTIVATOR RECEPTOR AS AN EARLY BIOMARKER OF SEVERITY AND ORGAN FAILURE IN PATIENTS WITH ACUTE PANCREATITIS

Amir Soleimani, Denmark; L. T. Sørensen; M. B. Hansen; S. Ladelund; J. Eugen-Olsen; L. N. Jorgensen; S. Novovic

Pancreatitis, chronic (including hereditary disorders)

P1191 **A HUNGARIAN FAMILY WITH HEREDITARY PANCREATITIS AND THE P.L104P MUTATION IN THE HUMAN CATIONIC TRYPSINOGENE GENE**

Balazs Nemeth, Hungary; A. V. Patai; M. Sahin-Toth; P. Hegyi

P1192

DIAGNOSIS OF AUTOIMMUNE PANCREATITIS USING ENDOSCOPIC ULTRASOUND GUIDED PANCREATIC CORE BIOPSY WITH PROCORE® NEEDLE

Dong-Wook Oh, South Korea; S. S. Lee; D. H. Cho; T. J. Song; D. H. Park; D.-W. Seo; S. K. Lee; M.-H. Kim

P1193 **CORRELATION BETWEEN THE DEGREE OF PANCREATIC FIBROSIS AND PANCREATIC SECRETION OF BICARBONATE IN PATIENTS WITH EARLY MORPHOLOGICAL CHANGES OF CHRONIC PANCREATITIS**

Julio Iglesias-García, Spain; J. Lariño-Noia; L. Nieto; S. Lojo; J. E. Domínguez-Muñoz

P1194

ACCURACY OF DIFFERENT NEEDLES TO OBTAIN HISTOLOGICAL SAMPLES FROM HEALTHY PANCREATIC TISSUE. A COMPARATIVE EXPERIMENTAL STUDY ON HEALTHY PIGS

Julio Iglesias-García, Spain; A. García-Cantalapiedra; I. Abdulkader; O. Varela-López; J. E. Domínguez-Muñoz

P1195

TREATMENT OF PANCREATIC STONES BY ESWL AND ENDOSCOPY-OUR EXPERIENCE OF 618 CASES IN 26 YEARS
[Tadao Tsuji](#), Japan

P1196

PREVALENCE OF SARCOPENIA IN CHRONIC PANCREATITIS
[Imanta Ozola Zalite](#), Latvia; [V. Lyadov](#); [J. Ivanova](#); [A. Viksna](#); [A. Udre](#); [A. Pukitis](#)

P1197

COMPARISON BETWEEN ENDOSCOPIC AND SURGICAL DRAINAGE OF THE PANCREATIC DUCT IN CHRONIC PANCREATITIS
[Yoshiaki Kawaguchi](#), Japan; [T. Mine](#)

Pancreatic cancer: Basic

P1198 

DESIGNING OF A NOVEL STRATEGY FOR CANCER GENE THERAPY BY SELECTIVE DELIVERY OF ADENOVIRUS-BASED TOXIN
[I. Boustanaï](#); [S. Shapira](#); [D. Kazanov](#); [Nadir Arber](#), Israel

P1199

GSK3B INHIBITOR DOWN-REGULATES PD-L1 IN KRAS-MUTANT PDAC THROUGH INHIBITING NF-KB
[Wataru Shibata](#), Japan; [S. Nagayama](#); [T. Sato](#); [Y. Ishii](#); [M. Sugimori](#); [E. Kameta](#); [S. Sue](#); [S. Maeda](#)

P1200 

CUX1 COOPERATES WITH K-RAS IN THE TUMOR PROGRESSION OF PANCREATIC CANCER IN VIVO
[H. Griesmann](#); [S. Mühl](#); [K. Theuerkorn](#); [B. Sipos](#); [P. Michl](#); [Stefanie Gühne](#), Germany

P1201

THE FEATURES OF HOST IMMUNE RESPONSE IN PATIENTS WITH PANCREATIC DUCTAL ADENOCARCINOMA
[Takuya Komura](#), Japan; [Y. Sakai](#); [K. Harada](#); [S. Kaneko](#)

P1202

EXHAUSTIVE ANALYSIS OF MICRORNAs IN THE PANCREATIC CANCER TISSUE OBTAINED BY ENDOSCOPIC ULTRASOUND-GUIDED FINE NEEDLE ASPIRATION (EUS-FNA)
[Kiyohito Kato](#), Japan; [H. Kamada](#); [T. Yamashita](#); [K. Kobayashi](#); [T. Fujimori](#); [T. Masaki](#)

P1203

EFFECTS OF ARGININE-GLYCINE-ASPARTIC ACID PEPTIDE CONJUGATED QUANTUM DOTS INDUCED PHOTODYNAMIC THERAPY ON PANCREATIC CARCINOMA IN VIVO
[M. Li](#); [J. Cao](#); [Leiming Xu](#), China

Pancreatic cancer: Clinical

P1204 

A GLYCOPROTEIN AS A NOVEL SEROLOGICAL MARKER FOR PANCREATIC CANCER
[Keisuke Taniuchi](#), Japan; [T. Okabayashi](#); [Y. Shima](#); [T. Saibara](#)

P1205 

THE ACTUAL INCIDENCE OF PANCREATIC CYSTIC NEOPLASM RELATED SYMPTOMS: WE ARE OVERESTIMATING A MAJOR INDICATION FOR SURGERY
[Stefano Andrianello](#), Italy; [G. Marchegiani](#); [C. Miatello](#); [A. Pulvirenti](#); [G. Perri](#); [A. Borin](#); [C. Dal Borgo](#); [G. Malleo](#); [C. Bassi](#); [R. Salvia](#)

P1206

DIGITAL SINGLE OPERATOR PANCREATOSCOPE (DSOP) IN PANCREATIC INTRAPAPILLARY MUCINOUS NEOPLASIA (IPMN)
[Isaac Rajiman](#), USA; [R. Shah](#); [P. Tarnasky](#); [A. Duvall](#); [M. Othman](#); [P. Kedia](#); [M. Kahaleh](#); [U. Mondal](#); [S. Patel](#); [D. Nguyen](#); [G. Van Buren](#); [W. Fisher](#)

P1207

THE FEASIBILITY OF TISSUE SPECIMEN OBTAINED FROM EUS-FNA FOR PATIENT-DERIVED TUMOR XENOGRAFT IN PANCREATIC CANCER
[Chang-Min Cho](#), South Korea; [A. N. Seo](#); [H. I. Bae](#); [I. K. Lee](#)

P1208

EARLY VERSUS DELAY INITIATION IN ADJUVANT TREATMENT FOR PANCREATIC CANCER
[Hyoung Woo Kim](#), South Korea; [J.-C. Lee](#); [J. Lee](#); [J. Kim](#); [J.-H. Hwang](#)

P1209

RESECTABLE PANCREATIC CANCER: ARE WE PERFORMING A GOOD PRE-OPERATIVE STAGING?
[Rosa Coelho](#), Portugal; [P. Moutinho-Ribeiro](#); [R. Gaspar](#); [P. Andrade](#); [R. Liberal](#); [R. Morais](#); [P. Costa-Moreira](#); [A. L. Santos](#); [F. Vilas-Boas](#); [S. Lopes](#); [P. Pereira](#); [G. Macedo](#)

P1210

VALUE OF CA 19-9 LEVELS FOR PANCREATIC CANCER SCREENING IN NEW-ONSET DIABETIC PATIENTS REGARDLESS OF BILIRUBIN ELEVATION
[Jae Seon Kim](#), South Korea; [J. W. Choe](#); [H. J. Kim](#); [M. K. Joo](#); [B. J. Lee](#); [J.-J. Park](#); [Y.-T. Bak](#)

P1211

CONTINUOUS LOW-DOSE-RATE IRRADIATION OF IODINE-125 SEEDS INHIBITS PERINEURAL INVASION IN PANCREATIC CANCER
[Z. Lu](#); [T. Dong](#); [P. Si](#); [W. Shen](#); [Y. Bi](#); [M. Min](#); [Y. Xu](#); [X. Chen](#); [Yan Liu](#), China

P1212

MENSTRUAL AND REPRODUCTIVE FACTORS AND RISK OF PANCREATIC CANCER IN WOMEN
[Akram Pourshams](#), Iran; [S. Masoudi](#); [R. Malekzadeh](#)



P1213

EUS-ELASTOGRAPHY (STRAIN RATIO) IN THE DIAGNOSIS OF SOLID PANCREATIC LESIONS: A PROSPECTIVE COHORT STUDYSilvia Carrara, Italy; M. Di Leo; A. Anderloni; A. Zerbi; A. Repici**Endoscopy, upper GI****Poster Session**

09:00 - 14:00

Hall X4

Endoscopy and imaging IIIP1214 **ENDOSCOPIC DUODENAL MUCOSAL RESURFACING TREATMENT FOR TYPE 2 DIABETES: EARLY MULTI-CENTRE EXPERIENCE**Annieke Van Baar, The Netherlands; J. Deviere; G. Costamagna; M. Passos Galvão Neto; L. Rodríguez; R. J. Haidry; J. J. BergmanP1215 **TRANSFUSION STRATEGY AND DEATH RISK IN PATIENTS WITH ACUTE NON VARICEAL UPPER GASTRO INTESTINAL BLEEDING (NV-UGIB) IN ITALY: A PROSPECTIVE MULTICENTER OBSERVATIONAL STUDY**Riccardo Marmo, Italy; M. Soncini; R. Bennato; L. Orsini; L. Amitrano; F. Parente; S. Bargiggia; A. Paterlini; P. Cesaro; C. Bucci; A. Bizzotto; B. Germana; L. G. Cavallaro; R. De Franchis; A. Dell'Era; G. Costamagna; M. E. Riccioni; C. Marmo; A. Tortora; M. Manno; S. Mangiafico; R. L. Conigliaro; G. Bresci; S. Metrangolo; A. Merighi; V. Boarino; S. Segato; M. Parravicini; L. Purita; A. Chirico; G. Imperiali; P. Gasparini; F. Esposito; F. R. De Filippo; G. Baldassarre; M. Franceschi; A. Nucci; ; F. De Nigris; L. Ferraris; A. Zambelli; C. Londoni; A. Repici; A. Anderloni; M. De Mattheis; O. Triossi; M. A. Bianco; G. Rotondano; R. Lamanda; A. Lauri; A. De Fanis; P. Di Giorgio; R. Pumpo; L. Furio; A. Russo; A. Andriulli; G. Napolitano; L. M. Montalbano; F. Bazzoli; R. M. Zagari; E. Buscarini; L. Cipolletta; D. Conte; G. Spinzi; A. Balzano; F. Cipolletta; E. Di Giulio; G. D'AmicoP1216 **PERORAL ENDOSCOPIC MYOTOMY FOR TREATING ACHALASIA PERFORMED BY A GASTROENTEROLOGIST: 4 YEARS' EXPERIENCE FROM A SINGLE ENDOSCOPY CENTER**X. Tang; Y. Ren; S. Huang; Q. Gao; Wei Gong, ChinaP1217 **PERORAL ENDOSCOPIC MYOTOMY IS SAFE AND EFFECTIVE FOR ACHALASIA IN PATIENTS OLDER THAN 60 YEARS OF AGE COMPARED WITH YOUNGER PATIENTS**X. Tang; Y. Ren; S. Huang; Q. Gao; Wei Gong, China

P1218

TRANSORAL OUTLET REDUCTION FOR THERAPY OF WEIGHT REGAIN AFTER GASTRIC BYPASSIvo Boskoski, Italy; R. Landi; P. Familiari; A. Tringali; V. Perri; G. Costamagna

P1219

A NEW THERAPEUTIC LASER SYSTEM FOR ADVANCED ENDOSCOPIC TREATMENTS IN THE UPPER GI - FIRST RESULTS IN AN ESTABLISHED ANIMAL MODELGian Eugenio Tontini, Italy; H. Neumann; P. Soriani; F. Cavallaro; L. Spina; B. Bruni; C. Clemente; F. Fagnani; P.-H. Zhou; L. Carmignani; L. Pastorelli; M. Vecchi

P1220

THE IMPORTANCE OF GASTROSCOPY BEFORE BARIATRIC SURGERY, ITS IMPACT ON THE SURGICAL PROCEDURE AND FOLLOW-UP COMPLICATIONSFabiana Benjaminov, Israel; D. Feldman; A. Stein; F. Konikoff; T. Naftali

P1221

PERORAL ENDOSCOPIC SHORTER VERSUS LONGER MYOTOMY FOR THE TREATMENT OF ACHALASIA: A COMPARATIVE STUDYX. Tang; Y. Ren; S. Huang; Q. Gao; Wei Gong, China

P1222

NOVEL DEVICE FOR FULL THICKNESS ENDOSCOPIC SUTURE, USING BACK AND FORTH NEEDLING: EX VIVO ANIMAL STUDYS. Y. Lee; Hoon Jai Chun, South Korea; I. K. Yoo; J. M. Lee; S. H. Kim; H. S. Choi; E. S. Kim; B. Keum; Y. T. Jeon; H. S. Lee; C. D. Kim; S. H. Park; B. G. Kim; Y. J. Kim; Y. N. Song; D. H. Hong; J. M. Lee; B. K. Choi

P1223

NEWLY DESIGNED HIGHLY FLEXIBLE MAGNETIC DEVICE FOR ENDOSCOPY ASSISTED FERROMAGNETIC FOREIGN BODY REMOVALVijay Sharma, India; R. Sharma

P1224

CLINICAL OUTCOMES IN VERY ELDERLY PATIENTS WITH GASTRIC CANCER TREATED USING ENDOSCOPIC SUBMUCOSAL DISSECTION: ANALYSIS WITH EMPHASIS ON THE RELATIONSHIP BETWEEN PATIENT CHARACTERISTICS AND PROGNOSISMasau Sekiguchi, Japan; I. Oda; H. Suzuki; S. Abe; S. Nonaka; S. Yoshinaga; H. Taniguchi; S. Sekine; Y. Saito

P1225

THE EFFECT OF A FLEXIBLE 3D ENDOSCOPE ON THE LEARNING CURVE OF ENDOSCOPIC SUBMUCOSAL DISSECTION: A BENCH TOP EX-VIVO STUDYBaldwin Po Man Yeung, Hong Kong; D. X. Xia; C. C. H. Lam; P. W. Y. Chiu

P1226

PRACTICAL STRATEGY FOR INVASION DEPTH PREDICTION OF EARLY GASTRIC CANCER BY CONVENTIONAL ENDOSCOPY AND ENDOSCOPIC ULTRASONOGRAPHY
Jieyao Cheng, China; X. Wu; X. Lu; A. Yang

P1227

EVALUATION OF ENDOSCOPIC TREATMENT FOR SUPERFICIAL DUODENAL NEOPLASM
Yasutoshi Ochiai, Japan; Y. Kiguchi; Y. Mitsunaga; T. Akimoto; T. Maehata; A. Fujimoto; R. Nakamura; T. Nishizawa; O. Goto; T. Uraoka; N. Yahagi

P1228

CREATION OF GASTROINTESTINAL SUBMUCOSAL TUNNEL UPON SUBMUCOSAL INJECTION OF A PLGA-PEG-PLGA THERMOGEL IN A PORCINE MODEL: THE NEXT GENERATION OF TUNNEL ENDOSCOPY? (WITH VIDEO)
Min Min, China; Y. Liu; L. Wang; Y. Bi

P1229

IS THERE A PLACE FOR BALLOON DILATATION IN THE ERA OF PERORAL ENDOSCOPIC MYOTOMY IN PATIENTS WITH ACHALASIA?
Marcel Tantau, Romania; A. Tantau; C. Tefas; C. Buzas

P1230

A SIMPLE MATHEMATICAL EQUATION FOR RELIABLE PREDICTION OF THE GASTRO-ESOPHAGEAL JUNCTION THROUGH THE SUB MUCOSAL TUNNEL DURING PER ORAL ENDOSCOPIC MYOTOMY - A PROOF OF CONCEPT PILOT STUDY
Amol Bapaye, India; J. A. Bapaye; N. A. Dubale; M. Mahadik; V. Vyas; K. Sheth; S. Date; R. Pujari; A. Kulkarni; R. Gaadhe; R. Jajoo

P1231

SAFETY AND EFFICACY OF COLD POLYPECTOMY FOR NONAMPULLARY DUODENAL ADENOMA: A PROSPECTIVE CLINICAL TRIAL
Daisuke Maruoka, Japan; M. Arai; S. Kasamatsu; H. Ishigami; T. Taida; K. Okimoto; T. Matsumura; T. Nakagawa; T. Katsuno

P1232

ENDOSCOPIC DIAGNOSIS FOR ELEVATED EARLY GASTRIC CANCER THAT SHOWED ADENOMA BY BIOPSY BEFORE ESD
Hiroaki Sawai, Japan; S. Kushida; T. Mimura; Y. Yamamoto; H. Inokuchi

P1233

POEM'S POTPOURRI: THE ROUTINE X-RAY AND ENDOSCOPY ARE NOT NECESSARY AFTER POEM; ASPIRIN DOES NOT INCREASE THE RISK OF BLEEDING
Julia Bayer, Czech Republic; H. Svecova; Z. Vackova; J. Krajciová; J. Spicak; J. Martinek

P1234

MORTALITY CAUSES FROM ACUTE UPPER GASTROINTESTINAL BLEEDING: A PROSPECTIVE MULTICENTRE OBSERVATIONAL STUDY
 R. Marmo; M. Soncini; R. Bennato; Cristina Bucci, Italy; F. Cipolletta; L. Orsini; M. Guardascione; F. Parente; S. Bargiggia; A. Paterlini; P. Cesaro; A. Bizzotto; B. Germana; L. G. Cavallaro; R. De Franchis; A. Dell'Era; G. Costamagna; M. E. Riccioni; C. Marmo; A. Tortora; M. Manno; S. Mangiafico; R. L. Conigliaro; G. Bresci; S. Metrangolo; A. Merighi; V. Boarino; S. Segato; M. Parravicini; L. Purita; A. Chirico; G. Imperiali; P. Gasparini; F. Esposito; P. Borgheresi; F. R. De Filippo; G. Baldassarre; M. Franceschi; A. Nucci; F. De Nigris; L. Ferraris; A. Zambelli; C. Londoni; A. Repici; A. Anderloni; M. De Matthaes; O. Triossi; M. A. Bianco; G. Rotondano; R. Lamanda; A. Lauri; A. De Fanis; P. Di Giorgio; R. Pumo; L. Furio; A. Russo; A. Andriulli; G. Napolitano; L. M. Montalbano; F. Bazzoli; R. M. Zagari; E. Buscarini; L. Cipolletta; D. Conte; G. Spinzi; E. Di Giulio; G. D'Amico; A. Balzano

P1235

FEASIBILITY OF FULL-SPECTRUM ENDOSCOPY GAS-TROSCOPY, PREVALENCE OF DUODENAL PERIAMPULLARY DIVERTICULA, AND FUTURE OF DIRECT PER-ORAL CHOLANGIOSCOPY
Jeong-Yeop Song Md, South Korea; Y. H. Cho; M. A. Kim; J.-A. Kim

P1236

ENDOSCOPIC PUNCTURE-SUTURE DEVICE IN CLOSING THE DEFECT OF THE GASTRIC WALL AFTER FULL-THICKNESS RESECTION: SURVIVAL PORCINE STUDY
Jintao Guo, China; S. Sun

P1237

PRELIMINARY REPORT OF A NEW SCISSOR-LIKE DEVICE FOR ENDOSCOPIC SUBMUCOSAL DISSECTION (ESD) FOR SAFE AND EFFECTIVE TREATMENT OF ZENKER'S DIVERTICULUM
Helmut Neumann, Germany; S. Ishaq; A. Nägel

P1238

THE USE OF A NOVEL EXTRACELLULAR SCAFFOLD MATRIX FOR HAEMOSTASIS DURING ENDOSCOPIC RESECTION IN PATIENTS AT HIGH RISK OF BLEEDING: A LITTLE GOES A LONG WAY
Sharmila Subramaniam, United Kingdom; F. J. Q. Chedgy; K. Kandiah; S. Thayalasekaran; G. Longcroft-Wheaton; P. Bhandari

P1239

ENDOSCOPIC TREATMENT FOR METACHRONOUS EARLY GASTRIC CARCINOMA IN A RECONSTRUCTED GASTRIC TUBE AFTER RADICAL OPERATION FOR ESOPAGEAL CARCINOMA

Yusuke Maeda, Japan; H. Takeuchi; H. Kawakubo; R. Nakamura; Y. Kikuchi; K. Fukuda; K. Suda; N. Wada; T. Omori; Y. Kitagawa

P1240

ENDOSCOPIC RESECTION FOR HYPERPLASTIC GASTRIC POLYPS: IS IT JUSTIFIED?

Bérénice Petit, France; J. Rivory; V. Lepilliez; J. C. Saurin; T. Ponchon; M. Pioche

P1241

ACCREDITATION OF ENDOSCOPY SERVICES IN ITALY: PRELIMINARY RESULTS

Giancarlo Spinzi, Italy; M. Capelli; M. Labardi; A. Merighi; A. Milano; L. Riccardi; F. Torresan

P1242

HIGHEST POWER MAGNIFICATION WITH NARROW-BAND IMAGING IS VERY USEFUL TO DIAGNOSE THE MARGINS OF EARLY GASTRIC CANCERS, ESPECIALLY AFTER HELICOBACTER PYLORI ERADICATION

Koji Kojima, Japan; K. Uchita; R. Daike; S. Sasaki; K. Iwasaki; A. Kawada; M. Nakayama; M. Okazaki; S. Iwamura

P1243

COMPARATIVE STUDY OF ESD AND SURGICAL RESECTION FOR GASTRIC SETS ORIGINATED FROM MUSCULARIS PROPRIA

Chang Beom Ryu, South Korea; M. S. Lee

P1244

A COMPARISON OF EFFICACY, OUTCOME AND COMPLICATIONS OF ENDOSCOPIC SUBMUCOSAL DISSECTION WITH THE OLYMPUS SECOND GENERATION ELECTROSURGICAL KNIFE DUALKNIFE™ VS OLYMPUS FIRST GENERATION DUALKNIFE™. A SINGLE CENTRE RETROSPECTIVE STUDY

Jonas Woo, Japan; J. Matsuoka; Y. Kowazaki; M. Nishimura

P1245

PREDICTORS FOR FOREIGN BODY PRESENCE AT ENDOSCOPY IN FOREIGN BODY INGESTION - A PROSPECTIVE STUDY

Diogo Libânio, Portugal; F. Jácome; J. C. Sousa; M. Dinis-Ribeiro; R. Marcos-Pinto; I. Pedroto

P1246

AVAILABILITY OF LAPAROSCOPIC AND ENDOSCOPIC COOPERATIVE SURGERY: AN INTERNATIONAL QUESTIONNAIRE SURVEY

Osamu Goto, Japan; H. Takeuchi; T. Akimoto; H. Kawakubo; M. Sasaki; Y. Kitagawa; N. Yahagi

P1247

LONG TERM OUTCOMES AFTER NON-CURATIVE ENDOSCOPIC RESECTION OF EARLY GASTRIC CANCER ACCORDING TO THE ADDITIONAL TREATMENT

Mi Young Jeon, South Korea; J. C. Park; K. Y. Hahn; H. Chung; S. K. Shin; S. K. Lee; Y. C. Lee

Endoscopy, colonP1248 **DO VISIBLE VESSELS WITHIN THE POST ENDOSCOPIC MUCOSAL RESECTION (EMR) DEFECT PREDICT POST EMR BLEEDING?**

Lobke Desomer, Australia; D. J. Tate; F. Bahin; B. Holt; M. J. Bourke

P1249 **RANDOMIZED COMPARATIVE EVALUATION OF AN ESD SELF-LEARNING SOFTWARE IN FRANCE AND JAPAN**

Mathieu Pioche, France; J. Rivory; T. Nishizawa; T. Uraoka; S. Touzet; M. O'Brien; J. C. Saurin; A. Denis; T. Ponchon; N. Yahagi

P1250 **COMPUTER-BASED AUTOMATIC DIFFERENTIATION OF NEOPLASTIC AND NON-NEOPLASTIC POLYPS WITH THE APPLICATION OF DEEP STRUCTURED LEARNING ALGORITHMS OF A CONVOLUTIONAL NEURAL NETWORK - PRELIMINARY RESULTS**

Laszlo Madacsy, Hungary; L. Oczella; M. Szalai; Z. Dubravcsik; A. Z. Szepes

P1251 **COLD SNARE POLYPECTOMY DOES NOT INCREASE THE POSSIBILITY OF RESIDUAL POLYP: A PROSPECTIVE SINGLE-ARM OBSERVATIONAL TRIAL**

Yoji Takeuchi, Japan; N. Matsuura; N. Uedo; T. Ito; T. Yamashina; K. Aoi; T. Kanesaka; F. Matsui; M. Fujii; N. Hanaoka; T. Akasaka; K. Higashino; R. Ishihara; H. Iishi

P1252

INTERNAL HEMORRHOIDS ARE A COMMON CAUSE OF SEVERE HEMATOCHYZIA BUT PATIENTS HAVE MUCH BETTER OUTCOMES THAN THOSE WITH OTHER COLON DIAGNOSES

Marie-Anne Guilloumot, USA; D. M. Jensen; K. Ghassemi; T. O. Kovacs; G. V. Ohning; A. Sedarat; M. Kaneshiro; G. Machicado; G. Dulai

P1253

WHAT IS THE CULPRIT LESION FOR INTERVAL CANCER AFTER COMPLETE COLONOSCOPY?

Takahiro Fujii, Japan



P1254

IS IT EFFECTIVE TO ADD A REMINDER PROPOSING VIRTUAL COLONOSCOPY OR COLON CAPSULE EXAMINATION TO IMPROVE PARTICIPATION TO COLORECTAL CANCER SCREENING IN PATIENTS WITH POSITIVE FECAL OCCULT BLOOD TEST WHO REFUSED COLONOSCOPY?

Mathieu Pioche, France; C. Ganne; R. Gincul; J. Marsot; A. De Leusse; L. Henry; M. Lapalus; C. Chambon-Augoyard; R. Malezieux; O. Scalone; J. Qiu; E. Del Tedesco; J.-C. Montoy; P.J. Valette; J. Kuntz-Huon; L. Vecchiato; S. Roux; J. Tomczyk-Ferrero; P. Soler Michel; T. Ponchon

P1255

ENDOSCOPIC TREATMENT OF GASTROINTESTINAL TRACT PERFORATIONS, ANASTOMOTIC LEAKAGES AND FISTULAS USING THE OVER-THE-SCOPE-CLIP SYSTEM (OVESCO): TWO-CENTRE EXPERIENCE

Inga Kildusiene, Lithuania; G. Radziunas;

P1256

COST-EFFECTIVENESS ANALYSIS OF COLONOSCOPY COLORECTAL CANCER SCREENING AMONG CYSTIC FIBROSIS PATIENTS

Andrea Gini, The Netherlands; S. Hempstead; A. Fink; S. Fischer; A. Zauber; I. Lansdorp-Vogelaar

P1257

MODIFIABLE FACTORS ASSOCIATED WITH PATIENT-REPORTED PAIN DURING AND AFTER SCREENING COLONOSCOPY

M. Bugajski; Paulina Wieszczy, Poland; M. F. Kaminski; G. Hoff; J. Regula

P1258

A REVIEW OF CURRENT PRACTICE IN FLEXIBLE SIGMOIDOSCOPY - CAN WE DO BETTER?

John Jacob, United Kingdom; J. Leeds

P1259

PREDICTED ADENOMA DETECTION RATE (ADR) AND COMPARISON TO ACTUAL PHYSICIANS' ADR

Elco C. Brand, USA; J. E. Crook; C. S. Thomas; P. D. Siersema; D. K. Rex; M. B. Wallace

P1260

FIRST CLINICAL EXPERIENCES OF A NOVEL ENDOSCOPIC OVER-THE-SCOPE CLIP SYSTEM

Marco Dinelli, Italy; B. Omazzi; P. Andreozzi; N. Zucchini; A. E. Redaelli; G. Manes

P1261

SPLIT VS SAME-DAY REGIMES FOR BOWEL PREPARATION BEFORE COLONOSCOPY: A META-ANALYSIS OF PUBLISHED STUDIES

Cristina Bucci, Italy; R. Marmo

P1262

CLASSIFICATION OF CELL NUCLEI MORPHOLOGY OF EC FINDINGS IN COLORECTAL ENDOCYTOSCOPY

Toyoki Kudo, Japan; S.-E. Kudo; Y. Mori; K. Wakamura; M. Misawa; K. Suzuki; K. Takeda; H. Nakamura; N. Toyoshima; T. Hayashi; A. Katagiri; H. Miyachi; F. Ishida

P1263

UNDERWATER EMR IS A SAFE AND A WELL-TOLERATED PROCEDURE: THE EXPERIENCE OF TWO UK CENTRES

Abdulkani Yusuf, United Kingdom; N. Suzuki; H. Htet; N. Gautam; S. Thomas-Gibson; S. Ishaq

P1264

RANDOMIZED TANDEM COLONOSCOPY OF NARROW BAND IMAGING (NBI) AND WHITE LIGHT ENDOSCOPY IN PATIENTS WITH SERRATED LESIONS

Fausto Riu Pons, Spain; M. Andreu; D. Naranjo; M. A. Álvarez-González; A. Seoane; J. M. Dedeu; L. Barranco; X. Bessa

P1265

SHOULD ALL SESSILE SERRATED ADENOMA/POLYPS BE TREATED?

Shinya Ishigooka, Japan; S.-I. Ozawa; Y. Matsuo; M. Yamashita; Y. Sato; H. Yamamoto; H. Yasuda; F. Itoh

P1266

EFFICACY AND SAFETY OF THE NOVEL 1L PEG AND ASCORBATE BOWEL PREPARATION NER1006 VERSUS SODIUM PICOSULFATE + MAGNESIUM CITRATE IN DAY BEFORE SPLIT-DOSING ADMINISTRATION: RESULTS FROM THE PHASE 3 STUDY DAYB

Stefan Schreiber, Germany; D. C. Baumgart; J. P. H. Drenth; R. S. Filip; L. B. Clayton; R. Ng Kwet Shing; C. Hassan

P1267

HIGH MENTAL WORKLOAD EXPERIENCED DURING COLONOSCOPY IS ASSOCIATED WITH POOR ENDOSCOPIC PERFORMANCE

Imdadur Rahman, United Kingdom; P. Boger; P. Patel

P1268

NARROW BAND IMAGING VERSUS WHITE LIGHT ENDOSCOPY IN THE CHARACTERIZATION OF RESIDUAL NEOPLASIA AFTER ENDOSCOPIC PIECEMEAL MUCOSAL RESECTION, A RANDOMIZED CONTROLLED TRIAL

Fausto Riu Pons, Spain; M. Andreu; J. Gimeno; M. A. Álvarez-González; A. Seoane; J. M. Dedeu; L. Barranco; X. Bessa

P1269

COLD SNARE POLYPECTOMY MAY REDUCE DELAYED POSTPOLYPECTOMY BLEEDING COMPARED WITH CONVENTIONAL HOT POLYPECTOMY: A PROPENSITY SCORE-MATCHING ANALYSIS

Manabu Fukuhara, Japan; T. Yamashina; T. Maruo; G. Tanke; S. Henmi; A. Sakamoto; M. Taki; Y. Ohara; S. Saito; N. Nishijima; Y. Sawai; A. Nasu; H. Komekado; A. Sekikawa; M. Asada; T. Tsumura; T. Kimura; Y. Osaki



P1270

COLORECTAL SURVEILLANCE PROGRAM IN PORTUGUESE FAMILIES WITH LYNCH SYNDROME: A SINGLE-CENTRE COHORT STUDY

Rita Vale Rodrigues, Portugal; I. Claro; J. Pereira Da Silva; P. Lage; S. Ferreira; I. Rosa; I. Francisco; B. Filipe; C. Albuquerque; P. Chaves; A. Dias Pereira

P1271

THE EFFICACY AND SAFETY OF ENDOSCOPIC MUCOSAL RESECTION WITH A CAP FOR RECTAL NEUROENDOCRINE TUMOR COMPARE TO ENDOSCOPIC SUBMUCOSAL DISSECTION

Kyoung Oh Kim, South Korea; S. H. Jeong; J.-W. Chung; Y. J. Kim; J. H. Cho; K. A. Kwon; D. K. Park

P1272

LEVELS OF DIFFICULTY OF COLORECTAL ENDOSCOPIC SUBMUCOSAL DISSECTION (ESD) IN THE WESTERN SETTING: STEPWISE EVALUATION OF PRE- AND INTRA-OPERATIVE VARIABLES

Federico Iacopini, Italy; Y. Saito; A. Bella; C. Grossi; W. Elisei; F. Montagnese; T. Gotoda; P. Rigato; G. Costamagna

P1273

ENDOSCOPIC MANAGEMENT OF LARGE RECTAL POLYPS

Hubertus Heinrich Nietsch, Germany

P1274

THE DISCREPANCY IN PATHOLOGY RESULTS BETWEEN ENDOSCOPIC FORCEPS BIOPSY AND RESECTED SPECIMEN OF COLORECTAL POLYP

Kyeong-Ok Kim, South Korea; D. E. Jeong; M. J. Hwang; B. I. Jang; T. N. Kim; C. H. Yang

P1275

OPTICAL DETECTION OF COLORECTAL RESIDUAL NEOPLASIA AFTER ENDOSCOPIC MUCOSAL RESECTION WITH HIGH-DEFINITION WHITE LIGHT OR NARROW-BAND IMAGING COLONOSCOPY WITH OR WITHOUT NEAR-FOCUS: A PROSPECTIVE STUDY

Eelco C. Brand, USA; P. Kandel; W. C. Chen; M. J. Bartel; R. L. Bingham; E. B. P. Bouras; V. Gomez; M. Raimondo; T. A. Woodward; M. B. Wallace

P1276

ACCURACY OF COLORECTAL POLYP SIZE ESTIMATION BY ENDOSCOPY

Alain Huerta Madrigal, Spain; A. Fernández Atucha; M. S. Argueta; S. Torres Burgos; A. Bernal Martinez; J. L. Cabriada Nuño

P1277

ANALYSIS OF COLONOSCOPY TO CONTINUOUS AMBULATORY PERITONEAL DIALYSIS (CAPD) PATIENTS

Satoshi Kawamura, Japan; N. Toda; S. Kurosaki; K. Funato; Y. Karasawa; S. Maeshima; K. Kojima; S. Furuse; T. Ohki; K. Saito; M. Seki; N. Mise; K. Tagawa

P1278

TRACTION ASSISTED COLORECTAL ENDOSCOPIC SUBMUCOSAL DISSECTION USING CLIP AND LINE: A FEASIBILITY STUDY

Yasushi Yamasaki, Japan; Y. Takeuchi; N. Uedo; T. Kanesaka; T. Akasaka; N. Hanaoka; K. Higashino; R. Ishihara; H. Iishi

P1279

SHOULD WE RECOMMEND A LIQUID DIET OR A LOW FIBER DIET THE DAY BEFORE A SCREENING COLONOSCOPY? NON-INFERIORITY RANDOMISED CLINICAL TRIAL

Marco Antonio Alvarez González, Spain; M. A. Pantaleón; D. Zaffalón; G. Casals; M. Bonilla; I. Ibañez; A. Fernández-Clotet; A. Raga; X. Bessa; J. Amorós; F. Riu Pons; J. M. Dedeu; L. Barranco; A. Seoane

P1280

ENDOSCOPIC SUBMUCOSAL DISSECTION (ESD): ADOPTION AND OUTCOME OF POCKET CREATION METHOD IN A TERTIARY CENTRE IN SINGAPORE

Weida Chew, Singapore; Y. Morita; H. Yamamoto; S. Tsao

P1281

LONG FOLLOW UP AFTER ENDOSCOPIC RESECTION OF COLORECTAL CARCINOMA WITH SUBMUCOSAL INVASION: RESULTS OF A MONOCENTRIC RETROSPECTIVE STUDY

Erwan Bories, France; F. Poizat; J. P. Ratone; C. Pesenti; F. Caillol; C. De Chaisemartin; B. Lelong; J. R. Delpero; M. Giovannini

P1282

WITHDRAWN

P1283

DETECTION OF THE DESMOPLASTIC REACTION USING ENDOCYTOSCOPY: A NOVEL DIAGNOSTIC MARKER OF SUBMUCOSAL OR DEEPER INVASIONS IN COLORECTAL CARCINOMA

Mayuko Watanabe, Japan; S.-E. Kudo; M. Misawa; K. Wakamura; Y. Sugihara; K. Ogura; K. Suzuki; K. Matsumoto; T. Fujii; T. Sakurai; Y. Kouyama; Y. Ogawa; S. Kataoka; K. Igarashi; K. Ichimasa; K. Takeda; S. Matsudaira; T. Ishigaki; S. Hayashi; Y. Mori; T. Kudo; N. Ogata; T. Hayashi; H. Miyachi; A. Katagiri; T. Baba; F. Ishida

Endoscopy, ERCP

P1284

 **APPROPRIATENESS OF ANTIBIOTIC PROPHYLAXIS AND NOVEL RISK FACTORS FOR POST ERCP BACTEREMIA - REAL LIFE EXPERIENCE OF A HIGH VOLUME CENTER**
Liat Mlynarsky, Israel; S. Matalon; ; A. Phillips; A. Melhem; M. Leshno; E. Santo

- P1285**
MINIMAL ENDOSCOPIC SPHINCTEROTOMY PLUS LARGE BALLOON DILATION FOR EXTRACTION OF LARGE STONES IN PATIENTS WITH PERI-AMPULLARY DIVERTICULA
Claudio Zulli, Italy; S. Tammaro; F. Fiocca; G. Geraci; C. Sciume; O. Labianca; G. Manes; P. Antypas; A. Maurano
- P1286**
A MULTI-CENTER RETROSPECTIVE STUDY ON THE CLINICAL VALUE OF TWO GENERATIONS OF A SINGLE-OPERATOR CHOLANGIOSCOPE: ANALYSIS OF 239 CONSECUTIVE APPLICATIONS
Werner Dolak, Austria; R. Schwarzer; U. Itzlinger-Monshi; P.-G. Peters; M. Gschwantler; J. Holzinger; U. Olynetz; D. Hubner; J. Weber-Eibel; M. Peck-Radosavljevic; B. Stadler; K. Jilek; P. Herbst; B. Hellmich; P. Rein; T. Pachofszky; A. Maieron; M. Schöniger-Hekele; B. Tribl; M. Trauner; A. Püspök; R. Schöfl
- P1287**
ENDOSCOPIC THERAPY FOR BILE LEAKS AFTER LIVER TRANSPLANTATION: AN ANALYSIS OF TWO HIGH-VOLUME TRANSPLANT CENTERS
Alejandro Fernandez-Simon, Spain; O. Sendino; R. Law; B. K. Abu Dayyeh; M. Leise; A. Mendez-Bocanegra; J. Colmenero; G. Crespo; J. Llach; M. Navasa; T. H. Baron; A. Cardenas
- P1288**
CAN ULTRASLIM UPPER ENDOSCOPE REPLACE FIVER-OPTIC CHOLEDOCHOSCOPE FOR PERCUTANEOUS TRAN-SHEPATIC CHOLANGIOSCOPY?: A FEASIBILITY STUDY
Hyeon Jeong Goong, South Korea; J. H. Moon; Y. N. Lee; H. J. Choi; M. H. Choi; T. H. Lee; S.-W. Cha; Y.D. Cho; S.-H. Park
- P1289**
ENDOSCOPIC RETROGRADE CHOLANGIOPANCREATOGRAPHY (ERCP) FOR THE ELDERLY AND EXTREMELY ELDERLY: DOES AGE REALLY MATTER?
Maria Ana Kopke Tulio, Portugal; L. Carvalho; S. Marques; J. Rodrigues; J. Carmo; B. Charrua; P. Barreiro; T. Bana E Costa; C. Chagas
- P1290**
EFFICACY OF ENDOSCOPIC GALLBLADDER STENTING IN ACUTE CHOLECYSTITIS
Yujiro Kawakami, Japan; K. Suzuki; Y. Hayashi; M. Akahonai; K. Fukuda; T. Yatsu; K. Yonezawa; T. Abe
- P1291**
THE USEFULNESS OF ARGON PLASMA COAGULATION ABLATION SUBSEQUENT TO ENDOSCOPIC SNARE PAPILECTOMY FOR AMPULLARY ADENOMA
Kwangwoo Nam, South Korea; T. J. Song; M. K. Cho; D. Oh; D. H. Park; S. S. Lee; D.-W. Seo; S. K. Lee; M.-H. Kim
- P1292**
ETOMIDATE WITH MEPERIDINE VS MIDAZOLAM WITH MEPERIDINE FOR SEDATION DURING ENDOSCOPIC RETROGRADE CHOLANGIO-PANCREATOGRAM (ERCP): A SINGLE CENTER, RANDOMIZED CONTROLLED, SINGLE BLINDED STUDY
Byung Hyo Cha, United Arab Emirates; Ras Al Khaimah
- P1293**
RISK FACTORS FOR THE RELAPSE OF POST-LIVING DONOR LIVER TRANSPLANTATION(LDLT) BILIARY STRICTURE AFTER ENDOSCOPIC TREATMENT
Ju-Il Yang, South Korea; J. K. Lee; K. H. Lee; K. T. Lee; J. K. Park
- P1294**
THE USEFULNESS OF DIRECT PERORAL CHOLANGIOSCOPY COMBINING WITH INTRADUCTAL ULTRASONOGRAPHY FOR THE EVALUATION OF INDETERMINATE BILE DUCT LESIONS
Hyun Jong Choi, South Korea; J. H. Moon; H. J. Goong; Y. N. Lee; H. K. Kim; M. H. Choi; T. H. Lee; S.-W. Cha; Y. D. Cho; S.-H. Park
- P1295**
RISK FACTORS AND PROPHYLAXIS OF POST ENDOSCOPIC RETROGRADE CHOLANGIOPANCREATOGRAPHY PANCREATITIS
David Perdigoto, Portugal; D. Gomes; N. Almeida; S. Mendes; E. Camacho; R. Mesquita; A. R. Alves; L. Elvas; S. Barreiro; S. Giestas; A. Fernandes; A. Oliveira; C. Sofia
- P1296**
SAFETY OF ENDOSCOPIC RETROGRADE CHOLANGIOPANCREATOGRAPHY FOR PATIENTS TAKING ANTI-THROMBOTIC AGENTS
Chika Nakashita, Japan; C. Nishioka; T. Kuwashiro; F. Koga; Y. Kawaguchi

Endosonography

P1297 

A PERSONALIZED TREATMENT OF GASTROINTESTINAL STROMAL TUMORS IS ENABLED BY ANALYZING ENDOSCOPIC ULTRASOUND-GUIDED BIOPSIES: A PROSPECTIVE, TEN-YEAR COHORT STUDY

Per Hedenström, Sweden; B. Nilsson; C. Andersson; A. Demir; F. Enlund; O. Nilsson; R. Sadik

P1298

EUS-GUIDED CYST-ENTEROSTOMY USING A SELF-EXPANDING METAL STENT IS A MORE COST-EFFECTIVE STRATEGY FOR THE TREATMENT OF PANCREATIC FLUID COLLECTIONS

Sana Kenshil, Canada; S. Sandha; C. Teshima; P. M. D'Souza; G. S. Sandha

P1299

AN INTERNATIONAL MULTICENTER STUDY COMPARING EUS-GUIDED PANCREATIC DUCT DRAINAGE WITH ENTEROSCOPY-ASSISTED ENDOSCOPIC RETROGRADE PANCREATOGRAPHY FOLLOWING WHIPPLE SURGERY

Yen-I Chen, USA; M. Levy; T. Moreels; G. Hajiyeva; U. Will; E. Artifon; K. Hara; M. Kitano; M. Topazian; B. K. Abu Dayyeh; A. Reichel; T. Vilela; S. Ngamruengphong; Y. Haito-Chavez; M. Bukhari; P. Okolo; V. Kumbhari; A. Ismail; M. Khashab

P1300

IMPACT OF THE FORMATION OF A REGIONAL EUS INTEREST GROUP AMONGST COMMUNITY HOSPITALS ON THE YIELD OF EUS GUIDED TISSUE ACQUISITION IN SUSPECTED PANCREATIC MALIGNANCY

Rutger Quispel, The Netherlands; L. Van Driel; P. Honkoop; M. Hadithi; C. Fitzpatrick; M.-P. Anten; I. Leeuwenburgh; G. Bezemer; B. Veldt; M. J. Bruno

P1301

CLINICAL ROLE OF FORWARD VIEWING ECHOENDOSCOPE FOR EUS-FNA, ESPECIALLY "SUCTION METHOD WITH CAP" FOR EUS-FNA OF SUBMUCOSAL TUMORS

Mitsuhiro Kida, Japan; T. Kaneko; H. Yamauchi; K. Okuwaki; T. Iwai; M. Watanabe; H. Imaizumi; W. Koizumi

P1302

EFFICIENCY OF STYLET CAPILLARY SUCTION AND STANDARD SUCTION TECHNIQUE OF ENDOSCOPIC ULTRASOUND-GUIDED FINE NEEDLE ASPIRATION (EUS-FNA) IN SOLID PANCREATIC CANCER

Zoltan Gabor Szepes, Hungary; R. Bor; B. Vasas; A. Fábán; A. Balint; K. Farkas; A. Milassin; M. Rutka; M. Szucs; L. Czakó; S. Hamar; L. Tiszlavicz; T. Molnar

P1303

CHOLEDOCHOLITHIASIS AND COMMON BILE DUCT ECTASIA: ALWAYS ASSOCIATED?

João Pinto, Portugal; R. Azevedo; H. Ribeiro; C. Leitão; A. Caldeira; E. Pereira; A. Banhudo

P1304

ENDOSCOPIC ULTRASOUND (EUS) GUIDED CYANOACRYLATE INJECTION FOR VARICEAL OBTURATION AS SECONDARY PROPHYLAXIS FOR PATIENTS AT HIGH RISK FOR RECURRENT GASTROESOPHAGEAL VARICEAL BLEEDING: A PILOT STUDY

Raymond Tang, Hong Kong; J. C. T. Wong; M. Kyaw; A. Y. B. Teoh; Y.-K. Tse; T. Lam; J. C. Y. Wu; H. L. Y. Chan; J. Y. W. Lau

P1305

ENDOSCOPIC ULTRASOUND-GUIDED BILIARY DRAINAGE BY HEPATICOGASTROSTOMY FOR MALIGNANT HILAR BILIARY OBSTRUCTION IS A HELPFUL FEASIBLE PALLIATIVE TREATMENT IN DAILY PRACTICE

Frederick Moryoussef, France; A. Sportes; S. Leblanc; J.-B. Bachet; S. Chaussade; F. Prat

P1306

PROSPECTIVE STUDY FOR COMPARISON OF ENDOSCOPIC ULTRASOUND-GUIDED TISSUE ACQUISITION USING 25- AND 22-GAUGE CORE BIOPSY NEEDLES IN SOLID PANCREATIC MASSES

Se Woo Park, South Korea

Capsule endoscopy

P1307

A RANDOMIZED CONTROLLED TRIAL COMPARING EARLY DEPLOYMENT OF A VIDEO CAPSULE VERSUS CONVENTIONAL WORK-UP OF NON-HEMATEMESIS GASTROINTESTINAL BLEEDING: INTERIM ANALYSES

N. Marya; S. Jawaid; A. Foley; K. Patel; S. Han; A. Rupawala; D. Kaufman; C. Marshall; K. Bhattacharya; J. Tennyson; David Cave, USA

P1308

VALIDATION OF SPICE, A METHOD OF DIFFERENTIATING SMALL BOWEL SUBMUCOSAL LESIONS FROM INNOCENT BULGES ON CAPSULE ENDOSCOPY

Jaime Rodrigues, Portugal; R. Pinho; A. Rodrigues; J. Silva; A. Ponte; M. Sousa; J. Carvalho

P1309

DEVELOPMENT OF A COMPUTED CLEANSING SCORE TO ASSESS THE QUALITY OF BOWEL PREPARATION IN COLON CAPSULE ENDOSCOPY

A. Becq; A. Histace; M. Camus; I. Nion Larmurier; E. Abou Ali; O. Romain; U. Chaput; P. Marteau; C. Florent; Xavier Dray, France

P1310

THERAPEUTIC IMPACT OF COLON CAPSULE AS A PAN-ENTEROSCOPIC TEST

Cristina Carretero, Spain; C. Prieto De Frias; F. Zozaya; C. Mateo; M. Muñoz Navas

P1311

DEVELOPMENT AND VALIDATION OF A HIGHLY SENSITIVE AND HIGHLY SPECIFIC COMPUTED ASSESSMENT OF CLEANSING SCORE FOR SMALL BOWEL CAPSULE ENDOSCOPY

Einas Abou Ali, France; A. Histace; M. Camus; R. Gerometta; A. Becq; I. Nion Larmurier; U. Chaput; P. Marteau; O. Romain; C. Florent; X. Dray

P1312

CLINICAL UTILITY OF THE PATENCY CAPSULE

Armando Peixoto, Portugal; M. Silva; R. Coelho; R. Gaspar; R. Liberal; R. Castro; A. Albuquerque; M. Marques; H. Cardoso; G. Macedo

P1313

SMALL BOWEL MALIGNANCY IN PATIENTS UNDERGOING CAPSULE ENDOSCOPY IN A TERTIARY CARE ACADEMIC INSTITUTION

C. Johnston; Diana Yung, United Kingdom; A. Koulaouzidis; J. N. Plevis



Enteral dilatation and stenting (oesophagus, stomach, duodenum, colon)P1314 **A COMPARATIVE STUDY OF FOUR MATERIALS FOR THE DEVELOPMENT OF NOVEL DUODENAL-JEJUNAL BYPASS LINER**J. M. Lee; [Hoon Jai Chun](#), South Korea; S. Y. Lee; B. K. Choi; I. K. Yoo; S. H. Kim; H. S. Choi; E. S. Kim; B. Keum; H. S. Lee; C. D. KimP1315 **EUS-GUIDED ENTERO-ANASTOMOSIS WITH LUMEN APPOSING METAL STENT: PRELIMINARY ASSESSMENT OF INDICATIONS, EFFECTIVENESS AND SAFETY**R. Sanchez-Ocana; [Irene Peñas-Herrero](#), Spain; P. Gil-Simon; C. De La Serna Higuera; M. Pérez-Miranda

P1316

SURVEILLANCE IN ESOPHAGEAL ATRESIA PATIENTS: ENDOSCOPY SHOULD BE A ROUTINE IN POST OPERATIVE?[Paula Peruzzi Elia](#), Brazil; A. Freire; D. Oliveira; A. Silveira; I. Abreu; P. Boechat

P1317

RADIOACTIVE STENT FOR ESOPHAGUS CARCINOMAA. Herskovic; M. J. Rivard; P. J. Hoopes; R. Rothstein; K. L. Moodie; Z. Hussain; L. Swanson; R. R. Strawbridge; J. K. Saunders; K. Corcoran; A. Townsend; J. Hingston; [Claude Clerc](#), USA

P1318

ENDOSCOPIC TREATMENT OF POST-LAPAROSCOPIC SLEEVE GASTRECTOMY LEAKS WITH A SPECIFICALLY DESIGNED METAL STENTV. Bove; [Andrea Tringali](#), Italy; R. Landi; V. Perri; I. Boskoski; P. Familiari; F. Barbaro; G. Costamagna

P1319

ULTRA-LONG BENIGN ESOPHAGEAL STRICTURES HAVE POOR OUTCOMEM. Pang; M. J. Bartel; C. R. Simons Linares; E. C. Brand; M. Raimondo; M. Wallace; [Timothy A. Woodward](#), USA

P1320

OUTCOMES OF SELF-EXPANDABLE METAL STENTS IN THE PALLIATIVE TREATMENT OF GASTRODUODENAL OBSTRUCTION: A SINGLE-CENTRE EXPERIENCE[Joana Carvalho E. Branco](#), Portugal; L. C. C. Lourenço; V. Anapaz; A. Oliveira; R. Carvalho; D. Horta; J. Reis

P1321

FEATURES OF ESOPHAGEAL STENTING USING ULTRA-THIN ENDOSCOPE[Denis Gusev](#), Russia

P1322

USE OF TEMPORARY SELF-EXPANDABLE METALLIC STENT PLACEMENT IN POST-GASTRECTOMY COMPLICATION[Hyun-jin Oh](#), South Korea; C.-H. Lim

P1323

ENDOSCOPIC MANAGEMENT OF COMPLICATIONS OF SELF-EXPANDABLE METAL STENTS FOR TREATMENT OF MALIGNANT ESOPHAGEAL STENOSIS AND TRACHEO-ESOPHAGEAL FISTULA[Renáta Bor](#), Hungary; A. Fábíán; A. Balint; K. Farkas; M. Szucs; A. Milassin; L. Czakó; M. Rutka; T. Molnar; Z. Szepes

P1324

PREDICTORS OF COMPLICATIONS AND MORTALITY IN SELF-EXPANDING METAL STENTS FOR PALLIATION OF MALIGNANT COLONIC OBSTRUCTION[Mafalda Sousa](#), Portugal; R. Pinho; L. Proença; J. Silva; A. Ponte; J. P. Rodrigues; J. Carvalho

P1325

ENDOSCOPIC GASTRODUODENAL SELF-EXPANDABLE METAL STENT PLACEMENT: REVIEW OF OUTCOME IN A LARGE ACUTE UK HOSPITALT. Riley; [Thomas Hollingworth](#), United Kingdom; R. Ellis; A. Fowell; P. Goggin**Small bowel / Colorectal and anal****Poster Session**

09:00 - 17:00

Hall X4

Surgery III

P1326

WHAT IS THE EXPERIENCE OF UK GENERAL SURGERY TRAINEES IN RELATION TO HAEMORRHOIDECTOMY: OPERATIVE NUMBERS, PROCEDURE-BASED ASSESSMENTS AND THE ASSOCIATION BETWEEN THESE?[Elizabeth Elsey](#), United Kingdom; G. Griffiths; J. West; D. Humes

P1327

NOMOGRAM PREDICTS STOMA REVERSAL RATE AFTER LOW ANTERIOR RESECTION WITH COVERING ILEOSTOMY[Shinya Abe](#), Japan; K. Kawai; S. Ishihara; K. Sasaki; K. Murono; K. Yasuda; K. Otani; T. Nishikawa; T. Tanaka; T. Kiyomatsu; K. Hata; H. Nozawa; T. Watanabe

P1328

METASTATIC SMALL BOWEL ADENOCARCINOMA: SERIES OF 34 RESECTIONS[Pierre Rompteaux](#), France; J. Gagnière; J.-M. Gornet; R. Coriat; I. Baumgaertner; T. Lecomte; P. Afchain; J.-B. Bachet; N. Bonichon-Lamichhane; O. Bouché; J.-L. Faucheron; J. Forestier; M. Kanaan; C. Lecaille; J. L. Legoux; S. Manfredi; C. Sarda; E. Terrebbonne; D. Tougeron; A.-L. Villing; A. Zaanen; R. Benamouzig; T. Aparicio

P1329

SURGICAL TREATMENT OF ENTEROVESICAL FISTULA - DOES SUTURING URINARY BLADDER MATTER?Marcin Włodarczyk, Poland; A. Sobolewska-Włodarczyk; L. Dziki; A. Dziki

P1330

NEW SURGICAL APPROACH IN PREVENTION OF ANASTOMOTIC LEAKS IN PATIENTS WITH COLON OBSTRUCTIONStepan Grytenko, Ukraine

P1331

DISEASE FREE SURVIVAL IN THE YOUNG PATIENTS WITH COLORECTAL CANCER: A POSSIBLE ROLE FOR IMMUNESURVEILLANCE?Alain Fiorot, Italy; A. Pozza; C. Ruffolo; M. Scarpa; M. Massani; E. Caratozzolo; L. Bonariol; F. Calia Di Pinto; C. Castoro; N. Bassi**Laparoscopic techniques**

P1332

FEASIBILITY AND SAFETY OF LAPAROSCOPIC AND ENDOSCOPIC COOPERATIVE SURGERY FOR GASTRIC SUBMUCOSAL TUMORSKazhiro Matsumoto, Japan

P1333

LAPAROSCOPY ENDOSCOPY COOPERATIVE SURGERY (LECS) PROCEDURE TO BREAKTHROUGH THE LIMITATION OF ESD AND EMR FOR COLORECTAL TUMORSYoshiro Tamegai, Japan; Y. Fukunaga; H. Osumi; T. Kishihara; A. Chino; S. Saito; M. Igarashi

P1334

LAPAROSCOPIC NO-TOUCH PANCREATODUODENECTOMYLiudmyla Pererva, Ukraine; V. Kopchak; K. Kopchak; I. Khomiak; A. Duvalko; S. Andronik; I. Skrynychuk

P1335

WITHDRAWN

P1336

WITHDRAWN

Basic / pathogenesis / pathology**Poster Session**

09:00 - 14:00

Hall X5

IBD III

P1337

TWO NEW GENETIC MOUSE MODELS FOR ULCERATIVE COLITIS BASED ON LATERAL TIGHT JUNCTION DISRUPTIONWolfgang Stremmel, Germany; S. Staffer; M. J. Schneider; H. Gan-Schreier; A. Wannhoff; N. C. Stuhmann; A. Gauss; H. Wolburg; A. Swidsinski; T. Effert

P1338

ROLE OF SLC26A3 (DRA) ION TRANSPORTER IN ENHANCING INTESTINAL EPITHELIAL BARRIER IN COLITISM. Li; D. Tian; X. Ding; Yu Qin, China

P1339

CLINICAL CHARACTERISTICS OF INFLAMMATORY BOWEL DISEASE DIAGNOSED BEFORE OR AFTER OF PRIMARY SCLEROSING CHOLANGITIS (PSC): EFFECT ON PSC OUTCOMEAlec Hellström, Finland; M. A. Färkkilä

P1340

ENDOSCOPIC INJECTION OF MESENCHYMAL STROMAL CELLS INTO THE BOWEL WALL ATTENUATES EXPERIMENTAL COLITISMarieke Barnhoorn, The Netherlands; E. S. M. De Jonge-Muller; M. A. C. Mierement-Ooms; D. Van Der Helm; M. L. Van Gulijk; J. D. Hoogenboom; I. Molendijk; A. E. Van Der Meulen-De Jong; L. J. A. C. Hawinkels; H. W. Verspaget

P1341

A SCFA-RECEPTOR AGONIST SUPPLEMENTATION AS A NEW STRATEGY TO PROTECT AGAINST INTESTINAL INFLAMMATION IN MICEAllison Agus, France; J. Denizot; G. Sevrin; J. Thévenot; S. Massier; P. Sauvanet; P. Hofman; R. Bonnet; E. Billard; N. Barnich

P1342

BIOLOGIC FUNCTIONS BETWEEN NON-AFFECTED AND AFFECTED MARGINS OF ILEUM SAMPLES FROM CROHN'S DISEASE PATIENTS WHO WILL DEVELOP POST-SURGICAL RECURRENCEArce Garcia-Jaraquemada, Spain; V. Loren; A. Aterido; F. Kamberovic; A. Julià; Y. Zabana; A. Alonso; M. Mañosa Ciria; S. Marsal; E. Domènech; E. Cabré; J. Manyé

P1343

THE GUT MICROBIOTA PROFILE AND HOST ANTI-MICROBIAL RESPONSE AT ONSET OF ULCERATIVE COLITIS IS ASSOCIATED WITH DISEASE COURSEM. K. Magnusson; H. Strid; M. Simrén; Lena Öhman, Sweden

P1344

THE ROLE FOR T CELLS IN THE PATHOGENESIS OF CROHN'S DISEASE-ASSOCIATED FISTULAERamona Bruckner, Switzerland; M. R. Spalinger; S. Lang; G. Rogler; M. Scharl

P1345

CAN TISSUE AND PERIPHERAL EOSINOPHILIA BE USED AS PREDICTORS FOR DISEASE OUTCOME IN CHILDREN WITH ULCERATIVE COLITIS?S. Morgenstern; E. Brook; F. Rinawi; R. Shamir; Amit Assa, Israel

P1346

IL-33/ST2 AXIS SUSTAINS GUT MUCOSAL WOUND HEALING AND CANCEROGENESIS IN COLITIS-ASSOCIATED COLORECTAL CANCERLoris Riccardo Lopetuso, Italy; C. De Salvo; L. Di Martino; W. Goodman; F. Scaldaferrri; A. Gasbarrini; T. T. Pizarro

P1347

CEACAM1 REGULATION OF BCR SIGNALING IN THE ACTIVATED B CELLSAkinori Hosoya, Japan; T. Nagaishi; A. Tokai; T. Watabe; N. Jose; Y. Kojima; M. Yamazaki; R. S. Blumberg; M. Watanabe

P1348

METABONOMICS REVEALS DISTINCT SERUM METABOLIC CHANGES DURING INFLIXIMAB THERAPY OF INFLAMMATORY BOWEL DISEASEJacob Wiium Bjerrum, Denmark; C. Steenholdt; M. Ainsworth; O. H. Nielsen; M. Reed; K. Atkins; U. Günther; F. Hao; Y. Wang

P1349

IDENTIFICATION OF A TRANSCRIPTIONAL SIGNATURE ASSOCIATED WITH POST-OPERATIVE RECURRENCE IN CROHN'S DISEASE: A STUDY FROM THE REMIND GROUPMarjolaine Ngollo, France; C. Auzolle; V. Chardiny; C. Stefanescu; S. Nancey; N. Barnich; P. Desreumaux; J.-M. Gornet; P. Marteau; P. Hofman; P. Seksik; L. Le Bourhis; M. Allez

P1350

ANTI TNFA THERAPY MODULATES THE INTESTINAL MICROBIOTA ACROSS CHRONIC INFLAMMATORY DISEASEKonrad Aden, Germany; A. Rehmann; W.-H. Pang; J. Bethge; S. Nikolaus; R. Zeuner; J. O. Schroeder; S. Schreiber; P. Rosenstiel

P1351

GAMMADelta T CELL DEFICIENCY IN THE PERIPHERAL BLOOD OF PATIENTS WITH CROHN'S DISEASE: RELATIONSHIP WITH CLINICAL AND ENDOSCOPICAL ACTIVITYIgnacio Catalan-Serra, Norway; C. Garcia-Ballesteros; R. Gil-Borrás; V. Amigó-García; C. Benet; F. Ballester; J. C. Andreu-Ballester

P1352

INTESTINAL TOTAL BACTERIA CONCENTRATION AND TRANSLOCATION OF BACTERIA AT THE INFLAMMATORY BOWEL DISEASES. Vrakas; M. Gazouli; K. Mountzouris; G. Michalopoulos; G. Karamanolis; G. V. Papatheodoridis; Charalampos Tzathas, Greece

P1353

ANALYSIS OF MACRONUTRIENTS INTAKES IN INFLAMMATORY BOWEL DISEASE: CORRELATION WITH DISEASE ACTIVITYM. Principi; Giuseppe Losurdo, Italy; V. Deflorio; N. Rinaldo; A. Iannone; M. Barone; E. G. Ierardi; A. Di Leo

P1354

IN DEPTH RESEARCH ON AIEC STRAINS RECOVERED FROM CROHN'S DISEASE PATIENTS AND THEIR HEALTHY RELATIVES: A RISK FOR INTRAFAMILIAL TRANSMISSION?O. Rahmouni; A. Sivignon; C. Vignal; C. Gower Rousseau; C. Flahaut; J.-L. Desseyn; N. Barnich; Jean-Frederic Colombel, USA; B. Pot; P. Desreumaux; C. Neut

P1355

IMPROVEMENT OF HEALTH-RELATED QUALITY OF LIFE IN PATIENTS WITH CHRONIC INFLAMMATORY BOWEL DISEASE AFTER 4 WEEKS OF ADDITIVE TREATMENT WITH MENTHACARIN - A RANDOMIZED, PLACEBO-CONTROLLED TRIALMatthias Engel, Germany; B. Stracke

P1356

PROPHYLACTIC AND CURATIVE POTENTIAL OF THE HERBAL PREPARATION STW 5 IN AN EXPERIMENTAL MODEL OF CROHN'S DISEASEMohamed T. Khayyal, Egypt; W. Wadie; D. Abdallah; M. J. Schneider; T. Efferth; O. Kelber; H. Abdel-Aziz**Aetiology / epidemiology**

P1357

WITHDRAWN

P1358

ENVIRONMENTAL FACTORS AND TRENDS IN IBDStefania Chetcuti Zammit, Malta; A. Brincat; G. Laferla; J. Burisch; P. Ellul

P1359

IBD-RELATED MALIGNANCIES AND MORTALITIES OBSERVED IN 2015-2016. FIRST RESULTS FROM THE PROSPECTIVE NATIONWIDE HUNGARIAN REGISTRYTamas Molnar, Hungary; M. Rutka; F. Nagy; P. Fitz; L. Lakatos; P. Miheller; T. Szamosi; A. Vincze; J. Banai; Á. Kovács; J. Novák; A. Salamon; A. Z. Szepes; N. Szigeti; M. Juhász; K. Müllner; Z. Barta; O. Kadenczki; T. Kristof; A. Balint; R. Bor; A. Milassin; Z. G. Szepes; K. Farkas

P1360

CROHN'S DISEASE BEHAVIOR AND LOCATION IS ALTERED WHEN ASSOCIATED WITH PRIMARY SCLEROSING CHOLANGITISO. Iny; H. Yanai; S. Matalon; E. Santo; O. Shibolet; I. Dotan; Nitsan Maharshak, Israel

P1361

THE BODY MASS INDEX DOES NOT INFLUENCE SUCCESS OF ANTI-TNFA THERAPY: RETROSPECTIVE SINGLE CENTER ANALYSIS OF 894 IBD PATIENTSMarkus Brückner, Germany; L. Deckers; T. Nowacki; M. Eveslage; P. Tepaspe; F. Cordes; F. Gohar; K. Hengst; F. Lenze; D. Bettenworth

P1362

EFFECT OF INFLUENZA VACCINATION ON THE ACTIVITY OF INFLAMMATORY BOWEL DISEASE

Mariann Rutka, Hungary; K. Farkas; F. Nagy; M. Szucs; R. Bor; A. Fabian; A. Milassin; A. Balint; Z. G. Szepes; T. Molnar

P1363

SATISFACTION WITH LIFE AND COPING IN CROHN'S DISEASE: A GENDER PERSPECTIVE

O. Sarid; V. Slonim-Nevo; M. Friger; R. Sergienko; A. Pereg; D. Schwartz; D. Greenberg; E. Chernin; H. Vardi; Shmuel Odes, Israel

Diagnosis and monitoringP1364 **PREGNANCY DOES NOT AFFECT FAECAL CALPROTECTIN CONCENTRATION IN HEALTHY PREGNANT WOMEN**

Anita Balint, Hungary; A. Berényi; K. Farkas; É. Pallagi Kunstár; Á. Altorjay; A. Csonka; M. Krizsán; M. Szucs; A. Pál; R. Bor; A. Milassin; Á. Szulcsán; M. Rutka; Z. Szepes; T. Molnar

P1365 **CLINICAL PREDICTORS OF INTESTINAL BOWEL DAMAGE AND DAMAGE PROGRESSION ASSESSED BY THE LÉMANN INDEX IN PATIENTS WITH CROHN'S DISEASE.**

M. Pedaci; Gian Eugenio Tontini, Italy; L. Pescatori; S. Vavassori; L. Spina; L. Pastorelli; M. L. Annunziata; F. Cavallaro; E. Filippi; F. Ambrogio; L. M. Sconfienza; M. Vecchi

P1366 **A PILOT STUDY ASSESSING AGREEMENT AMONG NURSE AND GASTROENTEROLOGIST IN COMPUTING IBD-CLINICAL SCORES**

F. Mocchiari; Roberto Di Mitri, Italy; D. Scimeca; G. M. Pecoraro; F. Bossa; G. Russo; G. Martino; D. Varvara; V. Costanza; A. Profita; C. Orlando; G. Profeta; F. Tinè

P1367

SYSTEMATIC REVIEW WITH META-ANALYSIS: THE EFFECT OF TOBACCO SMOKING ON THE NATURAL HISTORY OF ULCERATIVE COLITIS

N. To; A. C. Ford; David John Gracie, United Kingdom

P1368 **USEFULNESS OF CONSECUTIVE FECAL CALPROTECTIN MEASUREMENTS TO PREDICT RELAPSE IN INFLAMMATORY BOWEL DISEASE PATIENTS UNDER MAINTENANCE TREATMENT WITH ANTI-TNF DRUGS**

Rocio Ferreiro Iglesias, Spain; M. Barreiro-De Acosta; A. Lorenzo-González; J. E. Domínguez-Muñoz

P1369

DEVELOPMENT AND VALIDATION OF A DEVICE FOR RAPID MONITORING OF ADALIMUMAB IN SERUM OF INFLAMMATORY BOWEL DISEASE PATIENTS

Sumin Bian, Belgium; J. Lu; F. Delpoort; D. Spasic; S. Vermeire; J. Lammertyn; A. Gils

P1370

PHENOTYPE CORRELATION IN INFLAMMATORY BOWEL DISEASE (IBD) COMPARED TO SEROLOGIC ANTIBODY ACTIVITY AT DIAGNOSIS AND AFTER TREATMENT

Trond Espen Detlie, Norway; M. S. Cvancarova; P. Ricanek; S. Brackmann; A. Rydning; M. H. Vatn; J. Jahnsen

P1371

ACQUIRED VON WILLEBRAND SYNDROME IN PATIENTS WITH INFLAMMATORY BOWEL DISEASE

D. Owczarek; Dorota Cibor, Poland; K. Salapa; T. Rodacki; R. Domagala-Rodacka; T. Mach

P1372

7-ALPHA-CHOLESTENONE AND FAECAL CALPROTECTIN IN PATIENTS WITH COLLAGENOUS COLITIS

R. Trimble; Diana Yung, United Kingdom; A. Koulaouzidis

P1373

BIOLOGICAL THERAPY IS ABLE TO HALT CROHN'S DISEASE PROGRESSION: A PROSPECTIVE, LONG TERM STUDY USING THE LÉMANN INDEX

Giorgia Bodini, Italy; G. Pellegatta; E. Giannini; V. Savarino; C. De Maria; I. Baldissarro; E. Savarino

P1374

DETECTION OF ANTI-INFLIXIMAB ANTIBODIES IS IMPACTED BY ANTIBODY TITER, INFLIXIMAB LEVEL AND IGG4 ANTIBODIES: A SYSTEMATIC COMPARISON OF THREE DIFFERENT ASSAYS

Joana Afonso, Portugal; S. Lopes; R. Gonçalves; P. Caldeira; P. Lago; H. Tavares; J. Ramos; A. R. Gonçalves; P. Ministro; I. Rosa; A. Vieira; F. Ferreira; Y. Chowders; S. Ben-Horin; F. Magro

P1375

UTILITY OF EMERGENCY DEPARTMENT CT SCANS IN PATIENTS WITH ULCERATIVE COLITIS

Dion Booras, USA; M. Chiorean; D. La Selva

P1376

A CHANGE IN ΔMCV PREDICTS MUCOSAL HEALING IN PATIENTS WITH CROHN'S DISEASE UNDER COMBINATION THERAPY

Sonia Bernardo, Portugal; S. R. R. Fernandes; L. A. Correia; J. Velosa

P1377

SERUM NEUTROPHIL GELATINASE-ASSOCIATED LIPOCALIN IN INFLAMMATORY BOWEL DISEASE: A NEW ACTIVITY MARKER

M. Rivero; Maria Jose Garcia, Spain; M. T. Garcia-Unzueta; P. Ruiz; S. Alvarez; A. Cimadevilla; B. Castro; J. Crespo



- P1378
BOWEL DAMAGE IN CROHN'S DISEASE: DIRECT COMPARISON OF ULTRASONOGRAPHY- AND MAGNETIC RESONANCE-BASED LEMANN INDEX
Nicola Imperatore, Italy; F. Castiglione; A. Testa; P. P. Mainenti; G. D. De Palma; M. Rea; O. M. Nardone; G. Luglio; P. Gervetti; A. Rispo
- P1379
PATIENT-NEAR INFLIXIMAB TROUGH-LEVEL TESTING BY A NOVEL QUANTITATIVE RAPID TEST: THE QUANTUM BLUE INFLIXIMAB ASSAY
I. Lindsjø; G. H. Malmstrøm; Arne Røseth, Norway
- P1380
HOME MONITORING OF DISEASE ACTIVITY AND FECAL CALPROCTIN IN ADULT PATIENTS WITH INFLAMMATORY BOWEL DISEASE
Dorit Ankersen, Denmark; D. Marker; J. Burisch; P. Munkholm
- P1381
ENDOSCOPY WITH LINKED COLOR IMAGING AND NARROW BAND IMAGING EFFICIENCY FOR EVALUATION OF MUCOSAL HEALING IN PATIENTS WITH QUIESCENT ULCERATIVE COLITIS
Maiko Hanada, Japan; S. Watanabe; S. Tomokiyo; R. Otani; T. Namba; S. Saeki; M. Higashiyama; T. Hiramoto; Y. Hiraga; M. Sumioka
- P1382
PATENCY CAPSULE RETENTION IN IBD. IS IT ALWAYS DUE TO STRICTURES?
Martina Muscat, Malta; J. Gauci; P. Ellul
- P1383
UTILITY OF C-REACTIVE PROTEIN (CRP) IN PREDICTING COMPLICATED DISEASE COURSE IN CROHN'S DISEASE
Ian Reilly, United Kingdom; Y. Prasad; S. Subramanian
- P1384
RISK FACTORS FOR A DIAGNOSTIC DELAY IN IBD
A. Degen; C. Buening; B. Siegmund; M. Prager; J. Maul; J. C. Preiss; B. Wiedenmann; A. Sturm; Anja Schirbel, Germany
- P1385
RELATIONSHIP BETWEEN SERUM INFLIXIMAB TROUGH LEVELS AND LABORATORY PARAMETERS IN PATIENTS WITH INFLAMMATORY BOWEL DISEASES
Anna Fabian, Hungary; K. Farkas; D. Kanaaneh; A. Balint; R. Bor; M. Rutka; A. Milassin; T. Ferenci; F. Nagy; Z. G. Szepes; T. Molnar
- P1386
ANAEMIA IN CROHN'S DISEASE - SHOULD WE ASSESS MUCOSAL HEALING IN PATIENTS IN CLINICAL REMISSION?
Rita Vale Rodrigues, Portugal; J. Pereira Da Silva; I. Rosa; M. Serrano; A. Dias Pereira
- P1387
RED FLAGS INDEX: VALIDATION AND CLINICAL UTILITY
Joana Silva, Portugal; C. Fernandes; A. Ponte; J. Rodrigues; M. Sousa; J. Carvalho
- P1388
SOLUBLE TRANSFERRIN RECEPTOR IN DIAGNOSIS OF IRON DEFICIENCY ANEMIA IN PATIENTS WITH INFLAMMATORY BOWEL DISEASE
Milica Stojkovic Lalosevic, Serbia; S. Stankovic; L. Martinovic; M. Vojnovic; D. Kojic; S. Boskovic; M. Stojkovic
- P1389
UPPER ENDOSCOPY IN INFLAMMATORY BOWEL DISEASES (IBD): WHAT CONTRIBUTION?
Fadoua Er-Rabie, Morocco; W. Khannoussi; S. E. Elmahjoubi; A. Elmekkaoui; Z. Ismaili; G. Kharrase
- P1390
SCREENING FOR DYSPLASIA AND COLORECTAL CANCER IN ULCERATIVE COLITIS: AN ALGERIAN STUDY
Houria Saoula, Algeria; A. Boutaleb; M. Aissaoui; H. Mahiou; A. Salah; D. Hamidouche; R. Osmane; A. Mitiche; L. Malaoui; L. Gamar; K. Belhocine; Y. Zmiri; L. Kecili; N. Ali Arous; N. Bounab; K. Saidani; A. Bousselob; A. E. M. Balamane; H. Asselah; F. Asselah; S. Berkane; Y. Aissat; T. Boucekkine; Z. Amir; M. Nakmouche
- P1391
NATURAL HISTORY OF NON SEVERE ULCERATIVE COLITIS AT DIAGNOSIS
Wafa Dahmani, Tunisia; W. Ben Mansour; M. H. Loghmani; A. Guedich; L. Safer
- P1392
EVALUATION OF PATIENTS WITH QUIESCENT CROHN'S DISEASE BASED ON CAPSULE ENDOSCOPY CROHN'S DISEASE ACTIVITY INDEX (CECDI)
Teppei Omori, Japan; H. Kanbayashi; M. Shun; H. Kashiwagi; T. Hara; T. Kuriyama; A. Ito; M. Yonezawa; B. Iizuka; K. Tokushige

Treatment-medical

- P1393 
CLINICAL EFFICACY OF THE TOLL LIKE RECEPTOR-9 AGONIST COBITOLIMOD IN ANTI-TNF-ANTIBODY TREATED AND NAIVE PATIENTS WITH MODERATE TO SEVERE ACTIVE ULCERATIVE COLITIS
Raja Atreya, Germany; W. Reinisch; L. Peyrin-Biroulet; F. Scaldaferrri; C. Admyre; T. Knittel; J. Kowalski; C. J. Hawkey

P1394 **COST-UTILITY OF BIOSIMILAR INFlixIMAB FOR THE TREATMENT OF FISTULISING CROHN'S DISEASE IN NINE EUROPEAN COUNTRIES**

Petra Baji, Hungary; M. Pentek; V. Brodzsky; L. Gulacsi; F. Rencz; P. A. Golovics; K. B. Gecse; Z. Vegh; S. Danese; P. Irving; P. L. Lakato

P1395 **BODY COMPOSITION PROFILE: A PREDICTOR OF THERAPEUTIC OUTCOME IN PATIENTS WITH MODERATE TO SEVERE CROHN'S DISEASE**

Nik Sheng Ding, United Kingdom; G. Malitezis; P. F. C. Lung; W. M. Yip; L. Penez; T. Ganeshanathan; S. M. Gabe; I. Jenkins; A. L. Hart

P1396 **PLACENTAL MADCAM1 EXPRESSION - POTENTIAL CONSEQUENCES FOR THE TREATMENT WITH VEDOLIZUMAB DURING PREGNANCY**

Zuzana Zelinkova, Slovakia; K. Berakova; D. Podmanicky; B. Kadleckova

P1397

NOVEL BUDESONIDE SUPPOSITORIES VERSUS GOLD STANDARD MESALAZINE SUPPOSITORIES FOR ACTIVE PROCTITIS. A PROSPECTIVE, DOUBLE BLIND, RANDOMISED TRIAL

Wolfgang Kruis, Germany; V. Neshta; M. Pesegova; O. Alekseeva; P. Andreev; O. Datsenko; O. Levchenko; S. R. Abdulkhakov; Y. Lozynskyy; Y. Mostovoy; K. Soloviev; A. Dorofeyev; R. Mohrbacher; R. Greinwald; B. Siegmund

P1398

VSL#3 IS NO LONGER VSL#3 IN CONTINENTAL EUROPE: WARNING FOR DOCTORS AND PATIENTS

Claudio De Simone, Italy

P1399

CALPROTECTIN IS LESS ACCURATE THAN MAYO ENDOSCOPY SCORE TO MONITOR CONTINUOUS CLINICAL RESPONSE IN PATIENTS WITH MODERATE TO SEVERE ULCERATIVE COLITIS

W. Reinisch; J.-F. Colombel; A. Khalifa; R. Yao; S. Huyck; G. Philip; Freddy Cornillie, Switzerland

P1400

THE COMBINED CELL AND ANTICYTOKINE THERAPY PROMOTES DEEP REMISSION OF CROHN'S DISEASE

O. Knyazev; Nina Fadeeva, Russia; A. Parfenov; S. Khomeriki; K. Noskova

P1401

EFFICACY, SAFETY AND LONG-TERM OUTCOME OF ENDOSCOPIC DILATION THERAPY FOR STRICTURING CROHN'S DISEASE OF THE UPPER GASTROINTESTINAL TRACT - A COMBINED ANALYSIS OF 127 ENDOSCOPIC BALLOON DILATION PROCEDURES

Dominik Bettenworth, Germany; M. M. Mücke; A. Singh; R. Lopez; F. Rieder

P1402

SCREENING FAILURE RATES IN A LARGE CLINICAL TRIAL CENTRE FOR INFLAMMATORY BOWEL DISEASES: INCIDENCE, CAUSES AND CONSEQUENCES

Liese Gijbels, Belgium; S. Coenen; M. Noman; S. Vermeire; G. Van Assche; M. Ferrante

P1403

TROUGH LEVELS AND ANTIBODIES TO USTEKINUMAB ARE NOT CORRELATED TO RESPONSE TO USTEKINUMAB TREATMENT IN CROHN'S DISEASE PATIENTS

Claire Painchart, France; S. Brabant; N. Duveau; M. Nachury; P. Desreumaux; J. Branche; R. Gerard; M. Boualit; M. Labalette; B. Pariente

P1404

HOSPITALISATIONS AND TREATMENT DISCONTINUATION AMONG PATIENTS WITH ULCERATIVE COLITIS AND CROHN'S DISEASE TREATED WITH VEDOLIZUMAB COMPARED WITH INFlixIMAB

M. Raluy-Callado; N. Alam; R. Wang; Javaria Mona Khalid, United Kingdom

P1405

EXCESS STEROID USE IN IBD: TOO MUCH, HOW MUCH AND WHY? RESULTS FROM A NATIONWIDE AUDIT

Bu Hayee, United Kingdom; A. Bassi; E. Fogden; J. K. Limdi; H. Ludlow; S. McLaughlin; G. C. Parkes; P. Patel; M. Smith; T. Raine; C. Selinger

P1406

HOSPITALIZATION RISK AND REINTERVENTION AFTER ILEOCOLONIC RESECTION WITH ANASTOMOSIS IN PATIENTS WITH CROHN'S DISEASE. RESULTS FROM THE PRACTICROHN STUDY

Valle García, Spain; M. Calvo; M. D. Martín Arranz; M. Rivero; E. Domènech; M. Barreiro-De Acosta; E. García Planella; A. Gutiérrez; C. Romero; L. Cea-Calvo; B. Juliá De Páramo

P1407

ASSESSMENT OF IMPACT III WELL-BEING DOMAIN SCORES IN ADALIMUMAB-TREATED PAEDIATRIC PATIENTS WITH CROHN'S DISEASE

Amy Grant, Canada; A. Otley; J. Escher; J. Hyams; J.-F. Maa; G. Alperovich; A. Lazar; A. M. Robinson; A. W. Wang; S. Eichner

P1408

FRENCH PROSPECTIVE, LONGITUDINAL OBSERVATIONAL STUDY OF THE THERAPEUTIC MANAGEMENT OF MILD TO MODERATE ULCERATIVE COLITIS (OPTIMUM): FOLLOW-UP AT 3 YEARSS. Nahon; G. Bonnaud; [Farah Bahbah](#), France

P1409

A PILOT STUDY TO EVALUATE THE BENEFITS OF A RECRUITMENT PLATFORM, CT-SCOUT™ IN INFLAMMATORY BOWEL DISEASES (IBD) CLINICAL TRIALS: LINKING POTENTIAL PATIENTS TO CLINICAL TRIALS[Yoram Bouhnik](#), France; A. Amiot; A. Nuzzo; L. Mansouri; D. Soudan; C. Stefanescu

P1410

SWITCHING OF PATIENTS WITH INFLAMMATORY BOWEL DISEASE FROM ORIGINAL INFlixIMAB (REMICADE®) TO BIOSIMILAR INFlixIMAB (REMSIMA™) IS EFFECTIVE AND SAFE - ONE-YEAR FOLLOW-UP[Martin Kolar](#), Czech Republic; D. Duricova; M. Bortlik; V. Hrubá; N. Machkova; K. Mitrova; K. Malickova; M. Lukas; M. Lukas

P1411

THE EVOLUTION OF INDICATIONS AND OUTCOMES OF SURGERY FOR PATIENTS WITH CROHN'S DISEASE DURING THE BIOLOGICAL AGENT ERA[Chloe Attree](#), Australia; D. Ormonde; J. Staton; C. Platell

P1412

DETERMINATION OF LOWER ADALIMUMAB CUT-OFF LEVELS IN PATIENTS WITH CROHN'S DISEASE[Arne Carlsen](#), Norway; J. T. Kvaloy; R. Omdal; L. Aabakken; N. Bolstad; D. Warren; K. E. A. Lundin; T. Grimstad

P1413

ANTI-TNF THERAPY IN REFRACTORY POUCHITIS AND CROHN'S DISEASE-RELATED COMPLICATIONS OF THE POUCH AFTER ILEAL POUCH-ANAL ANASTOMOSIS FOLLOWING COLECTOMY FOR ULCERATIVE COLITIS: A SYSTEMATIC REVIEW AND META-ANALYSISM. Huguet; B. Pereira; M. Goutte; F. Goutorbe; G. Bommelaer; [Anthony Buisson](#), France

P1414

PSYCHO-SOCIAL PREDICTORS FOR NONCOMPLIANCE TO CHRONIC DRUG TREATMENT IN CROHN'S DISEASE[Batel Lasry](#), Israel; D. Schwartz; D. Greenberg; M. Friger; E. Chernin; H. Vardi; O. Sarid; V. Slonim-Nevo; A. Fich; S. Odes

P1415

PATTERNS OF ADALIMUMAB USE AND ASSOCIATED COSTS IN INFLAMMATORY BOWEL DISEASE PATIENTS: AN ANALYSIS OF REAL-WORLD HEALTH CLAIMS DATA IN THE NETHERLANDS[Steven Bots](#), The Netherlands; D. R. Hoekman; M. A. Benninga; H. M. Smeets; G. R. A. M. D'Haens; M. Löwenberg

P1416

SYSTEMATIC LITERATURE REVIEW ON THE IMMUNOGENICITY OF BIOLOGICS IN INFLAMMATORY BOWEL DISEASE[Severine Vermeire](#), Belgium; A. Gils; P. Accossato; S. Lula; A. Marren

P1417

TREATMENT OF BONE MARROW MESENCHYMAL STROMAL CELLS REDUCES THE ACTIVITY ANKYLOSING SPONDYLITIS ASSOCIATED WITH CROHN'S DISEASEO. Knyazev; [Nina Fadeeva](#), Russia; A. Parfenov; A. Konoplyannikov; A. Lishchinskaya; N. Orlova

P1418

BIOLOGICAL THERAPY AND PREGNANCY IN INFLAMMATORY BOWEL DISEASE: THE LONG-TERM SAFETY OF IN UTERO EXPOSURE IN A TERTIARY CENTER[Elisa Soares](#), Portugal; M. Gravito-Soares; S. Mendes; M. Ferreira; F. Portela; C. Sofia

P1419

INFLAMMATORY CYTOKINES AND THEIR REGULATION OF 11 BETA HYDROXYSTEROID DEHYDROGENASE TYPE 2 IN IBD PATIENTS[Mary Hussey](#), Ireland; G. Holleran; S. Smith; M. Sherlock; D. Mcnamara

P1420

A CLINICAL TRIAL OF THE EFFECTS OF VAGUS NERVE STIMULATION IN BIOLOGIC-REFRACTORY CROHN'S DISEASE[Geert D'Haens](#), The Netherlands; Z. Cabrijan; M. Eberhardson; S. Danese; Y. Levine; R. Zitnik

P1421

PREDICTORS OF THE RESPONSE TO CORTICOSTEROIDS TREATMENT IN THE ULCERATIVE COLITIS[Eva Barreiro Alonso](#), Spain; C. Saro Gismera; M. Sánchez

P1422

NUDT15 R139C GENOTYPE IS A DETERMINANT OF THIO-PURINE-INDUCED LEUKOPENIA IN CHINESE PATIENTS WITH INFLAMMATORY BOWEL DISEASE: A MULTI-CENTER ANALYSIS[Kang Chao](#), China; Q. Cao; H. Yang; J. Liang; X. Zhu; L. Lin; Z. Huang; M. Huang; P. Hu; K. Wu; J. Qian; X. Gao

P1423

EFFECTS OF HIGH- AND LOW-FAT MEALS ON THE PHARMACOKINETICS OF OZANIMOD, A NOVEL SPHINGOSINE 1-PHOSPHATE RECEPTOR MODULATOR[Jonathan Tran](#), USA; J. P. Hartung; C.-A. Tompkins; P. A. Frohna

P1424

INFLIXIMAB DOSE DOUBLING IS EFFECTIVE FOR OPTIMIZING TROUGH CONCENTRATIONS AND REGAINING CLINICAL RESPONSE IN PATIENTS WITH CROHN'S DISEASEErwin Dreesen, Belgium; V. Ballet; G. Compennolle; G. Van Assche; M. Ferrante; S. Vermeire; A. Gils

P1425

ADD-ON THERAPY FOR INDUCTION OF REMISSION IN MILD-TO-MODERATE ULCERATIVE COLITIS: SYSTEMATIC REVIEW AND META-ANALYSISPaschalis Paschos, Greece; A. Katsoula; O. Giouleme; A.-V. Madenidou; E. Athnasiadou; A. Tsapas

P1426

EFFICACY OF INFLIXIMAB BIOSIMILAR CT-P13 INDUCTION THERAPY ON MUCOSAL HEALING IN ULCERATIVE COLITISTamas Molnar, Hungary; R. Bor; M. Rutka; P. A. Golovics; Z. Vegh; B. D. Lovasz; T. Nyári; K. B. Gece; M. Kolar; M. Bortlik; D. Duricova; N. Machkova; V. Hrubá; M. Lukas; K. Mitrova; K. Malickova; A. Balint; F. Nagy; R. Bor; A. Milassin; Z. Szepes; K. Palatka; P. L. Lakatos; M. Lukas; K. Farkas

P1427

SUBTHERAPEUTIC LEVELS OF INFLIXIMAB AND ADALIMUMAB ARE ASSOCIATED WITH INCREASED DISEASE ACTIVITY IN PATIENTS WITH CROHN'S DISEASEArne Carlsen, Norway; K. Isaksen; K. Leita; A. K. Hetta; L. Karlsen; R. Omdal; L. Aabakken; N. Bolstad; D. Warren; K. E. A. Lundin; T. Grimstad

P1428

TUBERCULOSIS INFECTION IN AN INFLAMMATORY BOWEL DISEASE COHORT OF PATIENTS RECEIVING ANTI-TNF THERAPY IN A MODERATE TO HIGH TUBERCULOSIS INCIDENCE AREA IN EUROPERita Barosa, Portugal; M. Patita; L. Roque Ramos; G. Nunes; P. Figueiredo; A. Carmo Vieira; V. M. F. Pereira Fernandes; J. Freitas

P1429

CUMULATIVE EXPOSURE TO ANTI-TNF ALPHA AND RISK OF CANCERLuís Maia, Portugal; P. Lago; Â. Rodrigues; M. Santos; C. Caetano; M. Salgado; I. Pedroto

P1430

ANEMIA IN PATIENTS WITH INFLAMMATORY BOWEL DISEASE: EFFECT OF ANTI-TNF THERAPYMarta Patita, Portugal; R. Barosa; L. Roque Ramos; G. Nunes; A. Vieira

P1431

INFLIXIMAB BIOSIMILAR CT-P13 THERAPY IS EFFECTIVE IN MAINTAINING CLINICAL AND ENDOSCOPIC REMISSION IN CROHN'S DISEASE AND ULCERATIVE COLITIS - EXPERIENCES FROM A SINGLE CENTERKlaudia Farkas, Hungary; M. Rutka; T. Ferenci; F. Nagy; A. Balint; R. Bor; Á. Milassin; A. Fabian; Z. G. Szepes; T. Molnar

P1432

CLINICAL EXPERIENCE WITH VEDOLIZUMAB IN ANTI-TNF REFRACTORY IBD PATIENTSBrian Christopher, Ireland; O. Aoko; E. Anderson; C. Garry; M. Forry; M. Kennedy; M. O'Sullivan; A. O'Toole; S. Patchett; C. Smyth; S. Sengupta; R. J. Farrell

P1433

PERCEPTION FROM PATIENTS WITH ULCERATIVE COLITIS OR CROHN'S DISEASE TOWARDS THE PERFORMANCE OF BIOSIMILARS VERSUS BIO-ORIGINATORSX. Hu; E. Sullivan; J. Piercy; J. Waller; Christopher Black, USA; S. Kachroo

P1434

WEIGHT DISTRIBUTION IN EUROPEAN PATIENTS WITH CROHN'S DISEASE IN ADELPHI 2015 DSPDominik Naessens, Belgium; B. Hoskin; J. Lucas

P1435

MYCOPHENOLATE MOFETIL IS A VALID OPTION IN HARD-TO-TREAT PATIENTS WITH INFLAMMATORY BOWEL DISEASEFabio Salvatore Macaluso, Italy; M. Maida; S. Renna; E. Orlando; M. Affronti; C. Sapienza; M. Dimarco; G. Rizzuto; R. Orlando; M. Cottone; A. Orlando**Treatment-surgical**

P1436

RISK FACTORS FOR COLECTOMY IN ULCERATIVE COLITIS PATIENTS WITH SEVERE FLARE-UPWafa Dahmani, Tunisia; W. Ben Mansour; A. Guedich; M. H. Loghmani; L. Safer

P1437

THE PROGNOSTIC FACTORS AND OUTCOMES OF RE-OPERATION WITHIN 6 MONTHS IN PATIENTS WITH INTESTINAL BEHCET'S DISEASEYong Eun Park, South Korea; J. H. Cheon; W. H. Kim; T. I. Kim; S. J. Park; H. J. Lee

P1438

OUTCOMES OF ABDOMINAL RESECTIVE SURGERY FOR CROHN'S DISEASE: IMPACT OF BEHAVIOUR AND TREATMENTPanagiotis Katerinis, Germany; C. Schaefer; C. Ulmer; W. Steurer; E. F. Stange

P1439
PILOT STUDY ORAL ADMINISTRATION OF LACTOBACILLUS CASEI DG FOR 8 WEEKS AFTER ILEOSTOMY CLOSURE TEND TO DECREASE THE ACTIVATION LEVELS OF MACROPHAGES AND DENDRITIC CELLS IN ILEAL POUCH MUCOSA
[Imerio Angriman](#), Italy; I. Castagliuolo; M. Scarpa; R. D'Inca; M. Martinato; A. Caruso; A. Michielan; R. Bardini; C. Castoro; G. C. Sturniolo; M. Scarpa

Microbiology

Poster Session	
09:00 - 14:00	Hall X5
Other lower GI disorders III	

P1440
WHOLE METAGENOMICS SEQUENCING GIVE NEW INSIGHTS ON RELATIONSHIPS BETWEEN FODMAPS INTAKE, GUT MICROBIOTA AND SEVERITY OF SYMPTOMS IN IRRITABLE BOWEL SYNDROME
[Julien Tap](#), France ; M. Derrien; B. Le Nevé; J. Doré; L. Öhman; S. Storsrud; H. Törnblom; M. Simrén

P1441
ESCHERICHIA COLI NISSLE 1917 REINFORCES INTESTINAL EPITHELIAL BARRIER AND PREVENTS PERMEABILITY ALTERATIONS INDUCED BY CYTOKINES AND PAR-2 ACTIVATION: AN IN VITRO STUDY
 M. R. Barbaro; [Cesare Cremon](#), Italy; P. Dino; M. Carapelle; D. Fuschi; L. Bellacosa; E. Capelli; V. Stanghellini; G. Barbara

P1442
A PERIANAL SWAB-BASED PCR ASSAY FOR DIAGNOSING COLONIZATION BY PATHOGENIC C.DIFFICILE
[Neerav Mukesh Joshi](#), United Kingdom; E. Taylor; R. Murphy; A. Whiley; M. Wilks; D. S. Rampton

P1443
METAGENOMIC CHARACTERISATION OF GUT MICROBIOTA IN IBS PATIENTS
 P. Scivilla; F. Strati; G. M. Prati; F. Fornari; M. Modesto; D. Luiselli; D. Cavalieri; C. De Filippo; [Paola Mattarelli](#), Italy

P1444
INCREASED ABUNDANCE OF BENEFICIAL BACTERIA IS ASSOCIATED WITH CLINICAL IMPROVEMENT IN PATIENTS RECEIVING RIFAXIMIN TREATMENT
 F. R. Ponziani; [Franco Scaldaferri](#), Italy; F. P. Sterbini; V. Petito; S. Pecere; L. R. Lopetuso; A. Palladini; C. Graziani; L. Masucci; M. Pompili; G. Cammarota; M. Sanguinetti; A. Gasbarrini

P1445
DIRECT ISOLATION OF ORAL- AND TUMOUR-DERIVED FUSOBACTERIUM SPECIES IN PATIENTS WITH COLORECTAL NEOPLASIA
[Alasdair Scott](#), United Kingdom; J. Alexander; J. McDonald; A. Speller; J. Kinross; J. Marchesi; Z. Takats

P1446
COMBINING FECAL IMMUNOCHEMICAL TESTING WITH THE GUT MICROBIOME IN COLORECTAL CANCER SCREENING
[Elisabeth Jacomina Grobbee](#), The Netherlands; G. Fuhler; B. Blakaj; S. Konstantinov; M. J. Bruno; M. Peppelenbosch; E. J. Kuipers; M. C. W. Spaander

P1447
THE INCIDENCE AND TREND OF CLOSTRIDIUM DIFFICILE INFECTION AT A JAPANESE UNIVERSITY HOSPITAL FROM 2005 TO 2014
[Ichiro Yoshikawa](#), Japan; S. Kume; T. Watanabe; K. Kume; M. Harada


P1448
METAGENOMICS ANALYSIS THE FUNCTION AND MOLECULAR MECHANISMS OF THE VARIABLE BACTERIA IN IBS-D AND DEPRESSION
[Lu Zhang](#), China; S. W. Zhu; X. Q. Wang; Z. Wang; Y. X. Liu; K. Wang; H. Q. Zhu; L.-P. Duan


Lower GI infections

P1449 
UNDISSOCIATED GELATINE TANNATE AND XYLOGLUCAN PREVENT GUT LEAKINESS AND MUCOSAL INFLAMMATION INDUCED BY LPS: INSIGHTS IN THE MECHANISM OF ACTION
[Helene Eutamene](#), France

P1450 
PREDICTING TREATMENT FAILURE IN C.DIFFICILE INFECTION: A PROSPECTIVE OBSERVATIONAL COHORT STUDY
[Neerav Mukesh Joshi](#), United Kingdom; J. Goodhand; W. Alazawi; S. Das; M. Wilks; D. S. Rampton

P1451
A STABLE AND CLINICAL REPRESENTATIVE MOUSE MODEL OF CLOSTRIDIUM DIFFICILE-ASSOCIATED DISEASE
 Y. Chen; [Lin Qianyun](#), China; F. Jiaxi

P1452 
A HOSPITAL-BASED STUDY ON RISK FACTORS OF RECURRENT CLOSTRIDIUM DIFFICILE ASSOCIATED DISEASE IN HONG KONG
[Kai-Fung Tsang](#), Hong Kong; K. M. Ng; W. F. Luk; Y. W. Chan; C. P. Ho

P1453 
PLACEBO RESPONDERS IN A RANDOMISED CONTROLLED TRIAL OF RBX2660 FOR RECURRENT C. DIFFICILE INFECTION: PREDICTIVE VALUE OF 16S RRNA MICROBIOME ANALYSIS
[Courtney Jones](#); USA; B. Shannon

P1454

MECHANISM OF ANTIBIOTIC-ASSOCIATED DIARRHEA: INSIGHT INTO COLONIC WATER AND ION TRANSPORT, MUCUS SECRETION

T. Dovbynchuk; T. Chervinska; A. Dranitzina; T. Sergeychuk; A. Putnikov; L. Ostapchenko; L. Zakordonetz; [Ganna Tolstanova](#), Ukraine

P1455

ENDOSCOPIC BAND LIGATION (EBL) METHOD USING SMALL-CALIBER COLONOSCOPE FOR COLONIC DIVERTICULAR BLEEDING

[Yoshinori Sato](#), Japan; H. Yasuda; S. Nakatsu; S.-I. Ozawa; M. Yamashita; Y. Matsuo; H. Yamamoto; F. Itoh

P1456 **FECAL MICROBIOTA TRANSPLANTATION - AN OLD TOOL OPENING A NEW ERA IN THE TREATMENT OF CLOSTRIDIUM DIFFICILE INFECTION**

[Ana Ponte](#), Portugal; R. Pinho; M. Mota; J. Silva; J. P. Rodrigues; M. Sousa; J. Carvalho

P1457 **FECAL MICROBIOTA TRANSPLANTATION FOR RECURRENT CLOSTRIDIUM DIFFICILE INFECTION: TRANSPLANT PROTOCOL BY ENEMA AND PRELIMINARY RESULTS**

C. Cicerone; G. Bruno; L. Lamonaca; [Enrico Stefano Corazziari](#), Italy

P1458 **FECAL MICROBIOTA TRANSPLANTATION VIA ENEMA FOR RECURRENT CLOSTRIDIUM DIFFICILE INFECTION MODULATES THE INFLAMMATORY HOST RESPONSE AND RESTORE INTESTINAL DYSBIOSIS**

C. Cicerone; G. Bruno; D. Alessandra; A. Oliva; G. Antonella; T. Valentina; V. Iebba; F. Pantanella; M. A. Zingaropoli; L. Lamonaca; V. Vullo; M. Trancassini; S. Schippa; [Enrico Stefano Corazziari](#), Italy

P1459

REPEAT FECAL MICROBIOTA TRANSPLANTATION BY COLONOSCOPY FOR CLOSTRIDIUM DIFFICILE-ASSOCIATED PSEUDOMEMBRANOUS COLITIS: RESULTS FROM A PROSPECTIVE, SINGLE-CENTRE COHORT

[Gianluca Ianiro](#), Italy; L. Masucci; D. Nagel; F. D'Aversa; F. Dibitto; R. Poto; M. Gesualdo; F. Scaldaferrri; M. Sanguinetti; A. Gasbarrini; G. Cammarota

P1460

A PROSPECTIVE STUDY ON THE INCIDENCE AND RISK FACTORS FOR NOSOCOMIAL CLOSTRIDIUM DIFFICILE INFECTION

W. R. Karaoui; R. H. Shayto; J. M. Chalhoub; N. Kara; R. El Sabbagh; S. S. Kanj; [Ala Sharara](#), Lebanon

Lower GI malignant disease-epidemiology

P1461

OBESITY, DIABETES MELLITUS, HEAVY ALCOHOL CONSUMPTION, SMOKING AND RISK FOR COLORECTAL POLYPS AND CANCER IN A FIT-POSITIVE SCREENING POPULATION
[Margherita Fabbri](#), Italy; R.M. Zagari; D. Colussi; F. Bazzoli; L. Ricciardiello

P1462

PREVALENCE OF SERRATED POLYPOSIIS SYNDROME IN A FIT-BASED COLORECTAL CANCER SCREENING COHORT IN ITALY

[Dora Colussi](#), Italy; R. M. Zagari; B. Morini; M. Fabbri; A. Montale; C. Hassan; C. Senore; F. Bazzoli; L. Ricciardiello

P1463

RECURRENT ADVANCED COLONIC NEOPLASIA AFTER POLYPECTOMY ON SURVEILLANCE COLONOSCOPY ACCORDING TO RISK GROUPS AND AGE GROUPS: A RETROSPECTIVE STUDY OF 1,974 ASYMPTOMATIC KOREANS
[Su Jung Baik](#), South Korea; H. Park; J. J. Park; H.-J. Lee; S. Y. Jo; Y. M. Park; K. Han

P1464

EVALUATION OF A 25-GENE PANEL IN PATIENTS WITH SUSPECTED LYNCH SYNDROME: FAMOSA STUDY

[Ariadna Sánchez García](#), Spain; F. Balaguer; J. Balmaña; T. Ocaña; I. Esteban; G. Lloret; R. Jover Martínez; J. Cubiella; M. Herraiz; V. Hernandez; S. Martínez; M. J. Oruezabal Moreno; C. Garau Colom; S. Kohrrami; A. Herreros De Tejada; R. Serrano; R. Morales; J. M. Cano; A. B. Sánchez-Heras; C. Guillen; E. Adrover; E. Carrasco; N. Gadea; J. Brunet

P1465

NEGATIVE TEST RESULTS OF FECAL IMMUNOCHEMICAL TEST IN PRE-TESTED COLORECTAL CANCER PATIENTS
[Gernot Leeb](#), Austria; A. Baierl; A. Püspök; A. Gsur; P. Hofer; G. Böhm; K. Mach

P1466

TUMOUR SPECTRUM OF LYNCH SYNDROME IN A PORTUGUESE POPULATION

C. Palmela; P. Lage; [Joana Moleiro](#), Portugal; I. Claro; I. Francisco; S. Ferreira; I. Rosa; L. Glória; B. Filipe; P. Rodrigues; P. Chaves; C. Albuquerque; A. Dias Pereira

P1467

EVALUATING 12 YEARS OF FECAL IMMUNOCHEMICAL TEST-BASED COLORECTAL CANCER SCREENING IN BURGENLAND

[Gernot Leeb](#), Austria; A. Baierl; A. Püspök; A. Gsur; P. Hofer; G. Böhm; K. Mach

Lower GI malignant disease, pathogenesis

P1468

FAMILIAL COLORECTAL CANCER AND GENETIC SUSCEPTIBILITY: A SCREENING OF 99 COLORECTAL RISK GENE VARIANTS IN FIRST DEGREE RELATIVES OF PATIENTS WITH COLORECTAL CANCER

Carla Jerusalem Gargallo Puyuelo, Spain; A. Lanas; P. Carrera; A. Ferrandez; E. Quintero Carrion; M. Carrillo Palau; I. Alonso Abreu; M. A. Garcia Gonzalez

P1469

WITHDRAWN

P1470

MUTYH MUTATIONS IN PATIENTS WITH EARLY-ONSET COLORECTAL CANCER - PRELIMINARY RESULTS

Joana Moleiro, Portugal; B. Filipe; I. Claro; P. Lage; S. Ferreira; I. A. Da Luz Rosa; I. Francisco; R. Fonseca; P. Rodrigues; C. Albuquerque; A. Dias Pereira

P1471

PROGNOSIS AND CHEMOSENSITIVITY OF COLORECTAL CANCER ARE ASSOCIATED WITH CHANGES IN MICROTUBULES COMPOSITION

Anna Portyanko, Belarus; K. Ruksha; M. Malko; A. Mezheyeuski; A. Nerovnyia; T. Bich; G. Tur; J. Gorgun

P1472

COMPREHENSIVE METHYLATION ANALYSIS OF IMPRINTING-ASSOCIATED DIFFERENTIALLY METHYLATED REGIONS IN COLORECTAL CANCER

Hidenori Hidaka, Japan; K. Higashimoto; Y. Takara; H. Takedomi; N. Okamoto; K. Kawachi; H. Kawakubo; K. Yamamoto; K. Yamanouchi; R. Iwakiri; K. Fujimoto; H. Soejima

P1473

IS THE ASSOCIATION BETWEEN PHYSICAL ACTIVITY AND COLORECTAL ADENOMA MEDIATED BY MUSCLE-DERIVED MYOKINES?

Vikneswaran Namasivayam, Singapore; A. N. Pryseley; W. Y. Wong; W. K. Wan; K. H. Lim; R. Azhar; J. Connolly

P1474

COMPARATIVE MIRNA PROFILING IN PARALLEL COLORECTAL BIOPSY AND PLASMA SPECIMENS

Zsafia Nagy, Hungary; B. Wichmann; A. Kalmár; B. K. Bartak; O. Galamb; Z. Tulassay; B. Molnar

Lower GI malignant disease, diagnosis/histopathology

P1475

A SEVEN-GENE SIGNATURE PREDICTS OVERALL SURVIVAL OF PATIENTS WITH COLORECTAL CANCER

H. Chen; Yun Qian, China; W. Ge; S. Zheng

P1476

FOUR ROUNDS OF TWO-SAMPLE FECAL IMMUNOCHEMICAL OCCULT BLOOD TEST SCREENING FOR COLORECTAL CANCER

Elisabeth Schreuders, The Netherlands; E. J. Grobbee; A. Kapidzic; A. H. C. Van Roon; A. J. Van Vuuren; I. Lansdorp-Vogelaar; K. Izelaar; M. J. Bruno; E. J. Kuipers; M. C. W. Spaander

P1477

ROLE OF FAECAL BIOMARKERS IN DETECTING COLORECTAL CANCER AND ADENOMA IN SYMPTOMATIC PATIENTS

Monika Maria Widlak, United Kingdom; C. L. Thomas; C. Tomkins; S. Smith; N. O'Connell; S. Wurie; L. Burns; B. Liu; M. Thomas; J. Cooke; B. Singh; C. Nwokolo; R. Arasaradnam

P1478

MORPHOLOGICAL ANALYSIS OF CARCINOMAS IN JAPANESE PATIENTS WITH FAMILIAL ADENOMATOUS POLYPOSIS

Fumio Ishida, Japan; H. Ishida; H. Ueno; H. Kobayashi; T. Yamaguchi; T. Konishi; Y. Kanemitsu; T. Hinoi; Y. Inoue; N. Tomita; N. Matsubara; T. Watanabe; K. Sugihara; Y. Mori; Y. Sugihara; S.-E. Kudo

P1479

FEATURE- EXTRACTION FROM HISTOLOGY USED IN A COMPUTER-AIDED GRADING SYSTEM FOR COLON CANCERS

Costin Teodor Streba, Romania; S. S. Mogoanta; C. Gruia; L. Streba

P1480

ADENOMA DETECTION WITH ENDOCUFF-ASSISTED COLONOSCOPY VERSUS CAP- ASSISTED COLONOSCOPY

Yahaya Bensuleiman, Japan; N. Ikezawa; K. Sasaki; S. Yoshida; S. Myoujou; T. Nakajima; S. Yoshida

P1481

CLINICOPATHOLOGICAL, MOLECULAR AND ONCOLOGICAL FEATURES OF SPORADIC EARLY ONSET COLORECTAL CANCERS

Leonardo Henry Eusebi, Italy; C. Ceccarelli; L. Montanaro; M. Derenzini; M.L. Artesiani; F. Dall'olio; A. Ardizzoni; G. Biasco; D. Adua; F. Bazzoli; L. Ricciardiello

P1482

THE IMPACT OF PATIENT EDUCATION WITH SMARTPHONE APPLICATION ON THE QUALITY OF BOWEL PREPARATION FOR SCREENING COLONOSCOPY

Hong-Sub Lee, South Korea; S. Lee; Y. B. Lee

P1483

THE PREDICTIVE VALUE OF FERRITIN IN OLDER PATIENTS IN THE DIAGNOSIS OF COLON CANCER

Fatih Karakaya, Turkey; Ç. Kalkan; D. Turan; M. Karakaya; A. Ç. Kartal; I. Soykan

P1484

COLORECTAL CANCER SCREENING FROM THE VIEWPOINT OF ITS TARGET POPULATION - RESULTS OF SURVEY
R. Kroupa; [Monika Ondrackova](#), Czech Republic; M. Dastych; A. Hep

P1485

EARLY ONSET COLORECTAL CANCERS VS SPORADIC COLORECTAL CANCERS: A CLINICOPATHOLOGICAL AND MOLECULAR EVALUATION

[Leonardo Henry Fusebi](#), Italy; C. Ceccarelli; L. Montanaro; M. Derenzini; M.L. Artesiani; F. Dall'olio; A. Ardizzoni; G. Biasco; D. Adua; F. Bazzoli; L. Ricciardiello

Lower GI malignant disease, management

P1486

SCREENING COLONOSCOPIES IN FIRST-DEGREE RELATIVES OF PATIENTS WITH COLORECTAL CANCER COMPARED TO AVERAGE RISK POPULATION

[Ivana Mikoviny Kajzrlíkova](#), Czech Republic; P. Vitek; J. Chalupa; J. Kuchar; J. Platos; P. Reha

P1487

A PILOT STUDY TO ASSESS THE EFFICACY OF PROPHYLACTIC ADMINISTRATION OF ANTIBIOTIC FOR ENDOSCOPIC SUBMUCOSAL DISSECTION IN COLORECTUM
[Tatsuya Sakurai](#), Japan; S.-E. Kudo; T. Hayashi; Y. Sato; Y. Kouyama; T. Ishigaki; H. Nakamura; N. Toyoshima; M. Misawa; Y. Mori; K. Wakamura; A. Katagiri; H. Miyachi

P1488

THE OUTCOMES OF SELF-EXPANDING METAL STENTS AS A BRIDGE TO CURATIVE RESECTION IN PATIENTS WITH COLORECTAL CANCER PRESENTING WITH BOWEL OBSTRUCTION

[James Rees](#), United Kingdom; J.-R. Tanner; P. Patel; N. Trudgill

P1489

IDENTIFICATION OF THE IRINOTECAN TOXICITY RELATED VARIANTS BY WHOLE EXOME SEQUENCING ANALYSIS

[Ryouichi Tsunedomi](#), Japan; S. Hazama; N. Okayama; Y. Inoue; N. Suzuki; K. Sakamoto; M. Iida; S. Takeda; T. Ueno; S. Yamamoto; S. Yoshino; H. Nagano

P1490

GOOD BOWEL PREPARATION INCREASED THE NUMBER OF ENDOSCOPICALLY DETECTED POLYPS WHICH WAS WELL CORRELATED WITH DETECTION OF ADVANCED NEOPLASIA

[Takahiro Amano](#), Japan; T. Nishida; H. Shimakoshi; A. Shimoda; A. Sugimoto; K. Takahashi; K. Mukai; T. Matsubara; M. Yamamoto; S. Hayashi; S. Nakajima; K. Fukui; M. Inada

P1491

THE OUTCOMES OF COLD POLYPECTOMY ARE NOT INFERIOR EVEN WHEN IT WAS PERFORMED BY LESS EXPERIENCED ENDOSCOPISTS: A PROPENSITY SCORE MATCHED CASE CONTROL STUDY OF 1,000 POLYPS

[Yoshiaki Takada](#), Japan; M. Kato; Y. Kubosawa; Y. Sunata; Y. Hirai; K. Abe; T. Hirata; Y. Takatori; S. Banno; M. Wada; S. Kinoshita; H. Mori; K. Takabayashi; M. Kikuchi; M. Kikuchi; T. Uraoka

P1492

A NOVEL ANTI-CD24 MONOCLONAL ANTIBODY, HUMANIZED AND AFFINITY MATURATED, FORTARGETING GASTROINTESTINAL CANCERS

S. Shapira; D. Kazanov; V. Padler Karavani; I. Benhar; [Nadir Arber](#), Israel

P1493

MONOTERPENES: A NOVEL AND PROMISING THERAPEUTIC AGENT, FOUND IN ESSENTIAL OILS, FOR HUMAN COLORECTAL CANCER

S. Shapira; D. Kazanov; [Nadir Arber](#), Israel

P1494

THE VALIDITY OF COLORECTAL ESD FOR LARGE COLORECTAL TUMORS IN A GENERAL HOSPITAL

[Keiichi Ashikari](#), Japan; H. Chiba; J. Tachikawa; M. Nishimura; D. Kurihara; T. Suto; N. Kawano; M. Kaai; S. Seki; T. Ida; T. Morohashi; T. Goto;

P1495

SAFETY, EFFICACY AND PROBLEMS OF COLD SNARE POLYPECTOMY FOR SMALL COLORECTAL NEOPLASMS

[Nobuaki Ikezawa](#), Japan; M. Hanafusa; Y. Bensuleiman; K. Sasaki; S. Yoshida; T. Nakajima; S. Myojyo; S. Yoshida

IBS / Lower GI motility: Brain-gut and gut-brain axes, neuro-hormonal, neural-immune and visceral sensitivity

P1496

DO FUNCTIONAL GASTROINTESTINAL DISORDERS ORIGINATE IN THE GUT RATHER THAN THE BRAIN? EVIDENCE FROM A 12 YEAR PROSPECTIVE POPULATION-BASED STUDY OF A PREDOMINANT GUT-BRAIN PATHWAY IN OVER 50%

N. A. A. Koloski; M. P. Jones; [Marjorie Walker](#), Australia; G. J. Holtmann; M. Weltman; J. Kalantar; N. J. Talley

P1497

ALTERED FUNCTIONAL CONNECTIVITY ASSOCIATED WITH DISTURBED INTEROCEPTIVE AWARENESS IN PATIENTS WITH IRRITABLE BOWEL SYNDROME

M. Longarzo; [Marco Romano](#), Italy; M. Quarantelli; A. Del Prete; C. Cimminiello; S. Cocozza; G. Olivo; C. Loguercio; L. Trojano; D. Grossi

P1498

VISCERAL HYPERSENSITIVITY REMAINS STABLE OVER TIME IN PATIENTS WITH IBS, BUT WITH INDIVIDUAL FLUCTUATIONSAxel Josefsson, Sweden; A. Rosendahl; P. Jerlstad; G. Näslin; H. Törnblom; M. Simrén

P1499

IRRITABLE BOWEL SYNDROME WITH POSTPRANDIAL SYMPTOM OCCURRENCE IS ASSOCIATED WITH A POST-PRANDIAL WORSENING OF VISCERAL HYPERSENSITIVITYM. Di Stefano; Manuela Bergonzi, Italy; B. Valvo; I. Benedetti; M. Bresciani; E. Pagani; E. Miceli; G. R. Corazza

P1500

FEMALE IBS PATIENTS WITH VISCERAL HYPERSENSITIVITY DEMONSTRATE ALTERED AMYGDALA CONNECTIVITY WITHIN THE DEFAULT MODE NETWORKAdriane Icenhour, Sweden; M. Lowen; O. Bednarska; S. T. Witt; S. Elsenbruch; K. Tillisch; E. A. Mayer; S. Walter

P1501

CHOICE OF RECTAL BAROSTAT PROTOCOL AFFECTS CLASSIFICATION OF SENSORY FUNCTION AND PREDICTION OF SYMPTOM SEVERITY IN IBSAxel Josefsson, Sweden; P. Jerlstad; G. Näslin; H. Törnblom; M. Simrén

P1502

ADULT COLONIC HYPERSENSITIVITY CORRELATES WITH JUVENIL INTESTINAL DYSBIOSIS IN NEONATAL MOTHER SEPARATED MICEAmandine Lashermes, France; L. Boudieu; M. Meleine; A. Gelot; R. Bonnet; D. Ardid; F. A. Carvalho

P1503

ALTERED RESTING STATE FUNCTIONAL CONNECTIVITY IN ROSTRAL ANTERIOR CINGULATE CORTEX IN IBS WITH COMORBID ANXIETYSuzanne Witt, Sweden; A. Icenhour; O. Bednarska; S. Elsenbruch; S. Walter

P1504

ACHALASIA SYMPTOM RESPONSE AFTER POEM SEGREGATED BY HIGH-RESOLUTION MANOMETRY SUBTYPESMeng Li, China; B. Lv; L. Zhang; B. H. Bao

P1505

PROTEIN DISULFIDE ISOMERASE A3 MEDIATED IMMUNE DYSFUNCTION OF DENDRITIC CELLS IN THE COLON OF RATS WITH VISCERAL HYPERSENSITIVITYMeng Li, China; B. Lv; T. X. Wang; Y. Hu**IBS / Lower GI motility: Transmitters / signals / receptors / enteric nervous system**

P1506

INTERACTIONS BETWEEN THE ENDOGENOUS OPIOID AND CANNABINOID SYSTEMS IN THE GASTROINTESTINAL TRACT ARE CRUCIAL IN THE DEVELOPMENT OF TOLERANCE TO OPIOIDSAgata Jarmuz, Poland; M. Zielinska; A. Keasling; J. Zjawiony; J. Fichna

P1507

ESTROGEN RECEPTOR BETA AGONIST, LY3201, AMELIORATES HIGH FAT DIET INDUCED COLONIC NEUROPATHY AND MYOPATHYFrancesca D'Errico, Italy; Y. Dai; M. Warner; L. Maneix; Y. Miao; W. Wanfu; B. Huang; A. Di Leo; J. A. Gustafsson**Infections (not *H. Pylori*)****Poster Session**

09:00 - 14:00

Hall X5

Oesophageal, gastric and duodenal disorders III

P1508

CLINICAL FEATURES OF ESOPHAGEAL ULCERS IN HIV-POSITIVE PATIENTSKentaro Nakagawa, Japan; T. Yamada; S. Kao; A. Shoji; R. Kiyota; K. Shinkai; T. Tashiro; T. Iwasaki; A. Ishihara; K. Nishio; H. Hasegawa; Y. Sakakibara; S. Nakazuru; H. Ishida; E. Mita**Upper GI and small intestinal bleeding**P1509 **IMPAIRMENT IN ACTIVITY OF DAILY LIVING IS A RISK FACTOR FOR HIGH MEDICAL CARE COST IN PATIENTS WITH NON-VARICEAL UPPER GASTROINTESTINAL BLEEDING**Yusaku Takatori, Japan; M. Kato; Y. Hirai; Y. Sunata; Y. Kubosawa; K. Abe; T. Hirata; Y. Takada; S. Banno; S. Kinoshita; M. Wada; H. Mori; K. Takabayashi; M. Kikuchi; M. Kikuchi; M. Suzuki; T. UraokaP1510 **EFFICACY AND SAFETY OF FERRIC CARBOXYMALTOSE IN THE MANAGEMENT OF IRON-DEFICIENCY ANEMIA IN PATIENTS WITH GASTROINTESTINAL AND LIVER DISEASE**Marco Mendolaro, Italy; M. Cappello; A. Viola; M.G. Cilluffo; P. L. AlmasioP1511 **PEPTIC ULCER BLEEDING - DOES ETIOLOGY INFLUENCE CLINICAL OUTCOME?**Artur Gião Antunes, Portugal; A. Vaz; P. Queirós; T. Gago; J. Roseira; B. M. Santos Peixe; H. Guerreiro

P1512 

RISK OF PEPTIC ULCER BLEEDING ASSOCIATED WITH HELICOBACTER PYLORI INFECTION, NONSTEROIDAL ANTI-INFLAMMATORY DRUGS, LOW-DOSE ASPIRIN IN PEPTIC ULCER DISEASE: A CASE-CONTROL STUDY
 H.-Y. Kim; Seung In Seo, South Korea; H. S. Kim; W. G. Shin; M. K. Jang; J. H. Lee

P1513 

MEDICAL VERSUS COMBINED THERAPY OF PEPTIC ULCERS WITH ADHERENT CLOTS
Jaime Rodrigues, Portugal; C. Fernandes; T. Freitas; J. Silva; A. Ponte; M. Sousa; J. Carvalho

P1514 

FIRST EXPERIENCE IN THE DEPLOYMENT OF HEMOSPRAY AS SALVAGE THERAPY IN GASTROINTESTINAL BLEEDINGS
Martin Raithe, Germany; H. Albrecht; A. Nägel; F. Vitali; M. Vetter; C. Singer; M. F. Neurath; A.F. Hagel

P1515 

APPRAISING AND IMPROVING JUNIOR DOCTORS MANAGEMENT OF ACUTE VARICEAL UPPER GI BLEEDS: A QUALITY IMPROVEMENT PROJECT
Amera Elzubeir, United Kingdom

P1516

REBLEEDING RATE AND THE NEED FOR BLOOD TRANSFUSION IN PATIENTS WITH UPPER GASTROINTESTINAL TUMOR BLEEDING ARE HIGHER THAN IN PATIENTS WITH PEPTIC ULCER BLEEDING
Dominik Kralj, Croatia; I. Budimir; N. Barsic; M. Nikolic; P. Jurcic; I. Budimir Yr

P1517

HISTOACRYL ® THERAPY OF BLEEDING GASTRIC FUNDAL VARICES; THE EXPERIENCE OF TERTIARY CARE HOSPITALS NAZISH BUTT 1, 2, SEHRISH REEMA 1, SEHRISH BUTT 2, MOHAMMAD MASOOD 1, ALI AKBAR 1 .JINNAH POSTGRADUATE MEDICAL CENTRE, 2AGA KHAN UNIVERSITY
Sehrish Reema, Pakistan

P1518

COMPARISON OF GLASGOW-BLATCHFORD SCORE, ROCKALL SCORE, AND AIMS 65 SCORE FOR PREDICTING UPPER GASTROINTESTINAL BLEEDING OUTCOME IN KOREA
Jung Wan Choe, South Korea; S. Y. Kim; J. J. Hyun; S. W. Jung; J. S. Koo; H. J. Yim; S. W. Lee

Upper GI motility disorders: Clinical

P1519

ESOPHAGEAL HIGH RESOLUTION MANOMETRY IN CHRONIC INTESTINAL IDIOPATHIC PSEUDO-OBSTRUCTION
Aurelio Mauro, Italy; G. Basileisco; M. Franchina; A. Elvevi; D. Pugliese; D. Conte; R. Penagini

P1520

HLA-DQB1-INSERTION IN IDIOPATHIC ACHALASIA AND FIRST GENOTYPE-PHENOTYPE (GXP) STUDY USING HIGH-RESOLUTION MANOMETRY DATA
Zuzana Vackova, Czech Republic; S. Niebisch; J. Becker; N. Kosiol; N. Kreuser; V. Schüller; S. Heinrichs; T. Hess; M. M. Nöthen; I. Gockel; J. Spicak; J. Schumacher; J. Martinek

P1521

IMPACT OF PER ORAL ENDOSCOPIC MYOTOMY ON ESOPHAGEAL HIGH RESOLUTION MANOMETRY PARAMETERS IN PATIENTS WITH ACHALASIA
Sabine Roman, France; M. Pioche; E. Chabrun; J. Rivory; A. Garros; T. Ponchon; F. Zerbib; F. Mion

P1522

THE GASTRIC ACCOMODATION REFLEX STUDIED BY ULTRASOUND, MANOMETRY AND IMPEDANCEMETRY IN A PILOT STUDY
Eline Lundekvam Storlid, Norway; T. Hausken; G. A. Lied; O. H. Gilja; J. G. Hatlebakk

P1523

STUDY OF DISTAL CONTRACTILE INTEGRAL IN INEFFECTIVE ESOPHAGEAL MOTILITY DIAGNOSIS AND ITS RELATION TO GASTROESOPHAGEAL REFLUX DISEASE
Irene Aresté, Spain; A. Zúñiga Ripa; F. Estremera Arévalo; R. Iglesias Picazo

P1524

DYSPHAGIA PATIENTS WITH NORMAL ESOPHAGEAL HIGH RESOLUTION MANOMETRY: ASSESSING THE DIAGNOSTIC VALUE OF BREAD SWALLOWS
Ismail Miah, United Kingdom; T. Orton; G. Sui; T. Wong; J. Jafari

P1525

PER ORAL ENDOSCOPIC MYOTOMY: A PROSPECTIVE EVALUATION OF 136 CONSECUTIVE PATIENTS WITH ESOPHAGEAL ACHALASIA
Hana Svecová, Czech Republic; Z. Vackova; O. Ngo; J. Spicak; P. Stirand; E. Kieslichova; A. Pazdro; J. Martinek

P1526

WHAT'S THE IMPACT OF CONTINUING MEDICAL EDUCATION ON THE INCIDENCE OF ACHALASIA?
Amar Tebaïbia, Algeria; M. A. A. Boudjella; N. Oumnia; D. Boutarene; M. Boucelma

Functional upper GI disorders: Clinical

P1527 

EFFECT OF FAECAL MICROBIOTA TRANSPLANTATION ON THE SYMPTOMS AND DUODENAL ENTEROENDOCRINE CELLS IN PATIENTS WITH IRRITABLE BOWEL SYNDROME
Tarek Mazzawi, Norway; G. A. Lied; M. El-Salhy; O. H. Gilja; J. G. Hatlebakk; T. Hausken

P1528 **FUNCTIONAL HEARTBURN: A PILOT RANDOMIZED TRIAL COMPARING CITALOPRAM VS. AMITRIPTYLINE AND NO TREATMENT**Georgios Karamanolis, Greece; K. Denaxas; D. Kamberoglou; S. D. Ladas; G. Papatheodoridis

P1529

BELCHING AND TRANSIT OF GASTRIC GAS IN HEALTHY HUMANSElba Noemi Caballero De Garcia, Spain; I. Marin Fernandez; J. Serra

P1530

ROLE OF ACID REFLUX AND IMPACT OF HRM PARAMETERS IN PATIENTS WITH NON-OBSTRUCTIVE DYSPHAGIA
Mentore Ribolsi, Italy; D. Biasutto; P. Balestrieri; M. Cicala

P1531

SUPRAGASTRIC BELCHING (SGB) AND GASTRO-OESOPHAGEAL REFLUX: CAUSE AND EFFECT?Joseph Roscamp, United Kingdom; J. Patel; T. Wong; I. Miah; J. Jafari

P1532

PROKINETICS FOR THE TREATMENT OF FUNCTIONAL DYSPEPSIA: A BAYESIAN NETWORK META-ANALYSIS
Chang Seok Bang, South Korea; G. H. Baik; K. T. Suk; T. Y. Park; D. J. Kim

P1533

PREDICTION OF COMPLICATIONS AFTER PERORAL ENDOSCOPIC MYOTOMYKanefumi Yamashita, Japan; H. Shiwaku; T. Matsuoka; T. Ohmiya; H. Okada; S. Nimura; H. Inoue; S. Hasegawa

P1534

RETROSPECTIVE CASE SERIES OF GERD AFTER POEM : A COMPARISON OF ANTERIOR AND POSTERIOR MYOTOMY
Hironari Shiwaku, Japan; K. Yamashita; T. Matsuoka; T. Ohmiya; H. Okada; S. Nimura; H. Inoue; S. Hasegawa

P1535

PROTON PUMP INHIBITOR THERAPY IMPROVES NASAL SYMPTOMS AND INFLAMMATION IN PATIENTS WITH NONALLERGIC RHINITIS WITH NEUTROPHILS AND GAS-TROESOPHAGEAL REFLUX DISEASEFrancesco Torresan, Italy; A. Ioannou; P. Schiavon; M. Mancini; M. C. Cimatti; D. Mandolesi; E. Liverani; A. Pirodda; F. Bazzoli

P1536

LONG TERM CAPSAICIN INGESTION REDUCES SYMPTOMS IN PATIENTS WITH CHEMOSENSITIVE FUNCTIONAL DYSPEPSIAV. Hammer; K. Hammer; M. Führer; Johann Hammer, Austria

P1537

THE OUTCOMES AND QUALITY OF LIFE OF CHINESE PATIENTS WITH ACHALASIA AFTER PERORAL ENDOSCOPIC MYOTOMY: A MULTI-CENTER CLINICAL STUDYNan Gao, China; R. Li; D. Shi; D. Zhang; W. Chen

P1538

FUNCTIONAL DYSPEPSIA AND BINGE EATING DISORDERS IN ITALIAN MORBIDLY OBESE PATIENTSA. Santonicola; F. Zingone; L. Pellegrini; C. Ciacci; Paola Lovino, Italy

P1539

METAANALYSIS OF CLINICAL TRIALS ON STW 5J. Müller; B. R. Vinson; S. Rabini; H. Abdel-Aziz; O. Kelber; M. A. Storr; Karen Nieber, Germany; K. Kraft

P1540

IMPACT OF CONCOMITANT DYSPEPSIA AND IRRITABLE BOWEL SYNDROME ON SYMPTOM BURDEN AND PSYCHOSOCIAL CHARACTERISTICS IN PATIENTS WITH GASTROESOPHAGEAL REFLUX DISEASEWei-Yi Lei, Taiwan; S.-H. Wen; C.-H. Yi; J.-S. Hung; T.-T. Liu; C.-L. Chen

P1541

A RANDOMIZED, DOUBLE-BLIND, PLACEBO-CONTROLLED STUDY OF THE ADDITIVE EFFECT OF FAMOTIDINE ON ACOTIAMIDE TREATMENT FOR FUNCTIONAL DYSPEPSIAMariko Hojo, Japan; A. Nagahara; D. Asaoka; T. Takeda; K. Izumi; K. Matsumoto; H. Ueyama; Y. Shimada; K. Matsumoto; S. Watanabe

P1542

INCIDENCE OF REFLUX SYMPTOMS AND EROSIVE ESOPHAGITIS AFTER PERORAL ENDOSCOPIC MYOTOMY (POEM) FOR ACHALASIA: A SYSTEMATIC REVIEW WITH META-ANALYSISAlessandro Repici, Italy; R. Maselli; F. Mazza; E. Cariani; U. Fumagalli; S. Carrara; A. Anderloni; M. Di Leo; E. C. Ferrara; L. Correale; P. A. Galtieri; L. Amato; S. Sferrazza; S. Al Awadhi; M. Khashab; T. Roesch; C. Hassan**Reflux disease, diagnosis**

P1543

ESOPHAGEAL BASELINE IMPEDANCE AS A MARKER OF PATHOLOGICAL GASTROESOPHAGEAL REFLUX IN CHILDRENLukasz Cichy, Poland; K. Fyderek

P1544

SPLITTING ESOPHAGO-GASTRIC JUNCTION MORPHOLOGY TYPE I: A BETTER PREDICTION OF GERD PATIENTS WITH A POSITIVE IMPEDANCE-PH MONITORINGSalvatore Tolone, Italy; E. Savarino; N. De Bortoli; M. Furnari; M. Frazzoni; S. Parisi; V. Savarino; L. Docimo

P1545

EXTENDED BRAVO STUDIES (>48 HRS) OFFER AN ADDITIONAL DIAGNOSTIC YIELD OF GASTRO-OESOPHAGEAL REFLUX DISEASE (GORD) IN PATIENTS WITH NORMAL MULTICHANNEL INTRALUMINAL IMPEDANCE-PH (MII-PH) STUDIES

Christopher Chia, Singapore; I. Miah; J. Jafari; I. Nasr; I. Koumoutsos; T. Wong

P1546

PROLONGED MEASUREMENTS IMPROVE THE ASSESSMENT OF GASTRO-ESOPHAGEAL JUNCTION BARRIER FUNCTION BY HIGH-RESOLUTION MANOMETRY IN GASTRO-ESOPHAGEAL REFLUX DISEASE

Dorothea Jasper, Germany; N. Freitas-Queiroz; M. Hollenstein; B. Misselwitz; P. Layer; M. Fox; J. Keller

P1547

THE DIAGNOSTIC VALUE OF 24-HOUR AMBULATORY INTRAESOPHAGEAL PH-IMPEDANCE IN PATIENTS WITH LARYNGOPHARYNGEAL REFLUX SYMPTOMS COMPARED TO THOSE WITH TYPICAL SYMPTOMS

Y. Serdar Sakin; R. Vardar; B. Sezgin; Z. E. Cetin; Y. Alev; E. Yildirim; T. Kirazli; Serhat Bor, Turkey

P1548

SHOULD MEALS BE BLOCKED DURING AMBULATORY PH MONITORING?

E. Athanasakos; S. Harrington; L. Neilan; A. Raeburn; N. Zarate-Lopez; Anton Emmanuel, United Kingdom; R. Sweis

Barrett's oesophagus: Basic

P1549

HOX GENE EXPRESSION IN BARRETT'S ESOPHAGUS RESEMBLES THAT OF THE COLON, CAN BE MODULATED BY ACID AND BILE EXPOSURE, AND INDUCES BARRETT'S SPECIFIC GENE PRODUCTS

Vincent Janmaat, The Netherlands; A. P. Verhaar; M. J. Bruno; M. C. W. Spaander; M. Peppelenbosch

P1550

EPITHELIUM TYPE AND DISTANCE FROM THE LOWER OESOPHAGEAL SPHINCTER SHOW INFLUENCE ON MUCOSAL BASELINE IMPEDANCE IN BARRETT'S OESOPHAGUS

Christian Lottrup, Denmark; A. L. Krarup; M. Ostapiuk; P. Ejstrup; A. M. Drewes

P1551

WITHDRAWN

Barrett's oesophagus: Clinical

P1552

IMMUNOHISTOCHEMICAL BIOMARKERS FOR RISK STRATIFICATION OF NEOPLASTIC PROGRESSION IN BARRETT ESOPHAGUS: A SYSTEMATIC REVIEW AND META-ANALYSIS

Vincent Janmaat, The Netherlands; S. H. Van Olphen; M. J. Bruno; K. Biermann; L. Looijenga; M. C. W. Spaander

P1553

RADIOFREQUENCY ABLATION IN BARRETT'S ESOPHAGUS : ARE THERE ANY FACTORS PREDICTING LONG TERM REMISSION OF INTESTINAL METAPLASIA?

Joke Vliebergh, Belgium; M. Ferrante; P. H. Deprez; H. Willekens; D. De Looze; H. Orlent; E. Macken; P. Christiaens; F. Mana; G. De Hertogh; R. Bisschops

P1554

DURABILITY OF RADIOFREQUENCY ABLATION IN BARRETT'S OESOPHAGUS WITH DYSPLASIA: A SEVEN-YEAR AUSTRALIAN EXPERIENCE

Edward Tsoi, Australia; G. Cameron; P. Mahindra; R. Williams; P. Desmond; A. Taylor

P1555

MULTIFOCAL NITROUS OXIDE CRYOBALLOON ABLATION WITH OR WITHOUT ENDOSCOPIC MUCOSAL RESECTION (EMR) FOR TREATMENT OF NEOPLASTIC BARRETT'S ESOPHAGUS: PRELIMINARY RESULTS OF A PROSPECTIVE CLINICAL TRIAL IN TREATMENT-NAÏVE AND PREVIOUSLY ABLATED PATIENTS

Marcia Irene Canto, USA; J. A. Abrams; J. A. Almario; L. Voltaggio; E. Montgomery; C. Lightdale

P1556

THE CASE FOR ENDOSCOPIC SUBMUCOSAL DISSECTION IN BARRETT'S CANCER: OUTCOMES FROM A 100 PATIENT SERIES

Sharmila Subramaniam, United Kingdom; F. J. Q. Chedgy; K. Kandiah; S. P. Terzoudis; S. Thayalasekaran; G. Longcroft-Wheaton; P. Bhandari

P1557

SAFETY OF RADIOFREQUENCY ABLATION FOLLOWING ENDOSCOPIC RESECTION IN BARRETT'S NEOPLASIA: DOES RESECTION METHOD MATTER?

Sharmila Subramaniam, United Kingdom; F. J. Q. Chedgy; K. Kandiah; S. Thayalasekaran; P. Bhandari

P1558

WHAT IS THE CLINICAL IMPORTANCE OF AN INCIDENTAL IRREGULAR Z LINE? A LONG-TERM FOLLOW-UP STUDY

David Itskoviz, Israel; A. Vilkin; I. Zvidi; Y. Niv; R. Dickman

P1559
COST-EFFECTIVENESS OF ENDOSCOPIC TREATMENT WITH RADIOFREQUENCY ABLATION FOR PATIENTS WITH BARRETT'S ESOPHAGUS AND LOW GRADE DYSPLASIA IN SPAIN

José Esteban López-Jamar, Spain; P. González Carro; J. B. Gornals Soler; C. Collados; M. Álvarez Orozco; S. Serip

P1560
GOOD AND POOR RESPONDERS TO RADIOFREQUENCY ABLATION FOR BARRETT'S OESOPHAGUS RELATED DYSPLASIA: CAN WE PREDICT WHO THEY ARE?

Edward Tsoi, Australia; G. Cameron; P. Mahindra; R. Williams; P. Desmond; A. Taylor

P1561
LYMPH NODE METASTASIS RISK IN BARRETT'S ADENOCARCINOMA DEPENDING ON THE DEPTH OF TUMOUR INVASION: SHOULD WE ENLARGE THE CURATIVE CRITERIA FOR ENDOSCOPIC RESECTIONS?

Marc O'Brien, France; M. Barret; V. Lepilliez; J. Jacques; J. Rivory; R. Legros; L. Servais; F. Prat; S. Chaussade; D. Sautereau; V. Hervieu; T. Ponchon; M. Pioche

P1562
REDUCING PATIENT'S BURDEN. A MINIMALISTIC APPROACH TO RADIOFREQUENCY ABLATION IN BARRETT'S EPITHELIUM ACHIEVING COMPLETE ERADICATION

Annik W. Gotink, The Netherlands; P. Didden; M. J. Bruno; A. D. Koch

P1563
TEMPORAL TRENDS OF CLINICAL CHARACTERISTICS OF BARRETT'S ESOPHAGUS IN RECENT TEN YEARS IN SOUTH CHINA

X. Yang; Zefeng Zhang, China; W. Sha; Q. Wang

P1564
DEDICATED BARRETT'S OESOPHAGUS SURVEILLANCE LISTS IMPROVES DIAGNOSIS AND DOCUMENTATION OF FINDINGS

Simon Phillpotts, United Kingdom; T. El Menabaway; R. Preedy; K. Besherdas

Oesophageal neoplasia: Clinical

P1565
CLINICAL FEASIBILITY OF ENDOSCOPIC SUBMUCOSAL DISSECTION WITH MINIMUM LATERAL MARGIN OF SUPERFICIAL ESOPHAGEAL SQUAMOUS CELL CARCINOMA

Hiroki Kuwabara, Japan; S. Abe; I. Oda; S. Nonaka; H. Suzuki; S. Yoshinaga; Y. Saito

P1566
KI-67 AND P53 IMMUNOHISTOCHEMISTRY AS AN OBJECTIVE DIAGNOSTIC TOOL FOR MANAGEMENT OF INTRAMUCOSAL TUMOR IN BARRETT'S ESOPHAGUS

Tomoki Shimizu, Japan; J. Fujisaki; H. Kawachi; M. Omae; N. Yamamoto

P1567
PROGNOSIS AND TREATMENT AFTER RECURRENT ESOPHAGEAL CANCER FOLLOWING RO ESOPHAGECTOMY

Toshiaki Tanaka, Japan; S. Matono; N. Mori; H. Hino; K. Kadoya; R. Nishida; K. Saisho; Y. Akagi

P1568
OUTCOMES OF SM INVASIVE BARRETT'S CANCERS FOLLOWING ENDOSCOPIC RESECTION: RADICAL INTERVENTION IS NOT ALWAYS REQUIRED?

Fergus J. Q. Chedgy, United Kingdom; S. Subramaniam; K. Kandiah; S. Thayalasekaran; P. Bhandari

P1569
TOPICAL MITOMYCIN C TREATMENT FOR RELIEVING ESOPHAGEAL RADIATION-INDUCED STENOSIS

L. Zhao; X. Wang; L. Liu; M. Wang; Zhining Fan, China

P1570
RADIOFREQUENCY ABLATION (RFA) IN PATIENTS WITH BARRETT'S ESOPHAGUS RELATED NEOPLASIA - LONG-TERM OUTCOMES OF THE CZECH NATIONAL RFA DATABASE

Jana Krajcova, Czech Republic; O. Ngo; P. Falt; J. Gregar; S. Suchanek; O. Urban; V. Procházka; M. Zavoral; O. Majek; J. Spicak; J. Martinek

P1571
EPIDEMIOLOGY OF ESOPHAGEAL ADENOCARCINOMA IN THE CZECH REPUBLIC. ARE WE AT THE BREAKPOINT OF INCIDENCE?

Radek Kroupa, Czech Republic; T. Pavlik; M. Dastych; S. Konecny; J. Dolina

P1572
ENDOSCOPIC PASSAGE IN PATIENTS WITH ESOPHAGEAL SQUAMOUS CELL CARCINOMA TREATED WITH SURGERY OR CONCURRENT CHEMORADIOTHERAPY: IS IT AN IMPORTANT PROGNOSTIC FACTOR?

Hae Jin Shin, South Korea; H. S. Moon; J. S. Joo; S. H. Kang; J. K. Sung; H. Y. Jeong; B. S. Lee; S. H. Kim; K. D. Kim; J. S. Kim

Acid peptic disease (includes NSAIDs, but not *H. pylori*), epidemiology

P1573
PREVALENCE OF GASTRIC ATROPHY AND INTESTINAL METAPLASIA AMONG PATIENTS WITH GASTRIC AND DUODENAL ULCERS IN SAXONY-ANHALT, A REGION AT INCREASED RISK FOR GASTRIC CANCER

Marino Venerito, Germany; C. Schneider; P. Malfertheiner

Acid peptic disease (includes NSAIDs, but not *H. pylori*), pathogenesis

P1574

PANTOPRAZOLE DOES NOT INFLUENCE THE ANTI-PLATELET EFFECT OF CLOPIDOGREL: A RANDOMIZED CONTROLLED TRIAL

Nayoung Kim, South Korea; Y. J. Choi; H. Yoon; C. M. Shin; D. H. Lee

Gastroduodenal neoplasia: Clinical

P1575 

CHRONIC ATROPHIC GASTRITIS IN ITALY: A POPULATION STUDY ON 10,000 PEOPLE

Francesco Di Mario, Italy; S. Grillo; S. Landi; M. Franceschi; F. Baldassarre; R. Cannizzaro; N. Dal Bo; A. Gnocchi; V. Corrente; A. Bertele; G. Grande; M. Rugge

P1576

RECOVERY OF GASTRIC FUNCTION IN CHRONIC ATROPHIC GASTRITIS: A 3 YEARS STUDY

Francesco Di Mario, Italy; S. Landi; S. Grillo; G. Grande; M. Franceschi; R. Cannizzaro; N. Dal Bo; A. Gnocchi; V. Corrente; A. Bertele; F. Baldassarre; M. Rugge

P1577

LONG-TERM OUTCOMES OF ENDOSCOPIC RESECTION FOR PAPILLARY ADENOCARCINOMA IN EGC

Jae Jin Hwang, South Korea; J. P. Han; Y. S. Cho; J.-H. Cho; H. K. Kim; B. M. Ko; S. J. Hong; I. K. Jung; J. S. Lee

P1578

PROPOSAL FOR A NEW AGGRESSIVE VARIANT OF GASTRIC ADENOCARCINOMA OF FUNDIC GLAND TYPE (A MULTICENTER STUDY OF 50 CASES)

Hiroya Ueyama, Japan; T. Yao; A. Nagahara; Y. Akazawa; H. Komori; T. Takeda; K. Matsumoto; K. Matsumoto; M. Hojo; S. Watanabe

P1579

THE ELEMENTS THAT MAY CAUSE THE DIFFICULTY TO DIAGNOSE EARLY GASTRIC CANCER AFTER HELICO-BACTER PYLORI ERADICATION

Toshiyuki Wakatsuk, Japan; S. Furutachi; H. Yamashita

P1580

THE YIELD OF PEPSINOGEN TESTING IN A GENERAL POPULATION SAMPLE OF CAUCASIAN ORIGIN

Olga Sjomina, Latvia; J. Pavlova; P. Janovics; I. Kikuste; A. Vanags; I. Tolmanis; D. Rudzite; I. Polaka; I. Kojalo; I. Liepniece-Karele; S. Isajevs; D. Santare; V. Pirags; J. Pahomova; V. Dzerve; M. Leja

P1581

FACTORS THAT ARE ASSOCIATED WITH UPGRADE DIAGNOSIS TO SUBMUCOSA OR LYMPHOVASCULAR INVASIVE EARLY GASTRIC CANCER FROM HIGH GRADE DYSPLASIA
R. Daegon; D. Kang; H. Kim; C. Choi; S. Park; S. Kim; H. Nam; J. Jeon; Jinhyuck Cho, South Korea; J. Park; S. Lee

P1582

WHAT ARE THE FACTORS ASSOCIATED WITH DIFFICULT GASTRIC ENDOSCOPIC SUBMUCOSAL DISSECTION?

R. Daegon; D. Kang; H. Kim; C. Choi; S. Park; S. Kim; H. Nam; Jinhyuck Cho, South Korea; J. Park

P1583

CLINICAL IMPACT OF OBESITY FOR THE PATIENTS WHO UNDERGO ENDOSCOPIC SUBMUCOSAL DISSECTION

Donghoon Kang, South Korea; J. M. Park; M.-G. Choi

P1584

ENDOSCOPIC PAPILLECTOMY FOR AMPULLARY ADENOMAS: AN ITALIAN SINGLE CENTRE EXPERIENCE

Francesca Parmeggiani, Italy; M. Cavina; P. Cecinato; F. Azzolini; V. Iori; G. Sereni; C. Tioli; F. Decembrino; R. Zecchini; R. Sassatelli

P1585

THE EFFECTIVENESS AND LONG-TERM OUTCOMES OF CARCINOMATOSIS AND ASCITES STATUS OF PALLIATIVE TREATMENT IN THE PATIENTS OF ADVANCED GASTRIC CANCER WITH BOWEL OBSTRUCTION : STENT PLACE-MENT VERSUS PALLIATIVE SURGERY

Yong Eun Park, South Korea; J. C. Park; Y. C. Lee; S. K. Lee; S. K. Shin; H. Chung

P1586

A NOVEL METHOD OF LAPAROSCOPIC-ENDOSCOPIC COOPERATIVE SURGERY FOR GASTROINTESTINAL STROMAL TUMORS OF THE STOMACH

Eriko Yasutomi, Japan; R. Takenaka; Y. Sato; K. Takei; S. Okanoue; A. Matsumi; S. Oka; D. Kawai; J. Kataoka; K. Takemoto; H. Tsugeno; S. Fujiki; T. Matsumura; M. Nishizaki

P1587

GASTROINTESTINAL STROMAL TUMORS IN THE STOMACH - LONG-TERM PROGNOSIS AFTER CURATIVE RESECTION

Chul Hong Park, South Korea; C. J. Park; S. Pyeon; B. E. Lee; G. H. Kim; G. A. Song

P1588

IS RADICAL SURGERY NECESSARY IN ALL PATIENTS WHO ARE DIAGNOSED WITH EARLY GASTRIC CANCER WITH DEEP SUBMUCOSAL INVASION? RETROSPECTIVE STUDY IN A SINGLE CENTER

Shin Kono, Japan; M. Fukuzawa; T. Itoi

P1589

ANALYSIS OF MICROVASCULAR DENSITY IN GASTRIC TUMOR USING MAGNIFYING ENDOSCOPY COMBINED WITH A NARROW-BAND IMAGING SYSTEM

Masashi Kawamura, Japan; H. Naganuma; R. Shibuya; T. Kikuchi; Y. Sakai; F. Nagasaki; E. Nomura; N. Suzuki; E. Saito

P1590

POORLY COHESIVE CARCINOMA OF EARLY GASTRIC CANCER, IS ENDOSCOPIC TREATMENT REALLY RISKY?
[Sun Hyung Kang](#), South Korea; J. S. Kim; H. S. Moon; E. S. Lee; S. H. Kim; J. K. Sung; B. S. Lee; H. Y. Jeong

Upper GI / intestinal health services research

P1591

LYMPHOCYTIC GASTRITIS IS PRESENT IN CELIAC DISEASE AND IMPROVES AFTER GLUTEN FREE DIET
[Dolores Gabrieli](#), Italy; G. Valerii; F. Ciccone; M. Di Ruscio; D. Serva; A. Capannolo; A. Viscido; D. Melideo; F. Giuseppe; S. Necozone; G. Latella

P1592 ✦

THE INCIDENCE OF SELF-MEDICATION OF UPPER-GASTROINTESTINAL SYMPTOMS IN ALBANIAN COMMUNITY PHARMACIES
[Alba Themeli](#), Albania; E. Pistja

P1593

SHOULD GENERAL PHYSICIANS/INTERNISTS OR GI SPECIALISTS MANAGE PEPTIC ULCER DISEASE?
[Benedict Porter](#), United Kingdom; L. Lim; R. Logan

P1594

IMPROVEMENT OF APPROPRIATENESS OF UPPER GI ENDOSCOPY FOR OUT-PATIENTS THROUGH SELECTION AND INTRODUCTION OF GASTROPANEL: A SINGLE-CENTRE PROSPECTIVE STUDY
 G. Baldassarre; O. Messina; F. Tomba; [Antonio Ferronato](#), Italy; D. Sella; A. Antico; M. P. Panozzo; F. Di Mario; M. Franceschi

Pathogenesis: Host factors / immunology / inflammation

Poster Session

09:00 - 14:00

Hall X5

H. pylori III

P1595 

CLINICAL, HISTOPATHOLOGICAL, IMMUNOLOGICAL AND MICROBIOLOGICAL CHARACTERIZATION IN A COHORT OF PATIENTS OF TREATMENT-RESISTANT HELICOBACTER PYLORI INFECTION
[Oddmund Andreas A. Nestegard](#), Norway; B. Moayeri; R. Goll; K. Osther; F.-A. Halvorsen; T. Tønnesen; S. W. Sørbye; K. Melby; J. Florholmen

P1596

H. PYLORI-SPECIFIC INDUCTION OF TH17 IMMUNE RESPONSE
[Arne Kandulski](#), Germany; W. Schirrmeister; A. Link; C. Langner; T. Kalinski; P. Malfertheiner

P1597

CURCUMIN UPREGULATES INDOLEAMINE 2,3-DIOXYGENASE (IDO) AND DOWNREGULATES INTERLEUKIN (IL)-17 PRODUCTION IN HELICOBACTER PYLORI-INFECTED HUMAN GASTRIC MUCOSA
[Tiziana La Russa](#), Italy; E. Suraci; S. Gervasi; R. Placida; R. Marasco; M. Imeneo; F. Luzzo

P1598

DECREASED GHRELIN RELEASE: POTENTIAL LINK BETWEEN HELICOBACTER PYLORI INFECTION AND CARDIOVASCULAR DISEASE?
[Antonia Gaus](#), Germany; P. Layer; V. Andresen; J. J. Holst; J. Keller

P1599

THE PREDICTORS OF THE GASTRODUODENAL ZONE EROSION-ULCERATIVE LESIONS DEVELOPMENT IN PATIENTS WITH LEUKEMIA
[Igor Skrypnyk](#), Ukraine; G. Maslova; R. Skrypnyk

Treatment

P1600

COMPARISON BETWEEN A POTASSIUM-COMPETITIVE ACID BLOCKER AND A PROTON PUMP INHIBITOR FOR THE EFFICACY OF HELICOBACTER PYLORI ERADICATION IN JAPANESE PATIENTS
[Yoshiharu Yamaguchi](#), Japan; H. Noda; S. Noguchi; T. Yoshimine; S. Goji; K. Adachi; Y. Tamura; S. Izawa; M. Ebi; S. Yamamoto; N. Ogasawara; Y. Funaki; M. Sasaki; K. Kasugai

P1601

EFFICACY AND TOLERABILITY OF A TRIPLE THERAPY CONTAINING A POTASSIUM-COMPETITIVE ACID BLOCKER AS FIRST-LINE TREATMENT FOR HELICOBACTER PYLORI INFECTION
[Sho Suzuki](#), Japan; T. Gotoda; C. Kusano; K. Iwatsuka; M. Moriyama

P1602

A COMPARATIVE STUDY OF POTASSIUM-COMPETITIVE ACID BLOCKER (VONOPRAZAN) AND PROTON PUMP INHIBITORS IN HELICOBACTER PYLORI ERADICATION THERAPY
[Hiroko Suda](#), Japan; K. Sakurai; Y. Ido; T. Takeichi; A. Okuda; K. Hasuda; M. Masahiro Hattori

P1603

EFFECT OF VONOPRAZAN IN TRIPLE THERAPY FOR ERADICATION OF HELICOBACTER PYLORI: INTERIM ANALYSIS OF A SINGLE-CENTRE RANDOMISED CONTROLLED TRIAL
[Hayato Sasaki](#), Japan; K. Fujimasa; M. Yamasaki; T. Fujioka; H. Makita; T. Yamasaki; N. Tokuhiko; T. Satoh



P1604

A COMPARISON BETWEEN HYBRID AND CONCOMITANT REGIMENS FOR HELICOBACTER PYLORI ERADICATION: A RANDOMIZED CLINICAL TRIALZohreh Bari, Iran; S. Alhooei; H. Fakheri; V. Hosseini; I. Maleki; S. M. Valizadeh; T. Taghvaei; A. Kazemi

P1605

COMPARISON OF LEVOFLOXACIN -AND CLARTHROMYCIN- CONTAINING SEQUENTIAL THERAPIES FOR HELICOBACTER PYLORI ERADICATION IN IRAN;A RANDOMIZED CLINICAL TRIALMarjan Mokhtare, Iran; S. Agah; M. Nikkhah; M. Masoodi

P1606

EFFICACY OF FIRST-LINE BISMUTH-CONTAINING QUADRUPLE THERAPIES WITH LEVOFLOXACIN OR CLARITHROMYCIN FOR THE ERADICATION OF HELICOBACTER PYLORI INFECTION: A ONE-WEEK, OPEN-LABEL, RANDOMIZED TRIALXiaoying Zhou, China; G. Zhang

P1607

ESOMEPRAZOLE BASED TRIPLE THERAPY REGIMENS (EAC/EAM) ON H.PYLORI ERADICATION THERAPY SHOWED HIGH SUCCESS RATE EVEN IF ON EM OF CYP2C19 POLYMORPHISM OR CAM RESISTANCETakuji Yamasaki, Japan; M. Chibai; T. Nakayoshi; S. Watanabe**Coeliac disease (adult)****Poster Session**09:00 - 14:00
Small intestinal III

Hall X5

P1608

THE CLINICAL AND PHENOTYPIC ASSESSMENT OF SERONEGATIVE VILLOUS ATROPHY: A PROSPECTIVE UK CENTRE EXPERIENCE EVALUATING 200 CASES OVER A 15 YEAR PERIOD (2000-2015)Imran Aziz, United Kingdom; M.F. Peerally; J.-H. Barnes; V. Kandasamy; J. C. Whiteley; D. Partridge; P. Vergani; S. S. Cross; P. H. Green; D. S. Sanders

P1609

PREVALENCE OF DYSBIOSIS AND EFFECT OF LOW FOD-MAP DIET IN CELIAC DISEASE PATIENTS WITH IBS-LIKE SYMPTOMSIda Strindmo, Norway; K. Nuland; G. Kahrs; J. G. Hatlebakk

P1610

HAPTOGLOBIN-2 GENE EXPRESSION IN CELIAC DISEASE, NON CELIAC GLUTEN SENSITIVITY AND TYPE 1 DIABETIC PATIENTSR. Freire; Anna Sapon, USA; C. Sturgeon; S. Camhi; S. Patel; M. M. Leonard; A. Fasano

P1611

BONE MINERAL DENSITY PREDICTS DUODENAL MUCOSAL HEALING IN ADULT PATIENTS WITH CELIAC DISEASE ON GLUTEN-FREE DIETTiziana La Russa, Italy; E. Suraci; R. Marasco; M. Imeneo; F. Lizza

P1612

COELIAC DISEASE IN INDIVIDUALS WITH FERTILITY PROBLEMS - A REGIONAL EXPERIENCEKirsty Macfarlane, United Kingdom; H. N. Haboubi; J. Bailey; E. Thomas; A. Abdul-Sattar; K. Younas; A. Gebriil; Z. Shehadeh; H. Thompson-Jones; A. Bunkheila; C. Ch'Ng

P1613

OVERWEIGHT STATUS AT DIAGNOSIS OF CELIAC DISEASE IN ADULTS INCREASES RISK FOR METABOLIC SYNDROME AFTER GLUTEN EXCLUSIONKonstantinos Fthymakis, Italy; M. Serio; F. Del Cotto; A. Milano; F. Laterza; A. Bonitatibus; M. Neri

P1614

PREVALENCE OF CELIAC DISEASE AMONG SYMPTOMATIC PATIENTS IN KUWAIT; A POPULATION BASED RETROSPECTIVE COHORT STUDYA. Alfadhli; Mohamed Alborai, Egypt; Y. Al-Shamali; I. Al-Jumah; S. George; M. O. Nour

P1615

NATIONWIDE POPULATION-BASED COHORT STUDY OF CELIAC DISEASE AND RISK OF EHLER DANLOS SYNDROME AND JOINT HYPERMOBILITY SYNDROMEMonika Laszkowska, USA; A. Roy; B. Lebowhl; P. H. Green; H. Sundelin; J. Ludvigsson

P1616

USEFULNESS OF CAPSULE ENDOSCOPY IN CELIAC DISEASE: A EUROPEAN MULTICENTER STUDYEnrique Perez-Cuadrado Robles, Spain; M. Lujan; J. García Lledó; J. F. Juanmartiñena Fernández; L. Elli; V. A. Jimenez Garcia; J. Egea Valenzuela; J. Valle Muñoz; C. Carretero; N. Alonso Lázaro; M. Sanjuan Acosta; F. Sánchez Ceballos; B. Rosa; B. González-Suárez**Malabsorption syndromes and food enteropathies (adult)**P1617 **HOW MUCH GLUTEN IS THE GENERAL POPULATION CONSUMING AND DOES IT RELATE TO SYMPTOMS?**Matthew Kurien, United Kingdom; I. Aziz; N. Trott; D. Brien; H. George; L. Marks; J. Richardson; R. Rigby; D. S. SandersP1618 **A SELF-ADMINISTERED BLIND GLUTEN CHALLENGE ASSOCIATED TO AN ANDROID/IOS APPLICATION (TEST33®) TO DIAGNOSE NON-CELIAC GLUTEN SENSITIVITY**Luca Elli, Italy; L. Roncoroni; C. Tomba; A. Catania; V. Lombardo; D. Conte; F. Branchi; F. Ferretti; M. T. Bardella

P1619

PREDICTORS OF RESPONSE TO TEDUGLUTIDE AMONG PATIENTS WITH PARENTAL NUTRITION-DEPENDENT SHORT BOWEL SYNDROME

Francisca Joly, France; S. M. Gabe; D. L. Seidner; F. Mu; J. Xie; S. S. Kelkar; K. Chen; C. Olivier

P1620

LACTOSE MALABSORPTION IN SUBJECTS WITH SELF-PERCEIVED MILK INTOLERANCE ASSESSED WITH THE ROMA III QUESTIONNAIRE FOR IBS

Flavio Valiante, Italy; A. Buda; M. De Bona; A. Bellumat; M. Tollardo; M. De Boni

P1621

POST HOC ANALYSIS OF POLYPS IN 9 SHORT BOWEL SYNDROME PATIENTS TREATED WITH TEDUGLUTIDE

Palle Bekker Jeppesen, Denmark; S. Rudzki; D. Armstrong; A. Forbes; H.-M. Lee

Small intestinal neoplasia

P1622

THE UTILITY OF SMALL INTESTINE CAPSULE ENDOSCOPY AND BALLOON-ASSISTED ENTEROSCOPY IN THE DIAGNOSIS OF SMALL INTESTINAL TUMORS

Ryosuke Miyazaki, Japan; Y. Nagata; R. Sawada; M. Ogawa; T. Nishimura; S. Kanba; D. Ide; T. Iwasaki; Y. Nakao; J. Mitobe; M. Mitsunaga; S. Arihiro; M. Matsuoka; T. Kato; M. Saruta

P1623

DOUBLE BALLOON ENTEROSCOPY IN SMALL BOWEL TUMORS: 11 YEARS' EXPERIENCE AT A TERTIARY-CARE HOSPITAL

Marta Gravito-Soares, Portugal; E. Gravito-Soares; S. Lopes; N. Almeida; P. Figueiredo; C. Sofia

P1624

RISK FACTORS FOR ADVANCED SMALL BOWEL DISEASE IN FAMILIAL ADENOMATOUS POLYPOSIS: A PROSPECTIVE, SINGLE-CENTER STUDY

Marianny Sulbaran, Brazil; F. G. Campos; U. Ribeiro Jr; H. S. Kishi; E. G. H. De Moura; P. Sakai; L. Bustamante-López; M. Tomitao; S. C. Nahas; A. V. Safatle-Ribeiro

P1625

ONCOFETAL PROTEIN IMP3 EXPRESSION IN LYMPH NODE METASTASES OF SMALL-INTESTINE NEUROENDOCRINE NEOPLASMS: A NEW PREDICTOR OF RECURRENCE INDEPENDENT OF THE KI-67 INDEX

S. Massironi; A. Del Gobbo; F. Cavalcoli; S. Fiori; D. Conte; A. Pelleggrinelli; Alessandra Zilli, Italy; M. Milione; S. Ferrero

P1626

ENDOSCOPIC CHARACTERIZATION OF GASTROINTESTINAL STROMAL TUMORS OF THE SMALL BOWEL USING DOUBLE-BALLOON ENTEROSCOPY

Álvaro Martínez-Alcalá, USA; J. P. Gutierrez; P. T. Kroener; K. Mönkemüller

Obesity**Poster Session**

09:00 - 14:00

Hall X5

Nutrition III

P1627

THE FIRST PROCEDURELESS GASTRIC BALLOON FOR WEIGHT LOSS: FINAL RESULTS FROM A MULTI-CENTER, PROSPECTIVE STUDY EVALUATING SAFETY, EFFICACY, PARTICIPANT PREFERENCE, AND LONG TERM FOLLOW-UP
R. Chuttani, USA; I. Raftopoulos; A. Giannakou; K. Ioannis; M. Bojkova; T. Kupka; M. Buzga; K. Stecco; S. Levy; S. Gaur; E. Machytka

P1628

CHILD WEIGHT STATUS INFLUENCES THE IMPROVEMENT IN INSULIN SENSITIVITY FOLLOWING A SHORT-TERM ENERGY RESTRICTION IN SEVERELY OBESE PATIENTS
E. Baldry; Guruprasad Aithal, United Kingdom; P. C. Leeder; I. R. Idris; A. Bennett; I. A. Macdonald

P1629

ARGON PLASMA COAGULATION FOR FAILED ROUX-AND-Y GASTRIC BYPASS (RYGB): AN ENDOSCOPIC ALTERNATIVE IN BARIATRIC PATIENTS WITH WEIGHT REGAIN
Bruno Q. Sander, Brazil; G. A. P. Baretta; J. I. B. Scarparo; R. Fittipaldi-Fernandez; J. Schemberk Jr; M. P. Sander; M. Galvao Neto

P1630

ASSESSMENT OF THE EFFECTIVENESS OF DIET REDUCING WEIGHT GAIN IN POSTMENOPAUSAL OVERWEIGHT WOMEN

K. Lokiec; Ewa Maria Walecka-Kapica, Poland; C. Rudnicki; K. Stec-Michalska

P1631

USING AN INTRAGASTRIC BALLOON FOR A SECOND TIME: IS IT A GOOD ATTEMPT?

Ricardo Jose Fittipaldi-Fernandez, Brazil; C. F. Diestel; M. Passos Galvão Neto

P1632

CD24 POLYMORPHISMS ARE ASSOCIATED WITH OBESITY RISK

I. Boustanaï; D. Sion; N. Shemesh; S. Shapira; D. Kazanov; S. Zigdon; L. Galazan; A. Leshno; S. Abu-Abeid; S. Kraus; Nadir Arber, Israel



Nutrients and gut function

P1633

LYSOZYME FRACTION FROM DONKEY MILK (DM) SUPPORTS VISCERAL ANTINOCICEPTIVE PROPERTIES OF DM, REDUCES PROTEASE ACTIVITY AND RESTORES ANTIMICROBIAL LEVELS IN PANETH CELLS IN A MODEL OF CHRONIC STRESS IN MICE

Sophie Yvon, France; V. Bézirard; V. Tondereau; C. Harkat; G. Jard; H. Tormo; D. Ali Haimoud-Lekhal; M. Peter; H. Eutamene

P1634

WITHDRAWN

P1635

DEVELOPMENT AND VALIDATION OF A GLIADIN 33-MER-BASED IMMO-ASSAY FOR THE MONITORING OF A GLUTEN-FREE DIET

Dmitri Rehan, Germany; F.-P. Armbruster; J. Stein

P1636

ANALYSIS OF TREATMENT RESULTS WITH TEDUGLUTIDE ON INTESTINAL ABSORPTION AND NUTRITIONAL STATUS IN PATIENTS WITH SHORT BOWEL SYNDROME

Sophie Pevny, Germany; S. Maasberg; M. Karber; B. Knappe-Drzikova; D. Thurmann; U. A. Gerlach; V. A. Müller; A. Pascher; U.-F. Pape

P1637

FOLATE SUPPLEMENTATION PROMOTES STEMNESS ON HT-29 COLORECTAL CANCER CELL LINE VIA NOTCH1 SIGNALING PATHWAY

J. M. Rodriguez; R. Troncoso; C. Fuentes; D. Bunout; M. P. De La Maza; Sandra Hirsch, Chile

P1638

ORAL INTAKE OF PURIFIED AQUEOUS SOLUTION OF OAT BETA-GLUCANS HAS LIMITED EFFECT ON OXIDATIVE STRESS IN PATIENTS WITH CHRONIC GASTRITIS: A PILOT PHASE II CLINICAL TRIAL

Rafal Filip, Poland; S. Gudej; J. Wilczak; M. Juszczak; E. Lange; J. Harasym; D. Suchecka; K. Blaszczyk; J. Gromadzka-Ostrowska

Enteral and parenteral nutrition

P1639 

CT-GUIDED PERCUTANEOUS GASTROSTOMY/JEJUNOSTOMY FOR FEEDING AND DECOMPRESSION

Heinz Albrecht, Germany; P. Schlechtweg; A. F. Hagel; T. Foertsch; M. F. Neurath; J. Mudter

P1640  

PERFORMANCE OF THREE PROGNOSTIC RISK SCORES IN PREDICTING OUTCOMES IN ELDERLY NON-MALIGNANT PATIENTS AFTER PERCUTANEOUS GASTROSTOMY

Ç. Kalkan; A. Ç. Kartal; Fatih Karakaya, Turkey; A. Tüzün; I. Soykan

P1641 

KNOWLEDGE, ATTITUDES AND EXPERIENCES OF INTERNAL MEDICINE TRAINEES TOWARDS ENTERAL FEEDING TUBE: RESULTS FROM MULTICENTER SURVEY OF CURRENT PRACTICE

Taehyung Kwon, South Korea; Y. J. Lee; S.-E. Kim; J. Y. Choi; D. K. Chang; E. R. Kim; J.-O. Kim; S. R. Jeon; E. Y. Kim; J.-S. Koo; S. J. Park; S.-J. Koh; Y. K. Cho; S.-K. Park; J. Y. Yoon; C. H. Choi; H. S. Moon

P1642 

THIRTY-DAY MORTALITY AFTER PERCUTANEOUS GASTROSTOMY BY ENDOSCOPIC VERSUS RADIOLOGIC PLACEMENT: A SYSTEMATIC REVIEW AND META-ANALYSIS

Joo Hyun Lim, South Korea; S. H. Choi; C. Lee; J. I. Yang; J. S. Kim

P1643

SERUM TRACE ELEMENTS AND PROTEINS BEFORE ENDOSCOPIC GASTROSTOMY AND DURING LONG TERM ENTERAL FEEDING

Jorge Fonseca, Portugal; C. A. Santos

P1644

TREATMENT OF SHORT BOWEL SYNDROME WITH GLP-2-ANALOGUE TEDUGLUTIDE - FIRST CLINICAL DATA FROM TUEBINGEN UNIVERSITY HOSPITAL, GERMANY

Marc Schoeler, Germany; S. Bernhard; T. Klag; H. Mühlberg; N. Malek; M. Götz; J. Wehkamp

P1645

ADJUSTING THE TIMING OF REFEEDING AFTER PERCUTANEOUS ENDOSCOPIC GASTROSTOMY PLACEMENT - WHEN EARLY IN NOT TOO EARLY!

Tiago Cúrdia Gonçalves, Portugal; S. Monteiro; M. Barbosa; S. Xavier; P. Boal Carvalho; C. Marinho; J. Cotter

P1646

ANAESTHETIST ASSISTED PERCUTANEOUS ENDOSCOPIC GASTROSTOMY WITH GASTROPEXY; A SAFE AND EFFICIENT PROCEDURE

Ioannis Stasinou, United Kingdom; M. Lim; H. Dent; C. Nunes

P1647

EFFECT OF ENTERAL NUTRITION ON METABOLIC SYNDROME WITH NONALCOHOLIC FATTY LIVER DISEASE IN ELDERLY PATIENTS

Wei Wang, China

Poster Session

09:00 - 14:00

Hall X5

Clinical cases: Liver and pancreas 

Cc41

SPONTANEOUS BACTERIAL PERITONITIS BY LISTERIA MONOCYTOGENES: A RARE DISEASE

Rui Gaspar, Portugal; S. Rodrigues; G. Macedo

- Cc42**
DIFFUSE LARGE B-CELL LYMPHOMA PRESENTED AS A REFRACTORY ASCITES - A SINGULAR CASE
Diana Martins, Portugal; P. Sousa; J. Pinho; R. Araújo; E. Cancela; A. Castanheira; P. Ministro; A. Silva
- Cc43**
HEPATITIS B VIRUS REACTIVATION DURING THERAPY WITH SOFOSBUVIR AND SIMEPREVIR IN PATIENT WITH HEPATITIS B VIRUS/HEPATITIS C VIRUS CO-INFECTION
Tarek Besheer, Egypt; M. Abd El-Maksoud; A. M. Elnakib
- Cc44**
HEPATIC NODULES IN PATIENT RECEIVING THERAPY FOR CHRONIC HEPATITIS B - JUST A COINCIDENCE?
Marta Patita, Portugal; R. Barosa; G. Nunes; D. Gonçalves; M. J. Brito; C. Fonseca
- Cc45**
MULTIPLE LIVER ABSCESSSES IN A PATIENT WITH CHRONIC GRANULOMATOUS DISEASE - TREATMENT DIFFICULTIES
Mihaela Bataneant, Romania; O. Belei; M. Pop; S. Arghirescu; P. Urtila; A. Popoiu; S. Cerbu; C. Popoiu
- Cc46**
SURVIVAL OF A CASE OF ACUTE FATTY LIVER OF PREGNANCY (AFLP) WITH ACUTE PANCREATITIS (AP)
O. M. Alhaddad; M. M. Alsabaawy; Omar A. Elshaarawy, Egypt; E. A. Rewisha; T. A. Salman; H. Badran; I. A. Waked
- Cc47**
SUBACUTE OPHTHALMOPLEGIA IN A CIRRHOTIC PATIENT
Pedro Marques Da Costa, Portugal; S. Bernardo; C. M. Moura; N. Fatela; R. T. Marinho; F. Ramalho; J. Velosa
- Cc48**
THE PROBLEMATIC OF LIVER NODULE... NOT ALWAYS HISTOLOGY IS DEFINITIVE
Elisa Soares, Portugal; M. Gravito-Soares; D. Gomes; J. Fraga; M. Cipriano; S. Carlos
- Cc49**
SUCCESSFUL STENTING OF A STENOSIS IN THE HEPATIC VENOUS OUTFLOW TRACT IN A PATIENT WITH SECONDARY BUDD-CHIARI-SYNDROME AND REFRACTORY ASCITES
Patrick Roger Aepli, Switzerland; D. Venetz; M. Hoffmann
- Cc50**
BUDD CHIARI SYNDROME SECONDARY TO ESSENTIAL THROMBOCYTHEMIA SHOWING CLINICAL AND MOLECULAR REMISSION ON PEGYLATED INTERFERON ALFA TREATMENT: CASE REPORT
F. S. Mohamed; Sameh A. Lashen, Egypt; A. A. Abdelmoety
- Cc51**
ACUTE PORTAL VEIN THROMBOSIS AND HEPATITIS E IN A CIRRHOTIC PATIENT - ADDING INSULT TO INJURY
Diogo Branquinho, Portugal; E. Gravito-Soares; S. Campos; R. Cardoso; L. Tomé; C. Sofia
- Cc52**
LAMIVUDINE IN FULMINANT LIVER FAILURE DUE TO ACUTE HBV INFECTION IN INFANT
Tudor Lucian Pop, Romania; A. Grama; A. Popa
- Cc53**
ENDOSCOPIC TREATMENT OF BRONCHOBILIARY FISTULA AFTER LIVER METASTASIS RESECTION: CASE REPORT
T. F. De Souza; Victor Andrade, Brazil; V. G. Garcia; M. Frazão; L. Marques; E. Grecco
- Cc54**
PYLORIC GLAND ADENOMA OF THE COMMON BILE DUCT: A CASE REPORT AND REVIEW OF LITERATURE
Gian Carlo A. Carpio, Philippines; G. T. Ang; A. E. Ismael
- Cc55**
THERAPEUTIC CHALLENGES IN PANCREATIC ASCITES: MASSIVE THROMBOEMBOLISM AND THE ROLE OF ENDOSCOPY
Paula Sousa, Portugal; D. Martins; J. Pinho; R. Araújo; E. Cancela; A. Castanheira; P. Ministro; A. Silva
- Cc56**
FRANTZ'S TUMOR: A RARE PANCREATIC NEOPLASM INCIDENTALLY DIAGNOSED
Claudio Martins, Portugal; C. Teixeira; É. Gamito; A. P. Oliveira
- Cc57**
A RARE CASE OF PANCREATIC EWINGS SARCOMA PRESENTING WITH OBSTRUCTIVE JAUNDICE AND GASTRIC OUTLET OBSTRUCTION
Vijay Sharma, India; A. Agarwal; R. Sharma
- Cc58**
BILIARY LEAK AFTER TRANSCATHETER ARTERIAL CHEMO-EMBOLIZATION SUCCESSFULLY TREATED BY ERCP: A RARE CASE REPORT
Wei Shen, China; X. Liu
- Cc59**
INTESTINAL MIGRATION OF ENDOVASCULAR COIL - A RARE CAUSE FOR LOWER INTESTINAL BLEEDING
Diana Martins, Portugal; P. Sousa; J. Fernandes; R. Araújo; A. Castanheira; A. Silva
- Cc60**
METASTATIC NEUROENDOCRINE TUMOR - A CHALLENGING DIAGNOSTIC MARCH
Marta Patita, Portugal; R. Barosa; G. Nunes; J. Nogueira; M. J. Brito; C. Fonseca

Visit the Scientific Centre in **Halls X4 and X5**,
hosting all possibilities to present your abstract



View the programme schedule directly in the
UEG Week App (www.ueg.eu/app) and on www.ueg.eu/week



Get ready for
practice on Level 1



HANDS-ON @ UEG WEEK

Sat - Tue 9:00 - 18:00

Wed 9:00 - 14:00



Ultrasound Learning Area

- Meet with ultrasonography experts
- Take part in a 2-day basic and advanced course of ultrasonography with real-time video clips

Surgical Learning Area

Surgical Hands-on Training and educational modeling in GI Surgery in sync with associated disciplines

ESGE Learning Area

ESGE Hands-on Training in cooperation with ESGENA

- Take the opportunity to hone your endoscopy skills
- check the programme for session details

ESGE Lecture Theatre

Meet and learn from leading experts

ESGE eLibrary Learning Centre

View latest ESGE releases



ESGE Learning Area

The **European Society of Gastrointestinal Endoscopy** welcomes all delegates of UEG Week to the ESGE Learning Area where many accomplished doctors and nurses volunteer their expertise for you: to promote good endoscopy, to show the basics as well as the latest developments, to support training and to offer small-group teaching activities to everyone with a real interest in the how and why of current endoscopy. The ESGE Learning Area provides a unique and ideal platform for live encounter and interaction among aspiring endoscopists and renowned experts in the field.

Please come and be a part of it!

The programme is as of September 16, 2016.



ESGE Learning Area

Hands-on Training Centre

Test your skills and experience the latest technology. The 90-minute training sessions in the Hands-on Theatre offer unique access to state of the art endoscopic equipment and accessories. Participants will have the opportunity to look, learn, ask questions and perform techniques themselves under personal doctor and nurse tutoring. In cooperation with ESGENA, the aim of this activity is to increase the awareness of diagnostic and therapeutic techniques and to offer delegates the possibility of checking their skills. Basic and advanced training is offered. Advanced endoscopists are welcome to join the Monday sessions. Here we focus on EUS and FNA procedures where experience with a scope is necessary. The pediatric stations are limited to doctors working in child medicine.

Registration

There is limited availability of tickets for the training sessions from Saturday to Monday. Please go to the ESGE desk in the Learning Area and secure your ticket (starts on Saturday at 9:00). Participation will be on a first-come-first-served basis. To maintain a high standard of teaching each workstation is limited to a maximum of eight participants.

Endoscopic training on GI Simulators is available on a walk-in basis throughout UEG Week as are the Hands-on sessions on Tuesday and Wednesday.

ESGE Learning Area 2015



Saturday, October 15, 2016

- EMR
- Hemostasis (injection, clipping, varices ligation)
- Polypectomy/colonoscopy
- ERCP

Session 1 14:00 – 15:30

Session 2 16:00 – 17:30

Sunday, October 16, 2016

- EMR
- Hemostasis (injection, clipping, varices ligation)
- Polypectomy/colonoscopy
- ERCP

Session 1 11:00 – 12:30

Session 2 14:00 – 15:30

Session 3 16:00 – 17:30

Monday, October 17, 2016

- FNA – fine needle aspiration
- EUS – endoscopic ultrasound
- Pediatric endoscopy – (Dilation, PEG, Bleeding)

Session 1 10:30 – 12:00

Session 2 12:30 – 14:00

Session 3 14:30 – 16:00

Tuesday, October 18, 2016*No registration required*

9:30 – 11:00

- Colonoscopy – the basics
- Modern clip (OTSC) treatment for bleeding, fistulae and perforations
- RFA Balloon Catheter for treatment of Barrett's Esophagus
- Image enhancement systems: Zoom and BLI endoscopy

11:30 – 13:00

- Hands-on experience of the instinct clip and hemostasis
- Colonoscopy: From better navigation to better lesion detection
- EUS FNA/FNB – disease states and procedural advances

14:00 – 15:30

- EUS anatomy and diagnostics
- Modern clip (OTSC) treatment for bleeding, fistulae and perforations
- Image enhancement systems: Zoom and BLI endoscopy

16:00 – 17:30

- Hands-on experience of the instinct clip and hemostasis
- Colonoscopy: From better navigation to better lesion detection
- RFA Balloon Catheter for treatment of Barrett's Esophagus
- Hemostasis – injection therapy and band ligation

Wednesday, October 19, 2016*No registration required*

9:30 – 11:00

- Hands-on experience of the instinct clip and hemostasis
- Colonoscopy: From better navigation to better lesion detection
- RFA Balloon Catheter for treatment of Barrett's Esophagus
- EUS FNA/FNB – disease states and procedural advances

11:30 – 13:00

- Modern clip (OTSC) treatment for bleeding, fistulae and perforations
- FNA – fine needle aspiration
- Image enhancement systems: Zoom and BLI endoscopy

ESGE E-learning Stations

The ESGE E-learning Stations offer UEG Week delegates the opportunity to view the latest training material on video screens with headphone sound transmission.

The ESGE teaching units presented at the Learning Area are otherwise only available to ESGE members via the ESGE website. If you are not already a member of ESGE, this is your chance to catch a glimpse of one of the many benefits ESGE provides when you join.

The ESGE teaching units are complemented by selected video submissions from ASGE and JGES. Any time you are in the Learning Area take a seat, grab a headphone and tune in to the topic of your interest.

On Tuesday the live demonstration sessions broadcast to the large auditorium at the Austria Center from the Hôpital Erasme, Brussels will additionally be projected to a large screen in the Learning Area. We want to make sure you do not miss the important things – wherever you are.

ESGE Lecture Theatre

In the ESGE Lecture Theatre highly qualified and well-known endoscopists have been invited to present their views and experience with current endoscopic procedures and techniques. Their counterparts in discussion are equally well known, in several cases more senior specialists whose role it is to moderate the talk and perhaps critically question the case at hand. The number of participants is limited to 70 in order to ensure a small-forum atmosphere where active participation is possible.

In addition, there will be presentations of guidelines, various networking meetings and informative sessions on topics evolving around manuscript publication.

The ESGE General Assembly will take place on Monday, October 17 at 12:30 in the ESGE Lecture Theatre.

Sunday, October 16, 2016

- 10:30 – 11:00 **Cholangiocarcinoma: Do we need intraductal diagnosis and therapy?**
T. Hucl, Czech Republic
M. Löhr, Germany
- 11:30 – 12:00 **Submucosal vs full thickness resection: What to use and when**
A. Schmidt, Germany
K. Caca, Germany
- 12:30 – 13:00 **G-POEM: Is it going to work?**
M. Ramchandani, India
M. Barthet, France
- 14:00 – 14:30 **Bariatric endoscopy: What is there and does it work?**
D. Stimac, Croatia
P. Fockens, The Netherlands
- 16:30 – 17:00 **Upper GI endoscopy in children: Differences and similarities**
L. Dall'Oglio, Switzerland
A. Tringali, Italy

Monday, October 17, 2016

- 10:30 – 11:00 **Cold snare resection: When, why, how?**
P. Bhandari, UK
S. Meisner, Denmark
- 12:30 – 14:00 **ESGE GENERAL ASSEMBLY**
- 15:45 – 16:15 **Managing antithrombotic agents during endoscopy**
N.N.
I. Gralnek, Israel
- 16:30 – 18:00 **Grasping endoscopic research Getting the handle on manuscripts. From reader to reviewer Getting the most from guidelines? Interpreting practice regulations What about videos? Moving from impact factor and other metrics**
L. Aabakken, Norway
M. Dinis-Ribeiro, Portugal
P. Siersema, The Netherlands
M. Polkowski, Poland
C. Hassan, Italy
I. Papanikolaou, Greece

Tuesday, October 18, 2016

- 10:00 – 10:30 **Anti reflux endoscopy: Anything new that works?**
D. Golger, Germany
H. Messmann, Germany
- 11:00 – 11:30 **Colorectal cancer screening: Stool or endoscopy?**
M. Häfner, Austria
S. Suchanek, Czech Republic
- 14:00 – 14:30 **Pancreatic cancer precursors: How do we find them?**
I. Hritz, Hungary
E. Santo, Israel
- 15:00 – 15:30 **ERCP: Success versus failure**
T. Gyökeres, Hungary
J. Spicak, Czech Republic
- 16:00 – 18:00 **Recent ESGE Guidelines – meet the authors and have them explain Self-expandable metal stents for obstructing colonic and extracolonic cancer Diagnosis and management of nonvariceal upper gastrointestinal hemorrhage Endoscopic submucosal dissection**
C. Hassan, Italy
G. Manes, Italy
I. Gralnek, Israel
J.M. Dumonceau, Brazil

Wednesday, October 19, 2016

- 10:30 – 11:00 **EUS guided interventions: From drainage to tumor treatment**
T. Wong, UK
P. Vilmann, Denmark
- 12:00 – 12:30 **Pre/early gastric neoplasia: When and how to look, follow and treat**
R. Kuvaev, Russia
M. Dinis-Ribeiro, Portugal



Ultrasound Learning Area

The Ultrasound Learning Area promotes the role of a major diagnostic and interventional tool in gastroenterology: Clinical ultrasonography in the hands of the gastroenterologist. The Ultrasound Learning Area offers individual Hands-on Training, a basic and an advanced course on ultrasonography for the gastroenterologist, which are designed for both the beginner and the experienced and lectures in abdominal ultrasonography in the topics liver, GIT and pancreas presented by expert gastroenterologists.

Course directors

Dieter Nuernberg, Neuruppin, Germany
Odd Helge Gilja, Bergen, Norway
Ioan Sporea, Timisoara, Romania

Faculty members

Gabriele Hanenberg, Düren, Germany
Roald Flesland Havre, Bergen, Norway,
Christian Jenssen, Strausberg-Wriezen, Germany
Horst Kinkel, Düren, Germany,
Thomas Mueller, Reutlingen, Germany
Alina Popescu, Timisoara, Romania,
Adrian Saftoiu, Craiova, Romania
Stefan Uebel, Hitachi Co.
Jonas Valentinas, Vilnius, Lithuania

The programme is as of September 16, 2016.



Ultrasound Learning Area

Room L6

Programme Overview

Ultrasonography for the Gastroenterologist

	Saturday October 15, 2016	Sunday October 16, 2016	Monday October 17, 2016	Tuesday October 18, 2016	Wednesday October 19, 2016	
09:00	PART I 09:00 – 16:00 Basic Course	PART II 09:00 – 16:00 Advanced Course	Hands-on Training C 09:00 – 11:30	Hands-on Training E 09:00 – 11:30	PART V 09:00 – 11:00 Morning Session	
10:00						
11:00					Hands-on Training G 11:00 – 14:00	
12:00			PART III 11:30 – 14:00 Noon Lectures	PART IV 11:30 – 14:00 Noon Lectures		
13:00						
14:00						
15:00					Hands-on Training D 14:30 – 18:00	Hands-on Training F 14:30 – 18:00
16:00	Hands-on Training A 16:00 – 18:00	Hands-on Training B 16:00 – 18:00				
17:00						

Saturday, October 15, 2016

Basic Course

Part I 09:00 – 16:00

Basics and introduction in abdominal ultrasound examinations

Moderation: I. Sporea, T. Mueller

09:00 – 09:10	Introduction and aims of the course <i>I. Sporea</i>
09:10 – 09:25	The view in the body – examination technique and Sonoanatomy <i>A. Popescu</i>
09:25 – 09:40	Abdominal vessels – landmarks <i>T. Mueller</i>
09:40 – 10:30	Hands-on Training: Focus abdominal vessels <i>Faculty</i>
10:30 – 11:00	Coffee Break

Moderation: A. Popescu, H. Kinkel

11:00 – 11:15	Examination of liver <i>I. Sporea</i>
11:15 – 11:30	Examination of gall bladder and bile duct <i>H. Kinkel</i>
11:30 – 12:30	Hands-on Training: Focus liver and biliary system <i>Faculty</i>
12:30 – 12:45	Physics and technique – setting up the machine and small introduction to technical details <i>S. Uebel</i>
12:45 – 13:00	Examination of pancreas <i>R. Havre</i>
13:00 – 14:00	Lunch Break
Moderation:	R. Havre, A. Popescu

14:00 – 14:15	Examination of (abdominal) lymph nodes <i>R. Havre</i>	11:40 – 12:25	Hands-on Training: Liver segments, abdominal vessels <i>Faculty</i>
14:15 – 15:00	Hands-on Training: Focus pancreas and retroperitoneum <i>Faculty</i>	12:25 – 12:45	Pathology of gastrointestinal tract <i>O.H. Gilja</i>
15:00 – 15:15	Where to check for free fluid and gas? <i>A. Popescu</i>	12:45 – 13:00	Better examination (tips and tricks) – live demonstration – how to find the appendix? <i>T. Mueller</i>
15:15 – 15:30	First look at stomach and bowel – typical positions <i>T. Mueller</i>	13:00 – 14:00	Lunch Break
15:30 – 15:55	Live demonstration and QUIZZ <i>H. Kinkel, G. Hanenberg, A. Popescu</i>	Moderation:	O.H. Gilja, D. Nuernberg
15:55 – 16:00	Closing remarks for the first day <i>A. Popescu, I. Sporea</i>	14:00 – 14:15	Pancreas pathology – focal lesions <i>C. Jenssen</i>

Hands-on Training A

16:00 – 18:00

Ultrasonography for the Gastroenterologist

Sunday, October 16, 2016

Advanced Course

Part II 09:00 – 16:00

Pathology and special topics in abdominal ultrasound examinations

Moderation: D. Nuernberg, I. Sporea

09:00 – 09:05	Introduction and aims of the course <i>D. Nuernberg</i>
09:05 – 09:20	Gall bladder pathology: Stones and tumours <i>A. Popescu</i>
09:20 – 09:35	Bile duct pathology: Causes of obstruction <i>H. Kinkel</i>
09:35 – 09:50	Liver pathology: Diffuse changes <i>I. Sporea</i>
09:50 – 10:30	Hands-on Training: Bile duct, liver and portal system <i>Faculty</i>
10:30 – 11:00	Coffee Break
Moderation:	C. Jenssen, T. Mueller
11:00 – 11:10	Better examination (tips and tricks) – live demonstration <i>D. Nuernberg</i>
11:10 – 11:25	Focal liver lesions <i>H. Kinkel</i>
11:25 – 11:40	Pathology of abdominal vessels <i>T. Mueller</i>

11:40 – 12:25	Hands-on Training: Liver segments, abdominal vessels <i>Faculty</i>
12:25 – 12:45	Pathology of gastrointestinal tract <i>O.H. Gilja</i>
12:45 – 13:00	Better examination (tips and tricks) – live demonstration – how to find the appendix? <i>T. Mueller</i>
13:00 – 14:00	Lunch Break
Moderation:	O.H. Gilja, D. Nuernberg
14:00 – 14:15	Pancreas pathology – focal lesions <i>C. Jenssen</i>
14:15 – 14:30	Pancreas pathology – inflammatory changes <i>R. Havre</i>
14:30 – 15:15	Hands-on Training: Focus pancreas and bowel <i>Faculty</i>
15:15 – 15:30	Other abdominal and retroperitoneal pathology interesting for gastroenterologists <i>D. Nuernberg</i>
15:30 – 15:55	Interesting cases – (video demonstration) <i>Faculty</i>
15:55 – 16:00	Closing remarks, certificates <i>O.H. Gilja, D. Nuernberg</i>

Hands-on Training B

16:00 – 18:00

Ultrasonography for the gastroenterologist

Monday, October 17, 2016

Hands-on Training C

09:00 – 11:30

Ultrasonography for the gastroenterologist

PART III 11:30 – 14:00

Ultrasound Learning Area – Noon Lectures:

Ultrasound in liver diseases

Moderation: I. Sporea, C.F. Dietrich

11:30	Ultrasound and CEUS (Contrast Enhanced US) in differentiation of solid liver tumours <i>C.F. Dietrich</i>
12:00	Ultrasound in diagnostic and therapy of HCC <i>H. Kinkel</i>

- 12:30 Ultrasound and elastography in the diagnostic and staging of cirrhosis, chronic hepatitis and NASH
A. Popescu
- 13:00 Indications and problems in US-guided liver biopsy
I. Sporea
- 13:30 Ultrasound in diagnostic and follow up of portal hypertension
D. Nuernberg

Hands-on Training D

14:30 – 18:00

Ultrasonography for the gastroenterologist

Tuesday, October 18, 2016

Hands-on Training E

09:00 – 11:30

Ultrasonography for the gastroenterologist

PART IV 11:30 – 14:00

Ultrasound Learning Area – Noon Lectures:
Ultrasound in diseases of GIT

Moderation: O.H. Gilja, A. Saftoiu

- 11:30 US in diagnostic of appendicitis
T. Mueller
- 12:00 US in diagnostic of diverticulitis
D. Nuernberg
- 12:30 US in IBD (primary diagnostic, complications, follow up)
O.H. Gilja

- 13:00 EUS in diagnostic and staging of GI tumours
A. Saftoiu
- 13:30 US in ischemic problems of the bowel
C. Jenssen

Hands-on Training F

14:30 – 18:00

Ultrasonography for the gastroenterologist

Wednesday, October 19, 2016

PART V 09:00 – 11:00

Ultrasound Learning Area – Morning Session:
Ultrasound in pancreatic diseases

Moderation: C. Jenssen, T. Mueller

- 09:00 Acute Pancreatitis – role of ultrasound
T. Mueller
- 09:30 Abdominal vascular complications in pancreatic diseases
C. Jenssen
- 10:00 Pancreatic tumours – differential diagnosis with US and EUS
R. Havre
- 10:30 US in chronic pancreatitis and management of liquid formations
J. Valentinas

Hands-on Training G

11:00 – 14:00

Ultrasonography for the gastroenterologist

Organised and supported by EFSUMB and ISCUS



Supported by Hitachi Co., GE Co. and Bracco

HITACHI
Inspire the Next



GE Healthcare



Surgical Learning Area

The Surgical Learning Area welcomes UEG Week delegates to have firsthand experience at the various Hands-on Training and educational modeling in GI Surgery in sync with associated disciplines. The four surgical member Societies, EAES, EDS, EFISDS and ESCP, look forward to reach out to the GI community with live Hands-on Training and demonstrations involving both simulation and anatomical models.

The purpose of the area is to offer opportunities for surgeons to upskill and/or benchmark their skill sets and attract attendees to gain a broader insight in surgical education and Hands-on training procedures.

Activities include meet the expert sessions, multidisciplinary case discussions, videos edited and unedited plus 2 fully fledged Hands-on Training courses repeating twice in trans-anal Endoscopic surgery and laparoscopic colorectal surgery with associated certification.

Faculty members

M. Adham, France
A. Arezzo, Italy
L. Boni, Italy
N. Francis, UK
J. Izbicki, Germany
J. Jakimowicz, The Netherlands
I. Jenkins, UK
M. Morino, Italy
E. Schoon, The Netherlands
M. van Berge Henegouwen, The Netherlands
Y. Vashist, Switzerland
N. Yassin, UK

The programme is as of September 16, 2016.



Surgical Learning Area

Saturday, October 15, 2016

Information desk | Simulation demonstrations | Running videos

09:00 – 12:00

General Area

Course One: Laparoscopic Surgical Skills Grade 2 Colorectal Surgery Hands-on Course

09:00 – 18:00

Room B

Programme

Baseline evaluation, suturing and left side colectomy

09:00	Welcome, introduction & Course outline
09:30	Base line evaluation Group 1: VR simulations in colorectal surgery
10:30	Group 2: Laparoscopic suturing
11:00	Expert session: Interactive clinical based discussion
11:30	Safe use of tissue of energizers
12:00	Safe use of tissue, approximation and stapling
13:30	Expert session: set-up for left hemicolectomy critical steps in left hemicolectomy
14:00	Practical: Step by step of left hemicolectomy Stapling and bowel anastomosis
16:30	Expert session: Case scenario about left hemicolectomy
18:00	Closure of day

Simulation demonstrations | Running videos | Discussions | Decision making

14:00 – 18:00

General Area

4 talks each 20-30 minutes followed by a 15 minutes discussion.

Topics

- Who is responsible
- Circumstances
- Role of MM conference
- Can we educate a surgeon in 6 years?
- The impact of EU working hour regulations

General Information

10:30 – 11:00	Coffee Break
13:00 – 14:00	Lunch Break
15:30 – 16:00	Coffee Break

Sunday, October 16, 2016

Simulation demonstrations | Running videos

09:00 – 12:30

General Area

Multi-disciplinary Discussion corner

Complications management

- Insufficiency management
- Role of endo-sponge
- Stent
- Conservative management

Re-operations

Course One: Laparoscopic Surgical Skills Grade 2 Colorectal Surgery Hands-on Course

09:00 – 15:30

Room B

Programme

Baseline evaluation, suturing and left side colectomy

09:00	Outline day 2
09:30	Introduction to right hemicolectomy Anatomy of right hemicolectomy set-up and steps of RH
11:00	Expert session: Interactive clinical based discussion on right hemicolectomy
11:30	Laparoscopic bowel suturing
13:30	Testing session: Case scenarios (decision making) VR Simulation Bowel suturing
15:30	Closure of the day

Simulation demonstrations | Running videos

14:00 – 18:00

General Area

Multi-disciplinary Discussion corner

- Complication
- Fistula
- Role of drains
- Conservative management

Re-operations

General Information

10:30 – 11:00	Coffee Break
13:00 – 14:00	Lunch Break
15:30 – 16:00	Coffee Break

Monday, October 17, 2016

Simulation demonstrations | Running videos | Case discussions | Esophagus Bariatrics
09:00 – 12:30 General Area

Selection of 6-8 cases

Course Two: Laparoscopic Surgical Skills Grade 2 Colorectal Surgery Hands-on Course
09:00 – 18:00 Room B

Programme

Baseline evaluation, suturing and left side colectomy

09:00 Welcome, introduction & Course outline
09:30 Base line evaluation
Group 1: VR simulations in colorectal surgery
10:30 Group 2: Laparoscopic suturing
11:00 Expert session: Interactive clinical based discussion
11:30 Safe use of tissue of energizers
12:00 Safe use of tissue, approximation and stapling
13:30 Expert session: Set-up for left hemicolectomy critical steps in left hemicolectomy
14:00 Practical: Step by step of left hemicolectomy Stapling and bowel anastomosis
16:30 Expert session: Case scenario about left hemicolectomy
18:00 Closure of day

Simulation demonstrations | Running videos
14:00 – 18:00 General Area

Panel discussion ISDS-ISS-ESSAT – UEG live link

Course One: Transanal Endoscopic Operation (TEO) Hands-on Course
14:00 – 18:00 Room A

Programme

14:00 Anatomical hints for transrectal excision
S. Arolfo
14:10 Indications and Results for local excision of rectal lesions
M. Morino
14:30 The instrumentation: evolution, present standard, future development
M. Allaix
14:40 The technique: tips and tricks
A. Arezzo
14:50 General or spinal anaesthesia?
M. Morino
15:00 Hands-on
18:00 End of the course

General Information

10:00 – 10:30 Coffee Break
12:00 – 14:00 Lunch Break
15:30 – 15:45 Coffee Break

Surgical Learning Area

Tuesday, October 18, 2016

Simulation demonstrations | Running videos

09:00 – 12:30

General Area

Course Two: Laparoscopic Surgical Skills Grade 2 Colorectal Surgery Hands-on Course

09:00 – 15:30

Room B

Programme

Baseline evaluation, suturing and left side colectomy

- 09:00 Outline day 2
- 09:30 Introduction to right hemicolectomy
Anatomy of right hemicolectomy set-up and steps of RH
- 11:00 Expert session: Interactive clinical based discussion on right hemicolectomy
- 11:30 Laparoscopic bowel suturing
- 13:30 Testing session: Case scenarios (decision making)
VR Simulation
Bowel suturing
- 15:30 Closure of the day

Prep for TEO Course

09:00 – 12:30

Room A

Simulation demonstrations | Running videos

14:00 – 18:00

General Area

Panel discussion ISDS-ISS-ESSAT- UEG live link to US.

Course Two: Transanal Endoscopic Operation (TEO) Hands-on Course

14:00 – 18:00

Room A

Programme

- 14:00 Anatomical hints for transrectal excision
S. Arolfo
- 14:10 Indications and Results for local excision of rectal lesions
M. Morino
- 14:30 The instrumentation: Evolution, present standard, future development
M. Allaix
- 14:40 The technique: Tips and tricks
A. Arezzo
- 14:50 General or spinal anaesthesia?
M. Morino
- 15:00 Hands-on
- 18:00 End of the course

General information

- 10:00 – 10:30 Coffee Break
- 12:00 – 14:00 Lunch Break
- 15:30 – 15:45 Coffee Break

Wednesday, October 19, 2016

Simulation demonstrations | Running videos

09:00 – 14:00

General Area

General Information

- 10:00 – 10:30 Coffee Break
- 12:00 – 14:00 Lunch Break

The Surgical Learning Area is run courtesy of:



And kindly supported by:



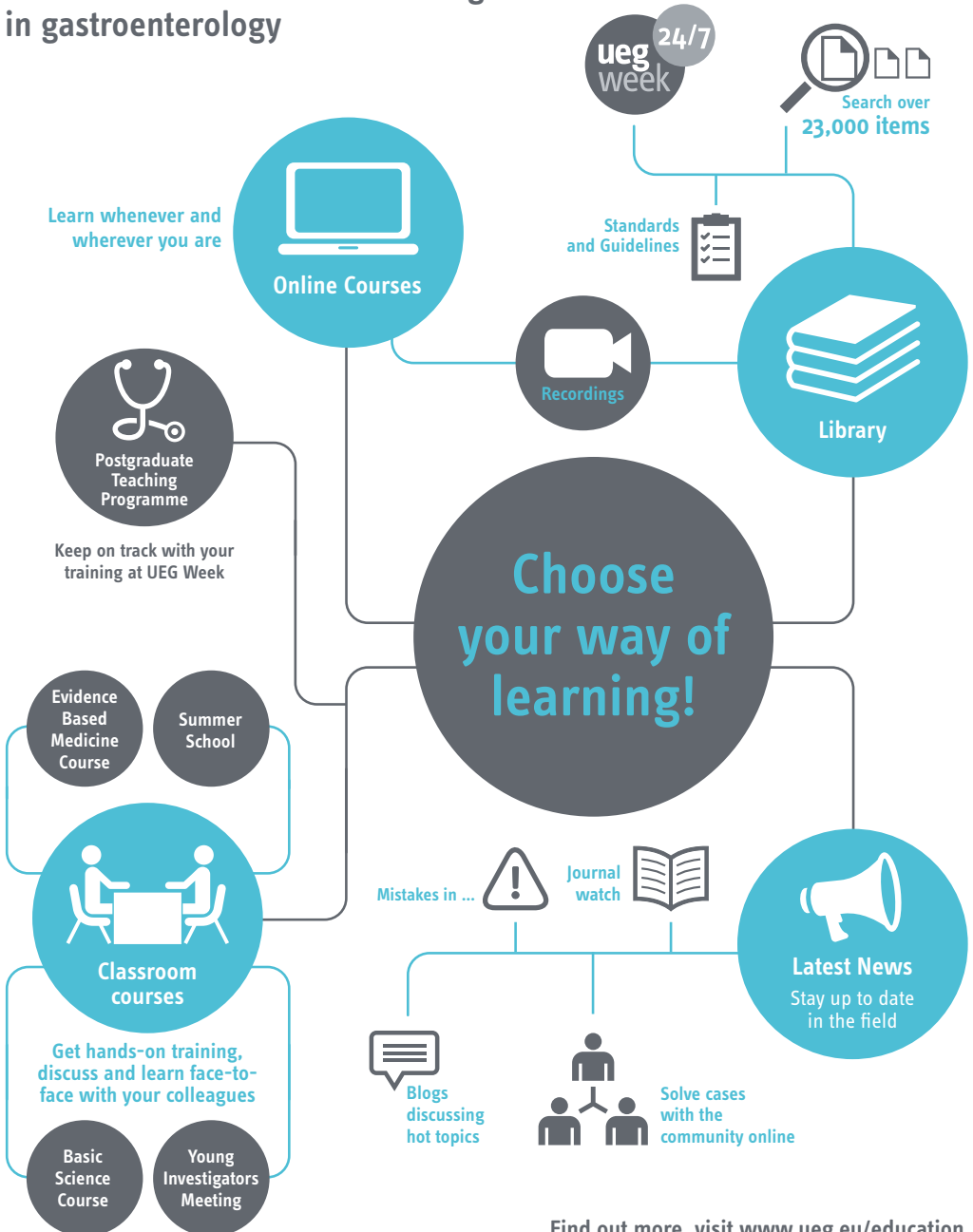
UEG, Ordinary Members and National Society Members – United for Digestive Health



National Society Members

Find us on Level 0
www.ueg.eu

The universal source of knowledge
in gastroenterology



Find out more, visit www.ueg.eu/education

**Evidence Based
Medicine Course**

Evidence Based Medicine Course

Saturday and Sunday, October 15–16, 2016

Please note that this meeting takes place outside of the core scientific programme and attendance is by invitation only.

This course, designed for junior and senior physicians alike, aims to teach Evidence Based Medicine (EBM) principles and how they can be applied in daily clinical work.

The course combines interdisciplinary clinical cases with questions of diagnosis and therapy, and identifies opportunities to integrate EBM into clinical practice. Delegates will be guided by tutors and stimulated with short input lectures, they will work in break-out groups and discuss the results achieved.

Faculty

- Pascal O. Berberat (Munich, Germany)
- Alexander Ford (Leeds, UK)
- Leonardo Eusebi (Bologna, Italy)
- Lise Hobolth (Hvidovre, Denmark)
- John Kane (Leeds, UK)
- Björn Lindkvist (Gothenburg, Sweden)
- Sanjiv Mahadeva (Kuala Lumpur, Malaysia)
- Christina Reimer (Hvidovre, Denmark)

Programme Overview

Module A

Clinical Questions – From clinical practice to answerable questions

Exercises based on patient histories

Module B

Search Literature Databases – From the question to potentially relevant evidence

Interactive lecture, hands-on exercise on the computer

Module C

Critical Appraisal – From the papers to critically appraised new knowledge

Small group work, interactive lectures

Module D

EBM Transfer – From critically appraised new knowledge to changed practice & from learning to teaching EBM skills

Small group work, theory input and video analysis

Apply for the upcoming Evidence Based Medicine Course, taking place at UEG Week Barcelona 2017!

Application deadline: July 21, 2017



The 'UEG Evidence Based Medicine Course' is accredited by the European Accreditation Council for Continuing Medical Education (EACCME) to provide the following CME activity for medical specialists. The EACCME is an institution of the European Union of Medical Specialists (UEMS), www.uems.net. The 'UEG Evidence Based Medicine Course' is designated for a maximum of 12 hours of European external CME credits. Each medical specialist should claim only those hours of credit that he/she actually spent in the educational activity.



ESGENA

European Society of Gastroenterology
and Endoscopy Nurses and Associates

20th ESGENA Conference

Hosted by the Austrian Society of Endoscopy Nurses and
Associates (IVEPA)



In Conjunction with the 24th United European Gastro-
enterology Week



Further information:

www.esgena.org

The programme is as of September 16, 2016.



20th ESGENA Conference Word of Welcome



Jayne Tillet
President of ESGENA



Anita Beyer
President of IVEPA

Dear colleague,

On behalf of ESGENA and the Austrian Society of Endoscopy and Gastroenterology Nurses and Associates (IVEPA), it is our great pleasure to welcome you to the 20th ESGENA Conference which is being held during the 24th United European Gastroenterology Week, October 15-17, 2016 in Vienna, Austria.

ESGENA is celebrating its 20th Anniversary in Vienna. Since its foundation in Berlin in 1996, ESGENA has established close co-operation with more than 40 countries within Europe and overseas. ESGENA provides an excellent platform for strong networking and the exchange of information. Educational structures include the development of curricula, standards and guidelines as well as the establishment of clinical grants for individual nurses.

The Conference in Vienna is a good chance to reflect on the recent developments of the society and to discuss cutting-edge ideas. The jubilee also invites you to discuss new projects and the advancement of the profession with experts.

The ESGENA conference is also an excellent opportunity to meet colleagues from different countries. The exchange with nurses from all over the world combined with the opportunity to attend the medical programme of the UEG Week ensures the ESGENA conference is an exceptional educational event.

The three day ESGENA conference includes state-of-the-art lectures, free papers & posters, lunch sessions, several workshops with Hands-on Training and live transmissions covering current topics in gastroenterology and endoscopy.

We welcome you to the 20th ESGENA Conference in Vienna, Austria.

Jayne Tillet
President of ESGENA

Anita Beyer
President of IVEPA

Programme Overview

Saturday, October 15, 2016

	Lecture Halls		Room M	Room L7	Room L8	ESGE Learning Area	
09:00 – 16:00	UEG Week Postgraduate Teaching Programm	09:00 – 10:30					
		10:30 – 11:00 Coffee Break					
		11:00 – 13:00					
		13:00 – 14:00 Lunch Break					
		14:00 – 15:30	Workshop 1 It's in your hands – The nurse in ERCP <i>Organised by Olympus Europa</i>	Workshop 2 Endoscope reprocessing: Trends, current standards, process innovations <i>Organised by BHT & Chemische Werke Dr. Weigert</i>	Workshop 3 The nurse's role in reducing the risk in delayed bleeds <i>Organised by Boston Scientific</i>	Workshop 4 Hands-on Training on biosimulators: <ul style="list-style-type: none"> • Upper GI bleeding • ERCP • Colonoscopy 	
		15:30 – 16:00 Coffee Break					
		16:00 – 17:30	Workshop 5 Infections in Endoscopy – Relevance of Clostridium difficile in endoscope reprocessing <i>Organised by Olympus Europa</i>	Workshop 6 Electro surgery – Prevention of complication <i>Organised by Erbe Elektromedizin</i>	Workshop 7 How to build a good team? <i>Organised by ESGENA</i>	Workshop 8 Hands-on Training on biosimulators <ul style="list-style-type: none"> • Upper GI bleeding • ERCP • Colonoscopy 	
		17:30 – 19:00		ESGENA Annual General Assembly			

Sunday, October 16, 2016

	Room G	Room K	Poster Area	ESGE Learning Area
09:00 – 10:30	Session 1 Free Paper I	Session 2 Inflammatory Bowel Disease (IBD)		
10:30 – 11:00 Coffee Break			10:30 – 11:00 Poster Round I	
11:00 – 13:00	Session 3 Free Paper II	Session 4 Education & Management		Workshop 9 Hands-on Training on bio simulators <ul style="list-style-type: none"> • Upper GI Bleeding • ERCP
13:00 – 14:00 Lunch Break				
13:30 – 15:00	Lunch Session 1 New Techniques & Developments I	Lunch Session 2 New Techniques & Developments II	13:30 – 15:00 Poster Round II	Workshop 10 Hands-on Training on bio simulators: <ul style="list-style-type: none"> • ERCP • Colonoscopy
15:00 – 16:30	Session 5 Around the Oesophagus	Session 6 Quality Assurance		
16:30 – 17:00 Coffee Break				
17:00 – 18:00	Session 7 Hygiene Updates	Session 8 Complication & Adverse Events		

Monday, October 17, 2016

	Room F1
08:30 – 10:00	Best Free Paper and Best Poster Award ESGENA 20 th Anniversary Achievements & Future Invitation to next conferences
10:30 – 11:00 Coffee Break	
11:00 – 12:30	Visit of Exhibition ESGE Learning Area UEG Week Sessions
12:30 – 14:00 Lunch Break	
14:00 – 15:30	Visit of Exhibition ESGE Learning Area UEG Week Sessions
15:30 – 16:00 Coffee Break	
16:00 – 18:00	Visit of Exhibition ESGE Learning Area UEG Week Sessions

Scientific Programme

Saturday, October 15, 2016

Workshop 1

14:00 – 15:30

Room M

It's in your hands – The nurse in ERCP

This workshop is organised by OLYMPUS EUROPA SE & CO. KG

Workshop language: English

Chairs: Sebastian Ullrich, Germany

Frank Rudolph, Germany

Aims & Content

The role of the nurse in successful ERCP is essential and handling of the devices is one part of it. Practise ERCP procedures step by step at different Hands-on stations. Exchange experience and ask questions to renowned experts to improve your skills set and confidence.

The participants will be able to train the following techniques under the supervision of experienced tutors:

Station 1: Balloon dilation

Station 2: Lithotripsy: Standard and emergency cases

Station 3: Cannulation, device exchange with long and short guidewire techniques, stent placement

Marketplace: Display of ERCP devices with demonstration

Workshop 2

14:00 – 15:30

Room L7

Endoscope reprocessing: Trends, current standards, process innovations

This workshop is organised by Chemische Werke Dr. Weigert and BHT

Workshop language: English

Chairs: Thomas Brümmer, Germany

Stefan Stülpnagel, Germany

Aims & Content

Part 1: Process chemistry: Overview – trends – agents – cleaning & disinfection processes

The individual steps for a safe reprocessing of endoscopes defined by national- and international recommendations. In the process chemistry for manual and automated reprocessing of endoscopes are different active ingredients and procedures established. This part of the workshop will answer the following questions:

- What are the different agents for the manual- and WD (washer disinfectant) reprocessing?

- How good is the cleaning performance of different chemicals and how is it tested?
- What impact does different process chemistry to the treatment processes?

Presentations:

Different active substances in the cleaning and disinfection of flexible endoscopes
Markus Kamer, Germany

Part 2: Process improvements in endoscope reprocessing: simple – safe – fast – cost-effective

Automated reprocessing with WD (washer disinfectant) has become the standard. This part of the workshop works out what to look for even more hygienic their treatment processes – simple – to make faster and cheaper. There are numerous innovations and process optimisation.

- **Simple:** There are numerous starting points, as the process for the preparation staff is simple, for example, the documentation.
- **Safe:** Technical solutions for enhanced safety in automated endoscope reprocessing.
- **Fast:** Often wait doctor's directly to the endoscopes. Find out how you can speed up the process incl. the drying.
- **Low cost:** The cost of treatment is high – especially in the chemical consumption, consequential costs, damage endoscope and endoscope purchases. The workshop is worked out what the possibilities are for cost savings.

Presentations:

Process improvements in endoscope reprocessing:
Simple – safe – fast – cost-effective
Patrick Mertens & Stefan Stülpnagel, Germany

Workshop 3

14:00 – 15:30

Room L8

The nurse's role in reducing the risk in delayed bleeds

This workshop is organised by Boston Scientific

Workshop language: English

Chairs: N.N.

N.N.

Aims & Content

The workshop will offer a unique opportunity to review the GI clinical overview, disease states and we will learn how to manage the challenges as a nurse in our daily practices during the haemostasis procedures. The view of our experienced guest nurse will show us how the risk can be reduced and will share tip and tricks learned among the years. After the nurse lecture and the round of questions from the audience, we will move to the Hands-on session where we will be able to see and play with current and new hemostasis devices to warrantee the best performance from them.

14:00 Presentation begins

14:45 Hands-on

15:30 Session end

Workshop 4

14:00 – 15:30

ESGE Learning Area

Hands-on Training on bio simulators

This workshop is organised by ESGENA

Workshop language: English

Chair: Eric Pflimlin, Switzerland

Aims & Content

Hands-on training on bio simulators (pig models) under the supervision of highly experienced tutors: Participants will have the opportunity to perform endoscopic techniques on the following topics:

- OGD with Injection techniques, ligation, clipping, APC
- Colonoscopy with polypectomy, EMR and APC
- ERCP with stone extraction and stenting

As participation will be limited, registration will be treated on a first-come-first-served basis: Tickets will be available onsite only – at the entrance of the ESGE Learning Area.

Workshop 5

16:00 – 17:30

Room M

Infections in Endoscopy – Relevance of Clostridium difficile in endoscope reprocessing

This workshop is organised by OLYMPUS EUROPA SE & CO. KG

Workshop language: English

Chairs: Holger Biering, Germany
Reinhard Blum, Germany
Jürgen Gebel, Germany

Aims & Content

Is Clostridium difficile of relevance in endoscopy? This workshop is intended to give an update about survival strategies of Clostridium difficile and the impact of their bacterial spores for humans and in the area of endoscopy. It is also intended to provide helpful information on questions about preferred disinfectants against Clostridium difficile and about reprocessing strategies for safe reuse of medical flexible endoscopes.

This workshop will:

- Inform about relevance of bacterial spores, especially from Clostridium difficile, in endoscopy
- Explain the efficacy of Glutaraldehyde and Peracetic Acid against Clostridium difficile and their bacterial spores
- Give support on staff and patient protection and suitable equipment for endoscope reprocessing
- Practically show the phases of effective endoscope pre-cleaning

Workshop 6

16:00 – 17:30

Room L7

Electrosurgery – Prevention of complication

This workshop is organised by ERBE Elektromedizin GmbH

Workshop language: English

Chairs: Thomas Beck, Germany
Björn Fehrke, Switzerland

Aims & Content

Electrosurgery offers the possibility of pressure-free and precise cutting and at the same time control of bleeding during endoscopic resection techniques. With argon plasma coagulation tissue can be devitalised. The water-jet surgery provides additional options for resection:

The aim of the workshop is:

- To update on principles of electrosurgery and relevant safety measures
- To demonstrate different settings for different applications like Polypectomy, EMR, ESD, Papillolectomy, etc. in order to achieve max safety and to prevent adverse events and complications

Workshop 7

16:00 – 17:30

Room L8

How to build a good team?

This workshop is organised by ESGENA

Workshop language: English

Chairs: Marjon de Pater, The Netherlands
Ulrike Beilenhoff, Germany

Aims and Content

Endoscopy teams are multidisciplinary teams which function under time pressure and high work load. Stress, staff shortages and hierarchies can be ideal breeding grounds for conflicts.

The ideal team has

- Clear objectives, effective processes and good communication
- A good balance of skills, abilities and aspirations
- Appropriate leadership
- Support, trust and openness
- A structure for individual development

The aim of the workshop is

- To look at different ways of team building
- To identify key issues for the integration of new staff members in existing teams.
- To develop different approaches for conflict management in team

Workshop 8

16:00 – 17:30

ESGE Learning Area

Hands-on Training on bio simulators

This workshop is organised by ESGENA

Workshop language: English

Chair: Eric Pflimlin, Switzerland

Aims & Content

Hands-on Training on bio simulators (pig models) under the supervision of highly experienced tutors:

Participants will have the opportunity to perform endoscopic techniques on the following topics:

- OGD with Injection techniques, ligation, clipping, APC
- Colonoscopy with polypectomy, EMR and APC
- ERCP with stone extraction and stenting

As participation will be limited, registration will be treated on a first-come-first-served basis:

Tickets will be available onsite only – at the entrance of the ESGE Learning Area.

Scientific Programme

Sunday, October 16, 2016

Session 1

09:00 – 10:30

Room G

Free Paper I

Chairs: Anita Jorgensen, Norway
Wendy Waagenes, Denmark
Gunilla Strand, Sweden
Therese Schober, Austria

09:00 – 09:10

Welcome

Jayne Tillett, United Kingdom

09:10 – 09:30

Developing a Hands-on interventional endoscopy nurse training course in Ireland

Sheila King, Clare Cunningham, Stephen Patchett, Ireland

09:30 – 09:50

Checklists in endoscopy as a tool for patient safety

Nils Andersen, Germany

09:50 – 10:10

The implementation of Team Time Out in Germany – An evaluation in endoscopy nurse courses

Ulrike Beilenhoff, Germany

10:10 – 10:30

Colorectal cancer screening by nurse endoscopists show specialist level in colonoscopy according to the first Danish national report.

Helle Roy Tillgaard, Denmark

Session 2

09:00 – 10:30

Room K

Inflammatory Bowel Disease (IBD)

Chairs: Irene Dunkley, United Kingdom
Gerlinde Weilguny, Austria

09:00 – 09:10

Welcome

Jadranka Brljak, Croatia

09:10 – 09:30

Living with IBD – “And suddenly I was a patient”

Helen Griffith, United Kingdom

09:30 – 09:50

Vaccination and IBD

Tom Moreels, Belgium

09:50 – 10:10

Diagnosis and therapy of IBD

Sieglinde Reinisch, Austria

10:10 – 10:30

Psychosocial health and health related quality life among children and young adults with inflammatory bowel disease

Randi Opheim, Norway

Posterround I

10:30 – 11:00

Poster area in front of Room G

Chairs: Deirdre Clune, Ireland
Jayne Tillett, United Kingdom
Enriqueta Hernandez-Soto, Spain
Fanny Durand, France

P-1 Haemovigilance nurse role in haemosiderosis secondary to blood transfusion

Dania-Rocio Diaz-Rodriguez, Maria-Pilar Soldevilla-de-la-Esperanza, Monica Granados-Martin, Pilar Villanueva-Jiménez, Spain

P-2 Analysis of patient preparation for small bowel video capsule endoscopy

Katarina Karlovic, Croatia

P-3 Effectiveness of gentle strokes to patients' backs during esophagogastroduodenoscopy

Sayaka Furukawa, Sachiyo Kanekuni, Ikumi Yamaguchi, Itoko Yamazaki, Tomoko Kobayashi, Shizuka Numasawa, Shiho Tsubouchi, Shuhichi Okada, Yoko Meguro, Keiko Maruta, Tamao Kaneko, Naoki Ishii, Japan

P-4 The role of the nurse in inserting a percutaneous gastrostome by way of endoscopic techniques

Ghica Tania, Brodetchi Ionela, Romania

Session 3

11:00 – 13:00

Room G

Free Paper II

Chairs: Anita Jorgensen, Norway
Wendy Waagenes, Denmark
Gunilla Strand, Sweden
Therese Schober, Austria

11:00 – 11:20

Parental presence during endoscopic procedures in a Spanish endoscopy room: Perceptions, satisfaction and attitudes in parents and staff members.

Abraham Gaitano, Ana Belén Aguilera, Natalia Serrano, Luz Cuevas, Emilia Tebar; Ángel Arias, Alfredo J Lucendo, Spain

11:20 – 11:40

Health-related quality of life in patients with chronic hepatitis C receiving Sofosbuvir-Based Treatment, with and without Interferon: A prospective study in Egypt.

Naglaa Youssef, Mohamed El Kassas, Amany Mohammed, Ashley Shepherd, Egypt

11:40 – 12:00

Which risk factors are related to colonoscopy severe complications in an organised population-based colorectal cancer screening programme?

Isabel Idigoras, Eunáte Arana-Arri, Isabel Bilbao, Josebe Fernández, Iragartxe Fernández, Martínez-Indart Lorea, Iñaki Gutiérrez-Ibarluzea, Euskolon Work Group, Isabel Portillo, Spain

12:00 – 12:20

Comparison of tolerability and patients' perceived burden of bowel preparation with Picosulphate/ Magnesium Citrate and Ascorbic Acid enriched Polyethylene Glycol solution in a non-colon-cancer screening outpatient population

J.S. Stadwijk, I.J. Wignand-van der Storm, K. van der Vliet, E.M.H. Mathus-Vliegen, The Netherlands

12:20 – 12:40

Quality control in GI endoscopic reprocessing

Siriporn Ratanalert, Sopa Boonviriyaya, Varaporn Senapitakkul, Nittaya Promdet, Thailand

12:40 – 13:00

The nurses' role in the making of a new and better reprocessing room

Maria da Luz Barros e Cunha, Portugal

Session 4

11:00 – 13:00

Room K

Education & Management

Chairs: Ulrike Beilenhoff, Germany
Marjon de Pater, The Netherlands

11:00 – 11:20

Establishing an endoscopy unit in Nepal – A report

Urte Stahlberg, Germany

11:20 – 11:40

Lean management in endoscopy

Susanne Haenlein, Austria

11:40 – 12:00

Nurses perception of research work – application in daily practice

Maja Čebihin, Croatia

12:00 – 12:20

Teaching new staff – The role of the mentor

Ulrike Beilenhoff, Germany

12:20 – 12:40

European Accreditation Network: Improving the quality of educational activities for health professionals in Europe

Jean Baptiste Rouffet, France

12:40 – 12:55

Educare and Endosuite: Digital Learning Platform (Boston Scientific)

Eugenie Pieck-Burchard, France

12:55 – 13:00

Discussion**Workshop 11**

11:00 – 12:30

ESGE Learning Area

Hands-on Training on Bio Simulators

This workshop is organised by ESGENA

Chair: Eric Pflimlin, Switzerland

Hands-on training on bio simulators (pig models) under the supervision of highly experienced tutors.

Participants will have the opportunity to perform endoscopic techniques on the following topics:

- Upper GI Bleeding
- ERCP

As participation will be limited, registration will be treated on a first-come-first-served basis.

Ticket will be available onsite only – at the entrance of the ESGE Learning Area.

Posterround II

13:30 – 15:00

Poster area in front of Room G

Chairs: Deirdre Clune, Ireland
Jayne Tillet, United Kingdom
Enriqueta Hernandez-Soto, Spain
Fanny Durand, France

Hygiene**P-5 Environmental and hygienic circumstances in endoscopic units in slovenia**Marija Petrinc Primožič, Stanka Popovič, Slovenia**P-6 Duodenoscopes reprocessing procedure in China: a survey of 142 hospitals in 2015**

Ma JiuHong, China

P-7 Rinsibility of Orthophthalaldehyde within different final rinsing methods

MajiuHong, China

P-8 Immediate re-use of endoscopes after reprocessing: is there any safe time frame? Preliminary microbiological dataCinzia Rivara, Davide Cordioli, E Festa, Italy**P-9 Evidences on endoscopes manual cleaning automation artecipants**Cinzia Rivara, G Zamboni, A. Dallevacche, Manuela Menin Ostani, Italy**P-10 Hand hygiene in gastroenterological endoscopy units**

Katarina Karlovic, Croatia

Service & Quality Assurance**P-11 Anxiety and pain reduction in gastrointestinal endoscopy: Counseling and sedation**Roberta Mattiola, Maurizio Coppolino, Luca Chiarioni, Luigi Lamanna, Stefania Locoro, Davide Puddu, Ivana Violino, Giulia Marika Futura Beorchia, Italy**P-12 Patient-reported quality of life, anxiety and depression in patients with walled-off pancreatic necrosis**Sisse Rysgaard, Astrid Naver, Camilla Nøjgaard, Palle Nordblad Schmidt, Lise Lotte Gluud, Srdan Novovic, Denmark**P-13 Day Surgery/Endoscopy Nurses Handbook: Policies, Practices and Care Pathways**

Marie-Claire Pellegrini, Malta

P-14 Assessment of the quality of outpatient endoscopic procedures by using a patient satisfaction questionnaireDaniela Burtea, Mihaela Calița, Tatiana Cârțână, Adrian Săftoiu, Romania

P-15 Patterns of complementary and alternative medicine (CAM) use and attitudes to CAM among patients with inflammatory bowel disease in Korea: An 8-year follow-up survey

Yun Kyung Cho, Kiju Chang, Ki Seok Seo, Sang Hyoung Park, Hyungil Seo, Gwang-Un Kim, Eun Mi Song, Myeongsook Seo, Ho-Su Lee, Sung Wook Hwang¹, Youn Hwa Cha, Eun Ah Kwak, Se Min Choi, Dong-Hoon Yang, Byong Duk Ye, Jeong-Sik Byeon, Seung-Jae Myung, Suk-Kyun Yang, Republic of Korea

Colon

P-16 What can we do to optimise preparation for colonoscopy

Eisa Hag, Yehuda Chowers and Elizabeth Half, Israel

P-17 Improvement activities for reducing the number of poor bowel preparation

Su-A Yang, South Korea

P-18 Outpatients bowel preparation verses inpatient bowel preparation.

Margaret Raggett, Niamh Dalton, Ireland

P-19 Interventions of the GI nurse to improve quality indicators of colonoscopy in an outpatient setting

Mihaela Calița, Daniela Burtea, Tatiana Cârțână, Romania

IBD

P-20 The importance of self administration of biological therapy with TNF in IBD

Lucia Helena Lourenço, Carlos A R Martinez; Claudio S R Coy; Maria L S Ayrizono and Raquel F Leal, Brazil

P-21 Endoscopy services' nurses and therapeutic patient education in inflammatory bowel disease population.

Giulia Marika Futura Beorchia, Italy

Lunch Session 1

13:30 – 15:00

Room G

New Techniques & Developments I

This lunch session is organised by ESGENA

Chairs: Stanka Popovic, Slovenia

Christine Petersen, The Netherlands

13:30 – 13:40

Haemostasis in Gastroenterology (Micro-Tech Europe GmbH)

Andreas Jung, Germany

13:40 – 13:50

Endoscopic balloon dilatation with Olympus latest EZDilate balloons – Tips & tricks for easy handling (Olympus Europa)

Heike Hartmann, Germany

13:50 – 14:00

New aspects of reprocessing with the latest generation of KARL STORZ duodenoscope (Karl Storz)

Branko Gulic, Germany

14:00 – 14:10

It's time for a reliable retrieval: Rescuenet™ (Endo-Choice GmbH)

Helen Griffiths, United Kingdom

14:10 – 14:20

Decreasing interval colon cancer by increasing visualisation (Cantel Medical)

Cheri Ackert-Burr, The Netherlands

14:20 – 15:00

Hands-on Training with the companies

Lunch Session 2

13:30 – 15:00

Room K

New Techniques & Developments II

This lunch session is organised by ESGENA

Chairs: Björn Fehrke, Switzerland

Silvia Lahey, The Netherlands

13:30 – 13:40

Emerging multidrug resistant organisms and endoscopy: What we should really fear, how we should react in practice (CBC Group)

Monica Cimbri, Italy

13:40 – 13:50

Steelco Octopus Single Hand Connection – one size fits all ARES reprocessing devices (Steelco)

Monica Menin Ostani, Italy

13:50 – 14:00

High-level disinfection or sterilization of heat-labile flexible endoscopes? (Soluscope SAS)

Cécile Paya, France

14:00 – 14:10

Endoscope decontamination...or not quite?" (PULL THRU™)

Rodolphe Hervé, United Kingdom

14:10 – 14:20

UltraZonic Endo- Endoscopy future as it should be (UltraZonic Endo)

Nancy Steenbakkers, Belgium

14:20 – 15:00

Hands-on Training with the companies**Workshop 12**

14:00 – 15:30

ESGE Learning Area

Hands-on Training on Bio Simulators

Chair: Eric Pflimlin, Switzerland

Hands-on training on bio simulators (pig models) under the supervision of highly experienced tutors. Participants will have the opportunity to perform endoscopic techniques on the following topics:

- Colonoscopy
- ERCP

As participation will be limited, registration will be treated on a first-come-first-served basis.

Ticket will be available onsite only – at the entrance of the ESGE Learning Area.

Session 5

15:00 – 16:30

Room G

Around the Oesophagus

Chairs: Christine Petersen, The Netherlands
Clara Kratzik, Austria

15:00 – 15:15

EVIS EXERA III: What are the proven benefits for the nursing staff? (OLYMPUS EUROPA)

Romy Klausnitzer, Germany

15:15 – 15:35

Endoscopic treatment in Barretts

Kirsh Ragunath, United Kingdom

15:35 – 15:55

Eosinofiele oesophagitis

Marijn Warners, The Netherlands

15:55 – 16:15

Self Dilatation – a special class for patients

Jacques Bergmann, The Netherlands

16:15 – 16:30

Discussions**Sessions 6**

15:00 – 16:30

Room K

Quality Assurance

Chairs: Patricia Burga, Italy
Herdis Astradsdottir, Iceland

15:00 – 15:20

The importance of ergonomics for advanced procedures (Cook Medical)

Simon Brouwers, Ireland

15:20 – 15:40

New ESGE statement: Requirements and standards facilitating quality improvement for reporting systems in gastrointestinal endoscopy

Michael Bretthauer, Norway

15:40 – 16:00

Electronic assessment and documentation of sign-in, team-time-out and sign-out

Marjon de Pater, The Netherlands

16:00 – 16:20

20 years' experience with nurse endoscopists – advantages, challenges & limitation

Irene Dunkley, United Kingdom

16:20 – 16:30

Discussion**Session 7**

17:00 – 18:00

Room G

Hygiene Updates

Chairs: Jadranka Brljak, Croatia
Marjon de Pater, The Netherlands

17:00 – 17:15

Hygiene in endoscope reprocessing (Pentax Medical)

Aaron Overlöper, Germany

17:15 – 17:30

How safe are our duodenoscopes?

Magda Diab-Elschahawi, Austria

17:30 – 17:45

Storage of endoscopes – How do time frame and conditions matter

Jadranka Brljak, Croatia

17:45 – 18:00

New guidelines on endoscope reprocessing

Ulrike Beilenhoff, Germany

Session 8

17:00 – 18:00

Room K

Complication & Adverse Events

Chairs: Björn Fehrke, Switzerland
Wendy Waagenes, Denmark

17:00 – 17:20

Did this really happen? – Rare, interesting and obscure cases in endoscopy

Alexander Dechêne, Germany

17:20 – 17:40

Managing a GI bleeding service – The nurse manager’s perspective

Victoria Jackson, United Kingdom

17:40 – 18:00

Emergency endoscopy – When, where, by whom?

Hrvoje Ivecovic, Croatia

Scientific Programme

Monday, October 17, 2016

Session 9

08:00 – 10:00

Room F1

ESGENA 20th Anniversary

Chairs: Jayne Tillett, United Kingdom
Gerlinde Weilguny, Austria

08:30 – 08:50

Best Free Paper and Best Poster Awards

PENTAX Medical supports the ESGENA Free Paper and Poster Award. The winner of the best free papers – oral presentation and the best poster presentations – will be announced. Presenting authors are requested to attend this session.

- Jayne Tillett, United Kingdom
- Gerlinde Weilguny, Austria

08:30 – 08:50

What does microbiological surveillance really detect? New data about sampling techniques and culturing

Lionel Pineau, France

09:10 – 09:30

Endoscopy over the last 20 years – The multidisciplinary approach

Jean Francois Rey, France

09:30 – 09:50

The role of the endoscopy nurses – Achievements and future steps

Ulrike Beilenhoff, Germany

09:50 – 10:00

Invitation to the next ESGENA Conference 2017 in Barcelona

Enriqueta Hernandez-Soto, Spain

Common Interest Group Meetings

Common Interest Group Meetings

Saturday, October 15, 2016

08:30 – 17:15 Room 1.61/1.62
Evidence Based Medicine Course
 Upon invitation only (UEG)

Please see further information on page 260.

Sunday, October 16, 2016

08:30 – 17:00 Room 1.61/1.62
Evidence Based Medicine Course
 Upon invitation only (UEG)

Please see further information on page 260.

16:00 – 18:00 Room L7
PRO-MC collaboration – building a European registry for microscopic colitis
 (EMCG)

Our knowledge on microscopic colitis (MC) is still limited. Therefore, the European Microscopic Colitis Group (EMCG) is starting the PRO-MC Collaboration, a European registry for MC to systematically and prospectively collect data on the disease course, etc. and to improve awareness on MC across Europe. All centres with interest in MC can participate.

17:00 – 19:00 Room L8
GERD consensus meeting: Presentation of preliminary conclusions
 (ESNM)

The meeting is dedicated to the presentation of recommendations for GERD testing. These recommendations have been developed following discussion and consensus by the International Working Group over previous meetings.

Agenda

1. Welcome
2. Optimal tests and metrics for evaluation of GERD
3. Clinical value of HRM/HRIM in GERD
4. Discussion

Tuesday, October 18, 2016

07:00 – 08:30 Room 2.17
GENIEUR-reloaded – Up-Date
 (ESNM)

Up-Date GENIEUR activities

LINK Award project 'HELP EU in IBS'

Lobbying for IBS research

AOB

17:30 – 19:00 Room M
Microbiota Interventions for Chronic Gastrointestinal and Liver Diseases
 (GM&H Section, ESNM, ECCO, ESPGHAN, EASL)

Dysbiosis of the gut microbiota is associated with a range of gastrointestinal and liver disorders. Currently, several treatments to revert dysbiosis are being investigated. Chaired by Fernando Azpiroz, Joël Doré ("Microbiota modulation by Diet"), Harry Sokol ("Faecal Microbiota Transplantation (FMT): protocols and potential applications") and German Soriano ("Probiotics in Liver Diseases") will discuss several options.

UNITED EUROPEAN
GASTROENTEROLOGY

uegeducation

Classroom Courses

Education from every angle

Our classroom courses offer hands-on training in a range of medical specialities, with activities including practical skills sessions, small-group discussions, workshops and lectures as well as networking events.

Young Investigators Meeting

February 10-12, 2017
Vienna, Austria

Summer School

June 8-11, 2017
Prague, Czech Republic

Basic Science Course

June 22-24, 2017
Rome, Italy

Evidence Based Medicine Course

October 28-29, 2017
Barcelona, Spain

Find out more, visit www.ueg.eu/education

Improving Clinical Standards and Services

Reducing health inequalities across Europe

- Repository of clinical practice guidelines and standards developed by leading European gastroenterological societies and centrally available on the UEG website
- Survey of Digestive Health Across Europe – the “White Book”
- Development and promotion of specific European standards of care and service provision together with UEG Member Societies
- Visiting Fellowship Programmes for young clinicians and researchers



Find guidance for your daily practice through the central repository of evidence-based clinical practice guidelines including recommendations, position papers and standard protocols in the field of digestive health.

Digestive Oncology
Endoscopy
Gut Microbiota
Hepatobiliary
Histopathology
IBD

Neurogastroenterology & Motility
Oesophagus
Paediatrics
Pancreas
Primary Care
Radiology & Imaging

Small Intestine & Nutrition
Stomach & *H. Pylori*
Surgery
and many more

Search and browse the Standards & Guidelines repository at www.ueg.eu/standards-guidelines

Find out more, visit www.ueg.eu

Business Meetings

(as of September 7, 2016)

Several business meetings – association, board and committee meetings for elected (UEG) leadership – will take place during UEG Week 2016. Please note that attendance is by invitation only.

UEG	Friday, October 14, 2016	
15:00 – 20:00	Council Meeting	House of European Gastroenterology
	Saturday, October 15, 2016	
09:00 – 13:00	Journal Management Board Meeting	UEG Meeting Room 2
13:00 – 15:00	National Societies Committee – Meeting with LINK Programme Awardees	UEG Meeting Room 1
15:30 – 16:30	Standards & Guidelines Task Force – Update Meeting	UEG Meeting Room 1
16:30 – 17:00	Meeting of Best of UEG Week Team for DDW	UEG Meeting Room 2
	Sunday, October 16, 2016	
08:00 – 11:00	Public Affairs Committee – Update Meeting	UEG Meeting Room 2
11:30 – 12:30	National Societies Committee – Update Meeting	Room F1
12:30 – 14:30	UEG Journal Editorial Board Meeting	UEG Meeting Room 3
13:00 – 15:00	National Societies Forum	Room F1
14:30 – 17:30	E-learning Web Editor Meeting	UEG Meeting Room 1
16:00 – 19:00	Meeting of Members	Room F1
17:30 – 19:00	Scientific Committee – PGT Programme Committee	UEG Meeting Room 2
	Monday, October 17, 2016	
16:00 – 18:00	Scientific Committee – Group Coordinators' Meeting	UEG Meeting Room 2
	Tuesday, October 18, 2016	
12:00 – 13:30	Equality & Diversity Task Force Meeting	UEG Meeting Room 1
	Wednesday, October 19, 2016	
08:00 – 10:00	Young Talent Group Meeting	UEG Meeting Room 2
08:30 – 09:45	Industry Debrief Meeting	Room –2.31

UEG Press Briefing

Monday, October 17, 2016

12:15 – 13:30

UEG Meeting Room 3

Tuesday, October 18, 2016

12:15 – 13:30

UEG Meeting Room 3

ESDO	Sunday, October 16, 2016	
14:30 – 16:00	Governing Board & Advisory Council Meeting	Room 2.31
	Tuesday, October 18, 2016	
12:30 – 14:00	ESDO General Assembly	Room 2.31
ESGENA	Monday, October 17, 2016	
11:00 – 14:00	ESGENA Education Working Group Meeting	Room 1.85
ESPGHAN	Sunday, October 16, 2016	
08:00 – 12:30	IBD Porto Group – Position Paper on Nutrition in IBD	Room 2.15
EUREOS	Monday, October 17, 2016	
11:00 – 13:00	EUREOS Update 2016	Room 2.31
fEMGA	Sunday, October 16, 2016	
14:00 – 15:30	fEMGA/Medical Block Association Meeting	Room 2.97
OMCCV	Saturday, October 15, 2016	
09:00 – 12:00	OMCCV Members Meeting	Room 1.86

UNITED EUROPEAN
 GASTROENTEROLOGY
ueg week live

Can't make it to a
 specific session in time?
 Join in via livestream
 wherever you are.

Watch livestreams now on
www.live.ueg.eu/week

UNITED EUROPEAN
GASTROENTEROLOGY

ueg journal

Celebrating our
first full Impact
Factor: 2.933

A rising star in the research world

In less than four years UEG Journal has become a source of authoritative, high quality and trusted research in the field. Its first full Impact Factor of 2.93 ranks it 32/78 in the Gastroenterology and Hepatology category of the Journal Citation Reports®.

Start reading our world-class content today

You can access all articles from UEG Journal for free online, including the winner of the UEG Journal Best Paper Award 2016:

Effects of vitamin D supplementation on intestinal permeability, cathelicidin and disease markers in Crohn's disease: Results from a randomised double-blind placebo-controlled study
Tara Raftery et al

Find out more at the SAGE booth on Level 0. We look forward to seeing you!

ueg.sagepub.com

SAGE
Publishing

Industry Sponsored Symposia

The programme of industry sponsored symposia is not affiliated with UEG and as of September 16, 2016.

Industry Sponsored Symposia

Sunday, October 16, 2016

Industry Sponsored Symposium

16:15 – 17:45 Room B

New Insights and Technologies to Improve Management and Outcomes in UC Patients

(MSD)

Chair: Gert Van Assche, Belgium

Welcome and Introduction

Gert Van Assche, Belgium

The Role of Patient-Reported Outcomes in UC Management Q&A

Gionata Fiorino, Italy

Achieving a Continuous Clinical Response for Patients with UC

Q&A

Walter Reinisch, Austria

Integrating eTools to Improve Patient Care and Outcomes in UC

Q&A

Gert Van Assche, Belgium

Panel Discussion

Gert Van Assche, Belgium

Industry Sponsored Symposium

16:15 – 17:45 Room E1

Weighing the Therapeutic Potential of Current and Emerging UC Therapies

(Pfizer)

Chair: Jean-Frédéric Colombel, USA

Welcome and Introductions

Jean-Frédéric Colombel, USA

Perspectives on Immunomodulators for the Treatment of UC

Iris Dotan, Israel

Clinical Applications of Therapeutic Drug Monitoring

Remo Panaccione, Canada

Targeting Inflammatory Pathways in UC

Jean-Frédéric Colombel, USA

Audience Q&A

All

Industry Sponsored Symposium

18:00 – 19:30 Room E1

New perspectives in IBD: a practical guide for busy clinicians

(Hospira, a Pfizer company)

Chair: Brian Feagan, Canada

Welcome and introduction

Brian Feagan, Canada

Treatment strategies in 2016: what, when and why?

Edouard Louis, Belgium

Predicting treatment response in 2016: TDM and beyond

Axel Dignass, Germany

Infliximab biosimilars: how should we be using them in 2016?

Charlie Lees, United Kingdom

Meeting summary

Brian Feagan, Canada

Meeting close

Industry Sponsored Symposium

18:00 – 19:30 Room D

Clinical Trial Evidence to Real World Experience with Vedolizumab: Addressing Patients' Needs in CD

(Takeda Pharmaceuticals International AG)

Chair: Séverine Vermeire, Belgium

Welcome, agenda and objectives

Introduction

Séverine Vermeire, Belgium

Beyond response and remission: What matters to individual patients

Séverine Vermeire, Belgium

Visualizing treatment success in CD

Markus Neurath, Germany

Using vedolizumab to optimise outcomes for our patients

Peter Gibson, Australia

Audience questions

All Faculty

The story continues in UC

Early Use to Long Term Management with Vedolizumab:

A Spotlight in UC. Tuesday 18th October 7:00 am – 8:00 am

Séverine Vermeire, Belgium

Summary and close

Séverine Vermeire, Belgium

Industry Sponsored Symposia

Monday, October 17, 2016

Industry Sponsored Symposium

07:00 – 08:00 Room F2

Expert Perspectives on the Management of PBC: A Case-Based Approach

(Chronic Liver Disease Foundation)

Chairs: Cynthia Levy, USA
Gideon M. Hirschfield, United Kingdom

Welcome & Introduction

Gideon M. Hirschfield, United Kingdom

Diagnosis and Risk Stratification in PBC

Cynthia Levy, USA

Management of PBC: New and Future Treatments

Gideon M. Hirschfield, United Kingdom

Case #1: The High Risk Patient

Gideon M. Hirschfield, United Kingdom

Case #2: The Symptomatic Patient

Cynthia Levy, USA

Panel Discussion/Q&A

Cynthia Levy, USA
Gideon M. Hirschfield, United Kingdom

Industry Sponsored Symposium

17:45 – 19:15 Room B

Preventing Collateral Damage in the IBD Patient – Using disease assessment and prognostic factors to optimise clinical outcomes

(AbbVie)

Chair: Laurent Peyrin-Biroulet, France

Changing the IBD patient's life by altering the course of disease

Laurent Peyrin-Biroulet, France

Prevention and prognostication of IBD in clinical practice

Jean-Frédéric Colombel, USA

Maintaining quality of life for IBD patients by re-defining disease severity

Laurent Peyrin-Biroulet, France

Interactive case discussion:

Predictive factors

Treatment targets / measuring severity and progress/ measures of success

Subrata Ghosh, United Kingdom

Q&A

All

Close

Industry Sponsored Symposium

17:45 – 19:15 Room F1

Discover the truth about IBS: Rethinking current opinions in gastroenterology

(Allergan Pharmaceuticals Ireland)

Chairs: Fermín Mearin, Spain
Jan Tack, Belgium

Welcome and Introduction

Fermín Mearin, Spain

Jan Tack, Belgium

Why we need to think again about IBS

Fermín Mearin, Spain

Mind the gap! Is there an easy way to diagnose IBS?

Viola Andresen, Germany

Panel debate: IBS as a disease with a positive diagnosis?

State-of-the-art in IBS: From single to multi-symptom therapy

Lin Chang, USA

Panel discussion, Q&A from the floor and close

Industry Sponsored Symposium

17:45 – 19:15 Room E1

Evidence Based Switching

(Celltrion Healthcare Co., Ltd.)

Chair: Silvio Danese, Italy

Welcome and Introduction:

Perceptual Evolution on Biosimilar

Silvio Danese, Italy

Clinical and Medical Evidence of Biosimilar

1. NOR-SWITCH

Jørgen Jahnsen, Norway

2. PROSIT-BIO

Gionata Fiorino, Italy

3. PLANET Study and Clinical Data Updates

Stefan Schreiber, Germany

Panel Discussion

All

Questions and Answers

All

Industry Sponsored Symposium

17:45 – 19:15 Room F2

Image-enhanced endoscopy with BLI and LCI – Increased accuracy in sight?

(FUJIFILM Europe GmbH)

Chairs: Alexander G. Meining, Germany
Hironori Yamamoto, Japan

How to help the human eye in the endoscopic detection of early Barrett's neoplasia

Jacques Bergman, The Netherlands

Enhanced imaging by BLI and LCI in colonic polyps

Emmanuel Coron, France

Diagnosis and therapy of IBD with BLI

Helmut Neumann, Germany

BLI-assisted advanced tissue resection for colonic lesions

Alessandro Repici, Italy

Panel discussion and closing remarks

Alexander G. Meining, Germany
Hironori Yamamoto, Japan

Industry Sponsored Symposium

17:45 – 19:15 Room G

Challenges in the management of GERD and *Helicobacter pylori*

(Takeda Pharmaceuticals International AG)

Chair: Peter Katelaris, Australia

Welcome

Peter Katelaris, Australia

Tailoring antisecretory therapy: the old and the new

Richard Hunt, United Kingdom

PPIs: spotlight on recent safety data

Peter Katelaris, Australia

H. pylori: current treatment, future trends

Peter Malfertheiner, Germany

Audience Q&A

Faculty

Meeting summary and close

Peter Katelaris, Australia

Industry Sponsored Symposia

Tuesday, October 18, 2016

Industry Sponsored Symposium

07:00 – 08:00 Room F2

Biosimilars: Experts Discuss Real-World Considerations

(Amgen Inc.)

Roundtable Discussion

Addressing Questions in the Evolving Biosimilar Landscape

Silvio Danese, Italy

Laurent Peyrin-Biroulet, France

Simon Travis, United Kingdom

Industry Sponsored Symposium

07:00 – 08:00 Room F1

NOR-SWITCH: Another piece of the puzzle Illuminating the future for clinicians and payers?

(Pfizer)

Chair: Stefan Schreiber, Germany

Welcome and introduction

Stefan Schreiber, Germany

Dissecting the data

Tore Kvien, Norway

Cost-effectiveness: the bigger picture

Michael Sobanja, United Kingdom

Clinical implications for gastroenterology

Stefan Schreiber, Germany

Summary

Stefan Schreiber, Germany

Meeting Close

Industry Sponsored Symposium

07:00 – 08:00 Room E1
Early Use to Long Term Management with Vedolizumab: A Spotlight on UC
 (Takeda Pharmaceuticals International AG)
 Chair: Peter Irving, United Kingdom

Welcome, agenda and objectives Introduction

Peter Irving, United Kingdom

Stepping up in UC - choices and challenges
 Edouard Louis, Belgium

Early use of vedolizumab in UC
 Pierre Michetti, Switzerland

Treatment success and long-term safety with vedolizumab in UC
 Peter Irving, United Kingdom

Audience questions
 All Faculty

Summary and close
 Peter Irving, United Kingdom

Industry Sponsored Symposium

17:45 – 19:15 Room G
Sustainable IBD Healthcare with the Patient in Focus – Idealistic or realistic?
 (AbbVie)
 Chair: Remo Panaccione, Canada

Introduction
 Remo Panaccione, Canada

Sustainable healthcare in IBD, looking into the future
 Remo Panaccione, Canada

Tailored approach for optimal outcome
 Edouard Louis, Belgium

Patient, doctor and healthcare preferences
 Gerhard Rogler, Switzerland

Q&A
 Moderated by Remo Panaccione, Canada

Industry Sponsored Symposium

17:45 – 19:15 Room K
Introducing new biosimilars into current IBD treatment algorithms: interactive panel discussion
 (Biogen Intl. GmbH)
 Chair: Simon Travis, United Kingdom

Opening and introduction
 Simon Travis, United Kingdom

Interactive panel discussion
Discussion topics:

- Establishing comparability
- Proving pharmacokinetic equivalence
- Confirming similarity with reference product
- Translating the totality of evidence into clinical practice
- Integrating biosimilars into IBD treatment algorithms

Geert d'Haens, The Netherlands
 Julián Panés, Spain
 Stefan Schreiber, Germany

Conclusions
 Panel

Industry Sponsored Symposium

17:45 – 19:15 Room E1
Crohn's disease: supporting patients in their pursuit of disease control
 (Janssen)
 Chair: Séverine Vermeire, Belgium

Welcome and overview of learning objectives
 Séverine Vermeire, Belgium

Unmet medical needs: is Crohn's disease (CD) sufficiently controlled?
 Séverine Vermeire, Belgium

Current therapeutic options in CD treatment: Where do we stand?
 Alessandro Armuzzi, Italy

New developments in the treatment of inflammatory bowel disease
 Laurent Peyrin-Biroulet, France

Interactive Q&A and discussion
 All speakers

Industry Sponsored Symposium

17:45 – 19:15 Room F2
Challenges in the medical management of reflux symptoms: what's new?
(RB)
Chair: Peter Kahrilas, USA

Pathophysiology of breakthrough symptoms
Daniel Sifrim, United Kingdom

Postprandial breakthrough symptoms
Guy Boeckstaens, Belgium

Managing breakthrough symptoms – what is new?
Cathal Coyle, United Kingdom

Industry Sponsored Symposium

17:45 – 19:15 Room F1
Broadening the horizon of intravenous iron treatment to improve patient outcomes in gastroenterology
(Vifor Pharma)
Chair: Axel Dignass, Germany

Welcome and introductions
Axel Dignass, Germany

Exploring iron deficiency in gastroenterology: current clinical evidence
Axel Dignass, Germany

Realising the benefits of intravenous iron through real-world data
Satish Keshav, United Kingdom

The patient perspective in IBD: why is it important?
Silvio Danese, Italy
Luisa Avedano, Belgium

Summary and close
Axel Dignass, Germany

Industry Sponsored Symposia Wednesday, October 19, 2016

Industry Sponsored Symposium

07:00 – 08:00 Room F2
Get Ready for the Global Epidemic of NASH: Evolving Diagnosis and Treatment Strategies
(Chronic Liver Disease Foundation)
Chairs: Zobair M. Younossi, USA
Vlad Ratziu, France

Welcome & Introduction to Epidemiology of NAFLD
Zobair M. Younossi, USA

Recent Advances in the Diagnosis, Management and Treatment of Patients with NASH
Vlad Ratziu, France

Case #1: Progression of Liver Disease
Vlad Ratziu, France

Case #2: Fatty Liver & HCC
Zobair M. Younossi, USA

Panel Discussion/Q&A
Zobair M. Younossi, USA
Vlad Ratziu, France

New perspectives in IBD: a practical guide for busy clinicians

UEG Week 2016, Austria Center Vienna
Sunday, 16th October 2016
18:00 – 19:30
Room: E1

Agenda

Chair: Professor Brian Feagan

Professor of Medicine, Schulich School of Medicine & Dentistry
University of Western Ontario, Canada

Treatment strategies in 2016: what, when and why?

Professor Edouard Louis
Head of Gastroenterology
University Hospital of Liège, Belgium

Predicting treatment response in 2016: TDM and beyond

Professor Dr Axel Dignass
Director of the Department of Medicine I
Agaplesion Markus Hospital, Goethe-University, Frankfurt/Main, Germany

Infliximab biosimilars: how should we be using them in 2016?

Dr Charlie Lees
Consultant Gastroenterologist
Western General Hospital, Edinburgh, UK

This satellite symposium meeting is funded and organised by Hospira, a Pfizer company
This symposium is not affiliated with UEG
Abbreviated Prescribing Information is available on the Hospira stand (X3/15)

THE CHRONIC LIVER DISEASE FOUNDATION PRESENTS

EXPERT PERSPECTIVES ON THE MANAGEMENT OF PBC

A CASE-BASED APPROACH

1.0
AMA PRA
Category 1
Credit™

MONDAY
OCTOBER 17, 2016
ROOM F2

Austria Center Vienna (ACV)

Registration/Breakfast: 6:45 AM

Symposium: 7:00 – 8:00 AM

There is no fee to attend and breakfast will be provided.
Space is limited; please arrive promptly.

This symposium is not affiliated with UEG.

Supported by an educational grant from Intercept Pharmaceuticals, Inc.

Jointly provided by the Annenberg Center for Health Sciences at Eisenhower and the Chronic Liver Disease Foundation.

The Annenberg Center for Health Sciences at Eisenhower is accredited by the Accreditation Council for Continuing Medical Education to provide continuing medical education for physicians.



Cynthia Levy, MD
University of Miami Medical School
Miami, Florida, USA



Gideon M. Hirschfield, MB BChir FRCP PhD
University of Birmingham
Birmingham, United Kingdom



THE CHRONIC LIVER DISEASE FOUNDATION PRESENTS

GET READY FOR THE GLOBAL EPIDEMIC OF NASH

EVOLVING DIAGNOSIS AND TREATMENT STRATEGIES

1.0
AMA PRA
Category 1
Credit™

WEDNESDAY
OCTOBER 19, 2016

ROOM F2

AUSTRIA CENTER VIENNA (ACV)

Registration/Breakfast: 6:45 AM

Symposium: 7:00 – 8:00 AM

There is no fee to attend and breakfast will be provided.
Space is limited; please arrive promptly.



ZOBAIR M. YOUNOSSI, MD, MPH
Inova Health System
Falls Church, Virginia, USA



VLAD RATZIU, MD, PhD
Hôpital Pitié Salpêtrière
Paris, France

This symposium is not affiliated with UEG.

Supported by an educational grant from Intercept Pharmaceuticals, Inc.

Jointly provided by the Annenberg Center for Health Sciences at Eisenhower and the Chronic Liver Disease Foundation.

The Annenberg Center for Health Sciences at Eisenhower is accredited by the Accreditation Council for Continuing Medical Education to provide continuing medical education for physicians.



Congress Information

Congress Venue

Austria Center Vienna
Bruno-Kreisisky-Platz 1
1220 Vienna, Austria

Congress Registration Counter

All congress material and documentation is available at the congress counters located in the Entrance Foyer



Opening Hours

Friday	October 14	14:00 – 18:00
Saturday	October 15	07:30 – 18:00
Sunday	October 16	07:30 – 18:00
Monday	October 17	07:00 – 18:00
Tuesday	October 18	07:00 – 18:00
Wednesday	October 19	07:00 – 16:00

During these opening hours the congress registration desk can be reached at: **T +43 676 845 880 703**

Congress Information

On-site Registration

On-site Registration does not necessarily entitle the participants to receive all congress material. On-site Registration will be handled upon a first-come, first-served basis, priority will be given to pre-registered delegates.

Congress Language

The official language of UEG Week is English. No simultaneous translation will be provided.

Name Badges

Participants are requested to wear their name badge at all times during the congress. The colours of the name badges have the following significance:

- Delegate of UEG Week
- Faculty, Officers, Organisers of UEG Week
- Delegate of Postgraduate Teaching Programme
- Delegate of UEG Week and Postgraduate Teaching Programme
- Delegate of ESGENA
- Exhibitor
- Press
- Congress Staff
- Guest/Common Interest Group/Business Meeting
- YGN Young GI Network

Please note that according to the EU Directive 2001/83/EC promotional material related to prescription-only medicines must be distributed or provided exclusively to Healthcare Professionals who are authorised to prescribe or dispense them.

How to get around

We ask all of our visitors to think of the environment and use public transport wherever possible:

Public Transportation Ticket

The congress badge serves as a public transportation ticket if it includes the logo of the public transportation company Wiener Linien alongside the validity date. All registered UEG Week and Fellow in Training delegates are entitled to use the public transportation system free of charge from Monday through to Wednesday, October 17 – 19. ESGENA delegates may use the public trans-

portation ticket free of charge from Saturday through to Monday, October 15-17. Vienna's public transportation system includes bus, Strassenbahn (tram), U-Bahn (underground) and S-Bahn (express city train). However, transportation to/from the airport using the CAT train, or S-Bahn (express city train) once the city boundaries are left, requires the purchase of a separate ticket.

Please see page 295 for a metro map of Vienna.

Kindly note that the congress badge only serves as a public transportation ticket if shown in conjunction with a valid ID (passport) in case of ticket checks.

How to get from the city centre to the venue

The fastest way to get from the city centre to the ACV is the underground line U1 (red) with direction "Leopoldau". Get off the U1 at "Kaisermühlen – VIC" and take exit "Schüttaustrasse" (Austria Center Vienna is also indicated).

How to get to the airport

Vienna International Airport – VIE is easily accessible from the ACV by public transportation and by taxi. The trip by taxi takes approx. 25 minutes, by public transportation approx. 50 minutes. Please take the underground line U1 (red) from the station "Kaisermühlen – VIC" with direction "Reumannplatz". Change at "Schwedenplatz" and take the underground line U4 (green) with direction "Hütteldorf". Get off the train at "Landstrasse" and take the City Airport Train. The City Airport Train operates every 30 minutes.

Taxi

A taxi stand is located close to the ACV next to the underground station "Kaisermühlen – VIC". Taxis can be called day and night at the telephone numbers: +43 1 401 00, +43 1 601 60 or +43 1 313 00.

Abstracts

The abstracts of UEG Week Vienna 2016 will be available online in the UEG Education Library and on a USB stick. Registered participants receive a voucher at the congress material counters in the Entrance Foyer and can pick up their USB stick at the poster service desk in Hall X4 "Scientific Centre", from Monday through to Wednesday, October 17-19, during the exhibition opening times.

Congress News and Website

The UEG website, UEG Week App and our social media channels will provide an overview of sessions and data presented each day and “what not to miss” the following day along with hot topics and snapshots of the congress. For more information, visit the UEG Week website (www.ueg.eu/week)

Livestreaming of Sessions

Become part of UEG Week and view 50% of all sessions of Europe’s largest GI meeting from wherever you want!

live UEG will connect everyone to its annual meeting via livestream on the UEG Week Live website. Lean back and get updated on relevant GI and liver topics free of charge, and connect with the community via the UEG Week Social Wall. Simply sign in to myUEG. For more information, please visit live.ueg.eu

UEG Week 2016 App

Get the UEG Week 2016 App for your smartphone now and experience the congress at your fingertips! Send questions as text messages during a session or quickly find your way through the most up-to-date congress schedule. Cast your vote in interactive sessions via the app. Have a look at the latest floor plans and browse through the exhibition and company profiles. Stop carrying around piles of paper. Just take the congress with you, wherever and whenever you want!

The app is completely free of charge and provides iPhone/iPad, and Android smartphone users at UEG Week Vienna 2016 with on-the-go access to the congress’ most exciting interactive features.

The Q&A tool is available in the following session rooms: Room A, B, C, D, E1, E2, F1, and F2.

The UEG Week 2016 App is available at:



Programme Changes

UEG cannot assume liability for any changes in the conference programme due to external or unforeseen circumstances.

Meet UEG

Find out more about the work we do at the UEG Booth in the Entrance Foyer.



Opening Hours

Saturday	October 15	09:00 – 17:00
Sunday	October 16	09:00 – 17:00
Monday	October 17	09:00 – 17:30
Tuesday	October 18	09:00 – 17:30
Wednesday	October 19	09:00 – 14:00

UEG Members Village

Meet representatives of UEG’s Member Societies in the Entrance Foyer.

UEG Young GI Lounge

Join the Young GI Network on Level 0. For more info please see page 23.

Speakers Centre

The Speakers Centre is located on Level 0. Speakers are asked to hand in their CD-ROM or USB stick, containing the Power-Point Presentation (IBM format or compatible, no multisession) or video preferably one day before their presentation but at the latest 3 hours prior to the presentation. The presentation will be transferred to the central congress server and will be available afterwards on a special congress notebook in the hall of the presentation. Due to time and technical reasons we kindly ask the speakers not to use their own notebook. In the speakers centre there are several PCs where speakers can also work on their slides in a quiet area. Technical staff will be happy to assist.



Opening Hours

Friday	October 14	14:00 – 18:00
Saturday	October 15	07:30 – 18:00
Sunday	October 16	07:30 – 18:00
Monday	October 17	07:00 – 18:00
Tuesday	October 18	07:00 – 18:00
Wednesday	October 19	07:00 – 14:00

Internet Centre and WiFi

The Internet Centre with several terminals is located on Level -2 in Foyer D.



Opening Hours

Monday	October 17	09:00 – 17:30
Tuesday	October 18	08:30 – 17:30
Wednesday	October 19	08:30 – 14:00

WiFi is available throughout the venue. Please select the **WiFi network: UEG Week**. No password is needed.

Poster Exhibition

Posters are displayed from Monday, October 17 until Wednesday, October 19 in the poster exhibition on Level 0 in Halls X4 and X5. The posters are changed daily and are at display during the following times:



Monday	October 17	10:30 – 17:00
Tuesday	October 18	09:00 – 17:00
Wednesday	October 19	09:00 – 14:00

The poster presenters are asked to put up and remove their poster on the day of presentation according to the schedule below:

Hanging: On the day of display 10:00 – 10:30 (Mon) and 08:00 – 09:00 (Tue – Wed).

Removal: On the day of display 17:00 – 17:30 (Mon – Tue) and 14:00 – 14:30 (Wed).

Posters that have not been removed by the respective time will be disposed of. Poster material to put up the poster is available at the poster service desk in the poster exhibition area.

If you have submitted a poster for printing for UEG Week 2016 through the CTI Poster Printing Service, please pick up your poster on Monday, October 17 from 10:00 until 17:30, on Tuesday, October 18 from 08:00 until 14:30 and on Wednesday, October 19 from 08:00 until 14:00 at the poster service desk in the poster area.

E-Posters

E-Posters will be available on Level 0 in Halls X4 and X5 in the poster area. All poster presenters have been invited to upload their poster prior to UEG Week. All uploaded E-Posters can be searched for and viewed electronically on the 6 terminals in the poster area throughout Monday, October 17 to Wednesday, October 19 during the above mentioned times.

Technical Exhibition

UEG Week is accompanied by a major technical exhibition taking place in Halls X1, X2, X3, Foyer X4, Hall X5 and Foyer D on Levels -2 and 0. This provides an excellent opportunity for physicians, pharmacists, pharmacy assistants, nurse practitioners, physician assistants to interact with the industry and familiarise themselves with the latest advances in technology and pharmacology. For further information and floor plans please see the list of exhibitors on page 299 and following, in the UEG Week 2016 App as well as on the UEG website www.ueg.eu/week.

Please note that according to the EU Directive 2001/83/EC promotional material related to prescription-only medicines must be distributed or provided exclusively to healthcare professionals who are authorised to prescribe or dispense them.



Opening Hours

Monday	October 17	09:00 – 17:30
Tuesday	October 18	08:30 – 17:30
Wednesday	October 19	08:30 – 14:00

Press Centre

The Press Centre is located on Level 0. It is open from 08:00 – 18:00 (Sun – Tue, October 16 – 18) and 08:00 – 16:00 (Wed, October 19).

All press/media representatives are invited to attend the press briefings in UEG Meeting Room 3:

Press Briefings

Monday	October 17	12:15 – 13:30
Tuesday	October 18	12:15 – 13:30

Local and international speakers will be available to answer questions.

The Press Centre is managed by the press agency Spink. The agency's staff is pleased to provide more detailed information related to press activities during UEG Week Vienna 2016.

Silent Room

There is a room set apart for prayer. It is a quiet place, where delegates may withdraw to seek divine strength and guidance. The silent room is located in Room 0.81 on Level 0.

Coffee Breaks and Lunch

PGT Programme and ESGENA Conference (Sat – Sun)

Coffee and light lunches are provided in the catering areas in Foyer A and C on Level 2 for PGT Programme and ESGENA Conference delegates on Saturday, October 15. On Sunday, October 16, Catering for PGT Programme delegates will be provided again in Foyer A and C and for ESGENA Conference delegates in Foyer G on Level -2.



PGT Catering Times

Saturday, October 15 and Sunday, October 16

Coffee Break	10:30 – 11:00
Lunch	13:00 – 14:00

**ESGENA Catering Times****Saturday, October 15**

Coffee Break 10:30 - 11:00 // 15:30 - 16:00

Lunch 13:00 - 14:00

Sunday, October 16

Coffee Break 10:30 - 11:00 // 16:30 - 17:00

Lunch 13:00 - 14:00

UEG Week Programme (Mon - Wed)

Coffee and tea as well as a light lunch are served free of charge to all registered UEG Week participants in the designated catering stations located within the exhibition area in Hall X1, X2, X3 and X5.

**UEG Week Catering Times****Monday, October 17 and Tuesday, October 18**

Coffee Break 10:00 - 10:30 // 15:30 - 15:45

Lunch 12:00 - 14:00

Wednesday, October 19

Coffee Break 10:00 - 10:30

Lunch 12:00 - 14:00

Throughout the venue there will be water dispensers and catering kiosks to buy refreshments and snacks.

Networking Areas

The perfect meeting point to network with colleagues are our designated networking areas in the exhibition area where we provide charging stations for your mobile devices. Or join us at the UEG Booth in the Entrance Foyer to network and catch up with peers. The Live Endoscopy will also be transmitted to the networking areas on Tuesday.

Congress delegates below 40 are also invited to meet other young fellows in the Young GI Lounge at Level 0, where they can form new collaborations, surf the net, charge their devices and join our social media activities!

Cloakroom

The cloakrooms are located on Level 0 (entrance area) and can be used free of charge from Saturday, October 15 through to Wednesday, October 19. Participants can also store their luggage there.

Emergency and First Aid

In case of emergency please contact the staff at the registration counter in the Entrance Foyer. The attentive staff will be pleased to help.

Car Park

The Austria Center Vienna provides covered, secure parking for delegates. The parking fee of € 3 per hour or € 10 per day is not included in the registration fee.

Smoking

The Austria Center Vienna is a non-smoking venue. Smoking is prohibited within the congress venue.

Photos, Filming and Recording of Scientific Sessions

It is strictly forbidden to film, take photos or record any oral or poster presentation of UEG Week without the consent of the organiser (including smart phones, mobile devices, etc). Please note that numerous sessions will be recorded and published at www.ueg.eu/education/library immediately after the congress and will be available for all congress delegates. This archive will also include all abstracts, E-Posters and the Syllabus of the Postgraduate Teaching Programme.

Insurance / Liability

UEG does not accept any liability for damages and/or losses of any kind which may be incurred by the congress participants, during either the official activities or official UEG networking events. Delegates attend the congress at their own risk. Participants are advised to take out insurance against loss, accidents or damage that could be incurred during the congress.

Safety

As in all major cities and congress venues, people should always keep an eye on their personal belongings. Please be aware of pickpocketing and bag-snatching and make sure to take off your name badge and congress bag when you go sightseeing in downtown Vienna. Wearing the name and bag identifies you as a tourist which might attract pickpockets.



NOR-SWITCH: Another piece of the puzzle

Illuminating the future for clinicians and payers?

In light of the highly anticipated outcomes of the NOR-SWITCH study, Stefan Schreiber will chair a discussion with the principal investigator of the trial Tore Kvien, to analyse the NOR-SWITCH data in detail. The discussion will also examine the implications of the NOR-SWITCH study results for the utilisation of biosimilars in clinical practice.

Tuesday 18th October
07:00–08:00

Room F1, Austria Center Vienna

Chair: Stefan Schreiber (Germany)

Welcome and introduction	<i>Stefan Schreiber (Germany)</i>
Dissecting the data	<i>Tore Kvien (Norway)</i>
Cost-effectiveness: the bigger picture	<i>Michael Sobanja (UK)</i>
Clinical implications for gastroenterology	<i>Stefan Schreiber</i>
Summary	<i>Stefan Schreiber</i>



A  Company

This satellite symposium meeting is funded and organised by Hospira, a Pfizer company
This symposium is not affiliated with UEG
Abbreviated Prescribing Information is available on the Hospira stand (X3/15)

PP-IFA-CLB-0337
Date of preparation: August 2016

Acknowledgements

(as of September 7, 2016)

UEG gratefully acknowledges the support of the following companies:

Premium Partners

AbbVie		Pfizer	
FUJIFILM Europe GmbH		Takeda Pharmaceuticals International AG	
Olympus Europa SE & Co. KG			

Major Partners

Allergan Pharmaceuticals Ireland		MEDTRONIC	
Biogen Intl. GmbH		MSD	
Celltrion Healthcare Co., Ltd.		PENTAX Europe GmbH	
Janssen		Shire	

General Sponsors and Exhibitors

3D MATRIX
 Alfa Wassermann S.p.A.
 Alton (Shanghai) Medical Instruments Co.,Ltd
 American Molecular Laboratories Inc.
 amg International GmbH
 Ankon Medical Technologies Co., LTD
 Anrei Medical(HZ) Co.,Ltd
 Apollo Endosurgery
 Astellas Pharma Europe Ltd
 Bedford Scientific Limited
 Beijing Richen-force Science & Technology Co., LTD
 BHT Hygienetechnik GmbH
 BIOCODEX
 Biohit Oyj
 Boehringer Ingelheim Pharma GmbH & Co KG
 Boston Scientific International

BÜHLMANN Laboratories AG
 C2 Therapeutics
 CALPRO AS
 Cantel Medical
 CapsoVision
 Casen Recordati S.L
 CBC Group
 CDx Diagnostics
 Celgene Corporation
 Chronic Liver Disease Foundation
 CMI
 CONMED
 Cook Medical
 Creo Medical
 CROSPON
 Dr. Falk Pharma GmbH

General Sponsors and Exhibitors

ELLA-CS	Medix Biochemica
EMcision International Inc.	medwork GmbH
EMED SP. Z O. O. SP. K.	Mendes SA
ENDALIS SARL	Micro-Tech-Europe GmbH/ Micro-Tech (Nanjing) Co. Ltd.
Endoaccess GmbH	MTW-Endoskopie
EndoAid Ltd.	Nature Reviews Disease Primers
EndoClot Plus, Inc.	NIKKISO Europe GmbH
Endoscopic Ultrasound Journal	Niso Biomed
Endoscopy / ESGE - Thieme	Norgine Limited
Endosoft	NOVENTURE, S.L.
EndoStim BV	Otsuka Pharmaceutical Europe Ltd
Endotics	Ovesco Endoscopy AG
epigenomics	Oxford University Press
ERBE Elektromedizin GmbH	Peter Pflugbeil GmbH, Medizinische Instrumente
Eurospital	ProStrakan
Finemedix	RB
GE Healthcare	R-Biopharm AG
Genetic Analysis	Robarts Clinical Trials B.V.
Gilead Sciences	S&G BIOTECH INC.
Hangzhou AGS MedTech Co.,Ltd.	Sandhill Scientific Inc.
Hospira, a Pfizer Company	Shangxian Minimal Invasive Inc.
Huger Medical Instrument Co., Ltd	SHENZHEN ZHONGHE HEADWAY BIO-SCI & TECH CO., LTD
IMAGE 2017 - 8th International Live Endoscopy Course	Shionogi
Immundiagnostik AG	SMART MEDICAL SYSTEMS LTD.
INFAI GMBH	SOFAR SPA
INSTITUT ALLERGOSAN pharmazeutische Produkte	Soluscope SAS
Forschungs- und Vertriebs GmbH	SonoScape Medical Corp.
Intercept Pharmaceuticals	STEELECO SPA
IntroMedic Co., Ltd	SUMITOMO BAKELITE CO.,LTD.
invendo medical GmbH	Surgical Science
Ipsen Pharma	Taewoong Medical Co., Ltd
Jiangsu ATE Medical Technology Co., Ltd	TEAC Europe GmbH
Jinshan Science & Technology	The Lancet
KARL STORZ GMBH & CO. KG	The Standard Co., Ltd
LA LETTRE DE L'HEPATO-GASTROENTEROLOGUE	Tillotts Pharma AG
LABORIE (MMS)	UltraZonic BVBA
Leo Medical Co., Ltd	US Endoscopy
Life Partners Europe	Vifor Pharma
M.I. Tech Co., Ltd	Vital Therapies, Inc.
MAYOLY SPINDLER	Walz Elektronik
Mederi Therapeutics Inc.	WILEY
Medify BV	Wilson Instruments(SHA)Co.,Ltd.
Medi-Globe GmbH/ Endo-Flex GmbH	Wisepress Ltd
MEDIGUS Ltd.	Zhejiang ChuangXiang Medical technology Co.,Ltd
MEDITALIA S.A.S.	Zhuji Pengtian Medical Instrument Co.,Ltd

UEG thanks its long-term partners for their continuous support!

JOIN US FOR A SCIENTIFIC SYMPOSIUM AT
UEG WEEK
VIENNA 2016



Weighing the Therapeutic Potential of Current and **Emerging UC Therapies**

Perspectives on
Immunomodulators
for the Treatment of UC

Iris Dotan, MD
Tel Aviv Sourasky
Medical Center

Clinical Applications
of Therapeutic Drug Monitoring

Remo Panaccione, MD
University of Calgary

Targeting Inflammatory
Pathways in UC

**Jean-Frederic Colombel,
MD – Chair**
Icahn School of Medicine
at Mount Sinai

Sunday, 16 October 2016 • 16:15–17:45 • Room E1 • Austria Centre Vienna
Refreshments will be provided



Funded and sponsored by Pfizer PP-XEL-EUR-0099
This symposium is not affiliated with UEG
Date of Preparation: August 2016

List of Exhibitors and Exhibition Floor Plans

Technical Exhibition

UEG Week is accompanied by a major technical exhibition taking place in Halls X1, X2, X3, Foyer X4, Hall X5 and Foyer D on Levels -2 and 0.



Opening Hours

Monday	October 17	09:00 – 17:30
Tuesday	October 18	08:30 – 17:30
Wednesday	October 19	08:30 – 14:00

List of Exhibitors

(as of September 7, 2016)

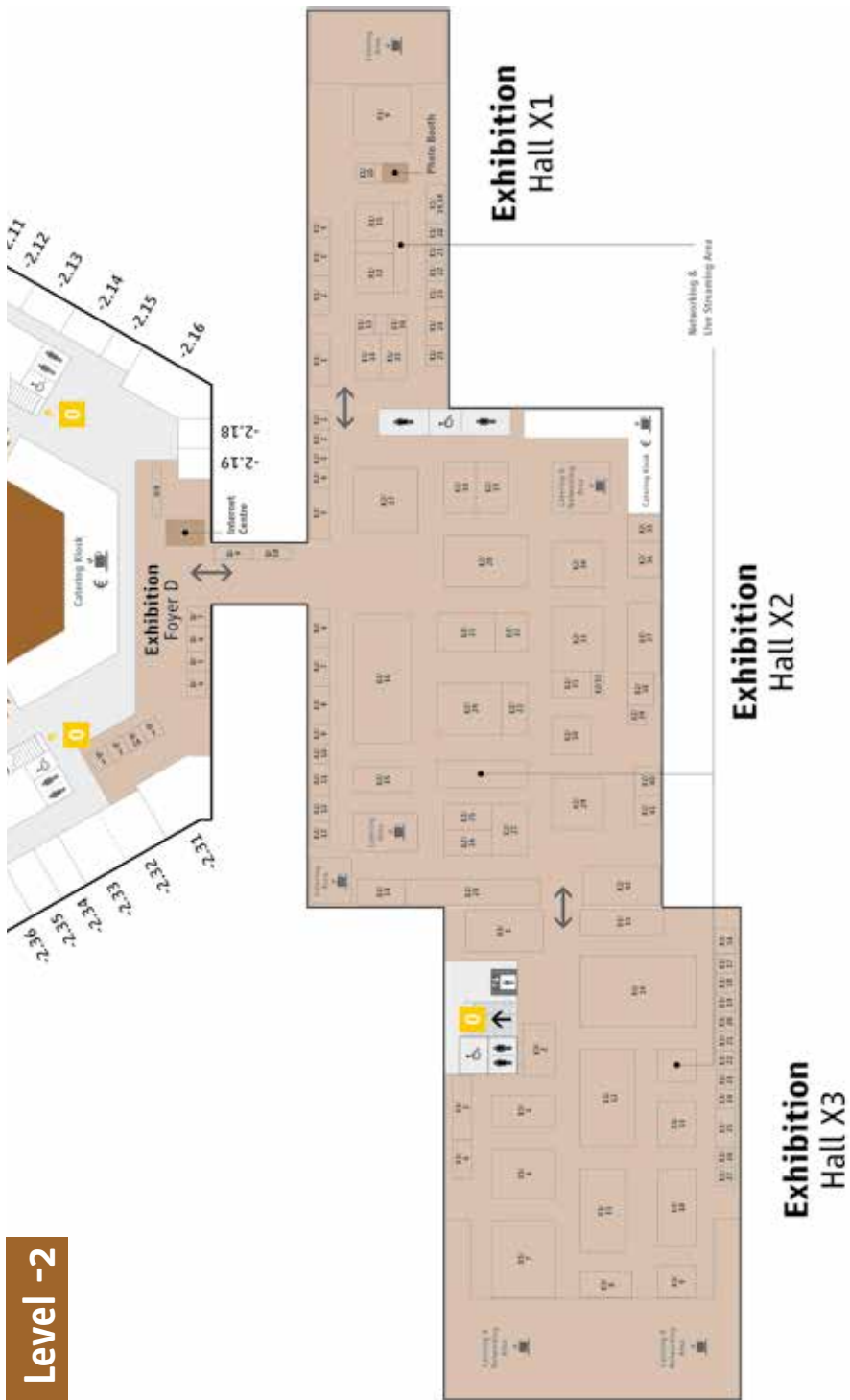
Premium Partners	Booth No.
AbbVie	X3/14
AbbVie	X3/5
FUJIFILM Europe GmbH	X5/18
OLYMPUS Europa SE & Co. KG	X5/19
Pfizer	X3/13
TAKEDA Pharmaceuticals International AG	X2/16
TAKEDA Pharmaceuticals International AG	X2/15

Major Partners	Booth No.
Allergan Pharmaceuticals Ireland	X3/12
Biogen Intl. GmbH	X3/11
Celltrion Healthcare Co., Ltd.	X3/6
Janssen	X3/10
MEDTRONIC	X3/1
MEDTRONIC	X3/2
MSD	X3/7
PENTAX Europe GmbH	X5/7
Shire	X5/6

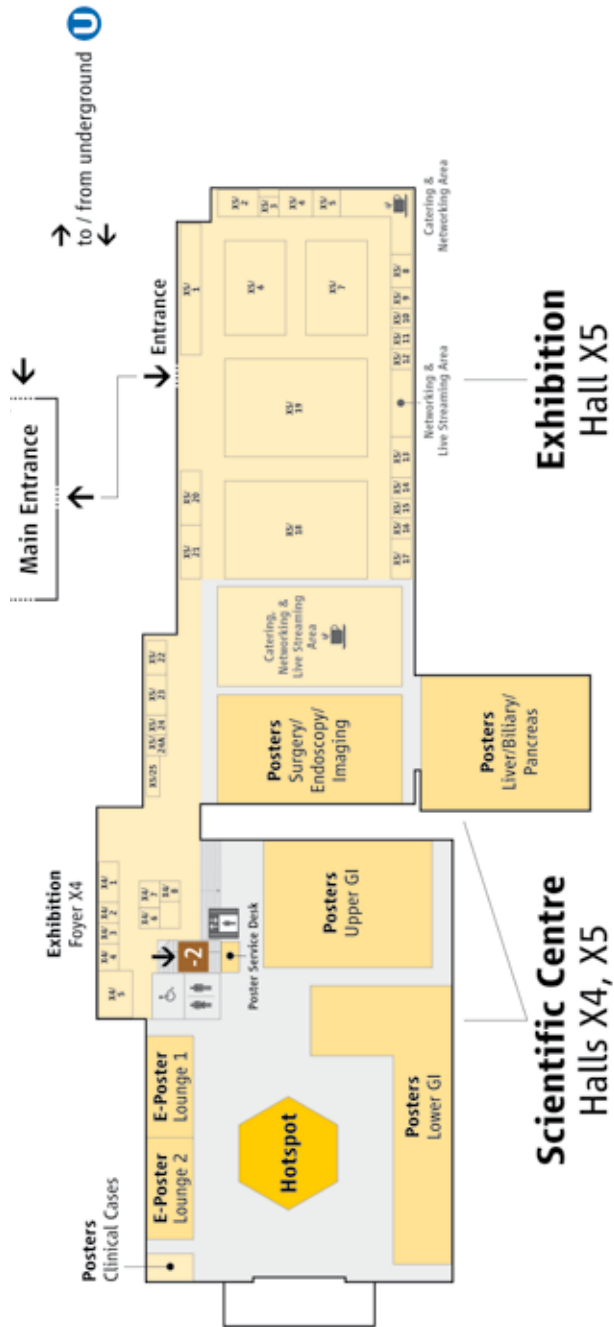
General Exhibitors	Booth No.
3D MATRIX	D/4
Alfa Wassermann S.p.A.	X2/18
Alton (Shanghai) Medical Instruments Co.,Ltd	X3/21
American Molecular Laboratories Inc.	X1/22
amg International GmbH	X3/20
Ankon Medical	X5/2
Anrei Medical(HZ) Co.,Ltd	X3/24
Apollo Endosurgery	X1/24
Bedfont Scientific Limited	X1/5
Beijing Richen-force Science & Technology Co., LTD	X2/40
BHT Hygienetechnik GmbH	X5/8
BIOCODEX	X3/8
Biohit Oyj	X3/23
Boehringer Ingelheim Pharma GmbH & Co KG	X2/33
Boston Scientific International	X2/20
BÜHLMANN Laboratories AG	X2/31
C2 Therapeutics	X5/3
CALPRO AS	X5/25
CapsoVision	X5/21
Casen Recordati S.L	X2/12
CBC Group	X2/7
CDx Diagnostics	X3/22
Celgene Corporation	X2/21
CMI	X5/14
CONMED	X2/39
Cook Medical	X2/24
Creo Medical	X5/12
CROSPON	X1/13
Dr. Falk Pharma GmbH	X2/28
ELLA-CS	D/10

General Exhibitors	Booth No.
EMcision International Inc.	X1/21
EMED SP. Z O. O. SP. K.	X2/2
ENDALIS SARL	X1/20
Endoaccess GmbH	X4/3
EndoAid Ltd.	X5/23
EndoChoice GmbH	X2/42
EndoClot Plus, Inc.	X5/10
Endoscopic Ultrasound Journal	D/3
Endoscopy / ESGE - Thieme	D/6
Endosoft	X1/25
EndoStim BV	X3/16
Endotics	X2/35
epigenomics	X2/1
ERBE Elektromedizin GmbH	X2/22
Eurospital	X2/9
Finemedix	X3/26
GE Healthcare	X3/4
Genetic Analysis	X3/19
Gilead Sciences	X1/11
Hangzhou AGS MedTech Co.,Ltd.	X1/3
Hospira, a Pfizer Company	X3/15
Huger Medical Instrument Co., Ltd	X2/11
IMAGE 2017 - 8th International Live Endoscopy Course	X5/24
Immundiagnostik AG	X4/8
INFAI GMBH	X4/7
INSTITUT ALLERGOSAN pharmazeutische Produkte Forschungs- und Vertriebs GmbH	D/9
Intercept Pharmaceuticals	X1/9
IntroMedic Co., Ltd	X1/12
invendo medical GmbH	X1/23

General Exhibitors	Booth No.	General Exhibitors	Booth No.
Jiangsu ATE Medical Technology Co., Ltd	X5/16	The Lancet	D/2
Jinshan Science & Technology	X3/9	The Standard Co., Ltd	D/5
KARL STORZ GMBH & CO. KG	X3/3	UltraZonic BVBA	X1/16
LA LETTRE DE L'HEPATO-GASTROENTEROLOGUE	X2/41	US Endoscopy	X2/37
LABORIE (MMS)	X2/30	Vifor Pharma	X5/20
Leo Medical Co., Ltd	X5/11	Vital Therapies, Inc.	X1/15
Life Partners Europe	X2/4	Walz Elektronik	X2/10
M.I. Tech Co., Ltd	X2/5	WILEY	D/2A
MAYOLY SPINDLER	X2/14	Wilson Instruments(SHA)Co.,Ltd.	X2/8
Mederi Therapeutics Inc.	X1/19,X1/18	Wisepress Ltd	D/8
Medify BV	X5/24A	Zhejiang ChuangXiang Medical technology Co.,Ltd	X5/15
Medi-Globe GmbH/ Endo-Flex GmbH	X2/34	Zhuji Pengtian Medical Instrument Co.,Ltd	X5/9
MEDIGUS Ltd.	X2/32		
MEDITALIA S.A.S.	X1/14	Members Village - Level 0	Booth No.
Medivators	X5/1	EAES	MV0/7
medwork GmbH	X2/23	EAGEN	MV0/13
Mendes SA	X4/2	EASL	MV0/1
Micro-Tech-Europe GmbH		ECCO	MV0/14
Micro-Tech (Nanjing) Co. Ltd.	X2/26	EDS	MV0/3
MTW-Endoskopie	X2/19	EFISDS	MV0/6
NIKKISO Europe GmbH	X4/1	EHMSG	MV0/10
Niso Biomed	X5/22	EPC	MV0/2
Norgine Limited	X2/17	ESCP	MV0/8
NOVENTURE, S.L.	X2/38	ESDO	MV0/4
Otsuka Pharmaceutical Europe Ltd	X1/1	ESGAR	MV0/12
Ovesco Endoscopy AG	X4/4	ESGE	MV0/15
Oxford University Press	D/1	ESNM	MV0/5
Peter Pflugbeil GmbH, Medizinische Instrumente	X2/3	ESPCG	MV0/9
ProStrakan Limited	X2/29	ESPGHAN	MV0/11
RB	D/7	SAGE	MV0/16
R-Biopharm AG	X2/6		
Robarts Clinical Trials B.V.	X1/2	Association & Future Events Area – Level 1	Booth No.
S&G BIOTECH INC.	X3/25	EFCCA	AFA1/13
Sandhill Scientific	X5/5	Egypt GastroHep Congress	AFA1/12
Shangxian Minimal Invasive Inc.	X3/27	European Section & Board of	
SHENZHEN ZHONGHE HEADWAY		Gastroenterology and Hepatology (ESBGH)	AFA1/14
BIO-SCI & TECH CO., LTD	X3/17	GEEW	AFA1/5
Shionogi	X3/18	Gut Microbiota for Health (ESNM)	AFA1/2
SMART MEDICAL SYSTEMS LTD.	X2/27	ISDE	AFA1/6
SOFAR SPA	X2/36	OESO 2017	AFA1/4
Soluscope SAS	X5/13	Rome Foundation	AFA1/3
SonoScape Medical Corp.	X5/4	Sociedade Portuguesa de Gastenterologia	AFA1/1
STEELCO SPA	X5/17	WEO	AFA1/15
SUMITOMO BAKELITE CO.,LTD.	X2/13	World Gastroenterology Organisation	AFA1/16
Surgical Science	X1/10		
Taewoong Medical Co., Ltd	X2/25		
TEAC Europe GmbH	X4/6		



Level 0



25th ueg week

advancing science, linking people

Barcelona, Spain

October 28 – November 1, 2017

Venue: Fira Gran Via



Share your research with renowned experts and peers from across the globe

- Present your clinical and basic science gastroenterology research
- Your abstract is eligible for UEG Week Awards
- Ground-breaking research is chosen to be featured at the Abstract on Fire Sessions in the UEG Week Hotspot
- E-Poster terminals, Posters in the Spotlight and Poster Champ Sessions boost exposure and interactivity
- Daily poster sessions on clinical cases provide a forum for the discussion of challenging clinical problems

Make your scientific achievements visible on an international stage and prepare your abstract for UEG Week.

Find out more, visit www.ueg.eu/week

**Abstract
Submission
Deadline:
April 27, 2017**

Letter of Thanks



Dear Colleagues,

On behalf of the UEG Scientific Committee, I would like to take this opportunity to thank you most sincerely for your contribution as an abstract reviewer for the original programme of UEG Week Vienna 2016. The abstract reviewing process has been again very important this year with a number of innovations introduced to improve especially the poster abstract presentations.

I know just how much time and effort reviewing abstracts takes, but without your expertise we would not have the quality that I believe we have achieved in the free paper and poster sessions, and UEG Week would not be the top international digestive diseases meeting that it has become today. Thank you! We received a number of 3,242 abstracts in total for UEG Week Vienna 2016. In total, 2,050 abstracts were accepted, giving an acceptance rate of 68,97%. 403 abstracts will be delivered as oral presentations and 1,647 as posters.

I am even more pleased to tell you that standards have again reached a very high level and we can expect to be exposed to most interesting research and great presentations. This high volume and high standard confirm

that UEG Week is the most important forum at which to present your best research.

We have received 52 video cases which were formally evaluated by the Scientific Committee for presentation in Vienna. As in previous years, late breaking abstracts have been scored by the Scientific Committee for presentation in Vienna. The quality of reviewing this year was excellent, but if you have any further (positive or negative) comments, please do let us know! Finally, but most importantly, thanks to all investigators both within and outside Europe who have submitted their research to the meeting, and who are clearly contributing to making UEG Week Vienna 2016 such a great success!

Magnus Simrén
Chair, UEG Scientific

List of Reviewers

A

Aabakken, Lars
 Abraldes, Juan
 Acalovschi, Monica
 Adamina, Michel
 Adham, Mustapha
 Adolph, Timon Erik
 Agreus, Lars
 Albano, Emanuele
 Allez, Matthieu
 Almasio, Piero Luigi
 Almeida, Raquel
 Andresen, Viola
 Annibale, Bruno
 Arlt, Alexander
 Armengol-miro, Jose Ramon
 Arvanitakis, Marianna
 Atherton, John
 Aziz, Qasim
 Azpiroz, Fernando

B

Bahr, Matthias J.
 Balaguer, Francesc
 Barbara, Giovanni
 Barbu, Sorin Traian
 Barthet, Marc
 Basoli, Antonio
 Bazzoli, Franco
 Beaugerie, Laurent
 Beglinger, Christoph
 Beldi, Guido
 Bemelman, Willem
 Benamouzig, Robert
 Bendtsen, Flemming
 Bernink, Jochem Huib Jan
 Bhala, Neeraj
 Biancone, Livia
 Biesiekierski, Jessica
 Binder, Henry J.
 Binek, Janek
 Bisschops, Raf
 Bléro, Daniel
 Böcker, Ulrich
 Boormeester, Marja A.
 Bor, Serhat
 Bories, Erwan

Bornschein, Jan
 Bouhnik, Yoram
 Bourreille, Arnaud
 Bredenoord, Albert Jan
 Brigidi, Patrizia
 Bures, Jan
 Burisch, Johan
 Burra, Patrizia
 Busch, Olivier R. C.
 Bytzer, Peter

C

Caca, Karel
 Caprioli, Flavio
 Capurso, Gabriele
 Cardenas, Andres
 Carneiro, Fatima
 Carter, Ross
 Caseiro Alves, Filipe
 Castiella Eguzkiza, Agustin
 Castro, Rui Eduardo
 Cellier, Christophe
 Chermesh, Irit
 Chmiela, Magdalena
 Cholongitas, Evangelos
 Colombel, Jean-Frederic
 Copăescu, Catalin
 Corsetti, Maura
 Cortez-Pinto, Helena
 Cosnes, Jacques
 Costamagna, Guido
 Cravo, Marilia
 Cremers, Isabelle

D

de Boer, Nanne
 de Franchis, Roberto
 De Giorgio, Roberto
 de Knecht, Robert J.
 De Palma, Giovanni
 De Simone, Claudio
 De Wit, Niek J.
 Dejacó, Clemens
 Dekker, Evelien
 Del Chiaro, Marco
 Delhaye, Myriam
 Delladetsima, Johanna
 de-Madaria, Enrique

Depoortere, Inge
 Deprez, Pierre Henri
 Deviere, Jacques
 D'Haese, Jan Goesta
 di Pietro, Massimiliano
 Dignass, Axel
 Dinis-Ribeiro, Mario
 Djuranovic, Srdjan
 Dorta, Gian
 Dotan, Iris
 Drenth, Joost P. H.
 Drewes, Asbjørn
 Ducrotté, Philippe
 Dziki, Adam

E

Eliakim, Rami
 El-Omar, Emad
 Emmanuel, Anton
 Enck, Paul
 Ensari, Arzu
 Eutamene, Helene

F

Färkkilä, Martti A.
 Ferenci, Peter
 Ferreira, Rui M.
 Fichna, Jakub
 Fitzgerald, Rebecca Clare
 Fockens, Paul
 Ford, Alexander Charles
 Fox, Mark
 Francoz, Claire
 Friess, Helmut
 Froehlich, Florian
 Fujishiro, Mitsuhiro

G

Gangl, Alfred
 Gasbarrini, Antonio
 Gemilyan, Manik
 Ghaneh, Paula
 Ghia, Jean-Eric
 Giangregorio, Francesco
 Gionchetti, Paolo
 Giovannini, Marc
 Gisbert, Javier
 Gisbertz, Suzanne S.

Goetz, Martin
 Gordon, Harriet
 Gottrand, Frederic
 Graf, Rolf
 Graziadei, Ivo
 Gress, Thomas M.
 Grgurevic, Ivica
 Grundy, David

H

Haddad, Fouad
 Hahnloser, Dieter
 Halfvarson, Jonas
 Hammad, Essam
 Hammer, Heinz Florian
 Handra-Luca, Adriana
 Harbord, Marcus
 Hassan, Cesare
 Hatakeyama, Masanori
 Havre, Roald Flesland
 Heieck, Frank
 Hellström, Per Martin
 Helmberger, Thomas
 Henderson, Neil
 Herszényi, László
 Hofer, Harald
 Hoffman, Arthur
 Hojsak, Iva
 Hong, Sung Pil
 Hovde, Øistein
 Huberty, Vincent
 Huibregtse, Inge L.
 Hull, Mark A.
 Hultcrantz, Rolf
 Hytiroglou, Prodromos

I

Iacopini, Giampaolo
 Ilan, Yaron
 Izbicki, Jakob R.

J

Jackson, Simon
 Jansen, Peter L. M.
 Jaroszewicz, Jerzy
 Jenkinson, Ian
 Jensenofsky, Ralf
 Jonkers, Daisy Mae

K

Karagiannis, John
 Karlsen, Tom Hendrik
 Kaser, Arthur
 Kaukinen, Katri
 Kelly, Paul
 Keshav, Satish
 Keszthelyi, Daniel
 Kida, Mitsuhiro
 Kleger, Alexander
 Kobara, Hideki
 Koletzko, Berthold
 Koletzko, Sibylle
 Koning, Frits
 Kori, Michal
 Korponay-Szabo, Ilma Rita
 Krishnadath, Kausilia K.
 Kuipers, Ernst J.
 Kupcinskas, Limas
 Kurppa, Kalle

L

Lackner, Karoline
 Laghi, Andrea
 Laharie, David
 Lakatos, Peter László
 Lamarque, Dominique
 Lambregts, Doenja M.
 Langner, Cord
 Laukkarinen, Johanna
 Le Moine, Olivier
 Leicester, Roger
 Leja, Marcis
 Lemmers, Arnaud
 Lennon, Anne Marie
 Leroi, Anne Marie
 Lévy, Philippe
 Lindberg, Greger
 Lindsay, James
 Lopes, Ana Isabel
 Louis, Hubert
 Louis, Edouard
 Lügering, Andreas
 Lugli, Alessandro
 Lundell, Lars
 Lundin, Knut E. A.
 Luzzi, Francesco

M

Maaroos, Heidi-Ingrid
 Maaser, Christian
 Machado, Jose Carlos L.
 Machado, Mariana Luísa
 Moutinho Verdelho

Maillard, Michel
 Makrithathis, Athanasios
 Malagelada, Juan Ramon
 Malagelada, Carolina
 Malfertheiner, Peter
 Manns, Michael
 Manolakopoulos, Spilios
 Mantzaris, Gerassimos
 Marchesini, Giulio
 Marinho, Rui Tato
 Marquardt, Jens Uwe
 Marti-Bonmati, Luis
 Martinek, Jan
 Masclee, Ad
 Matsyiak Budnik, Tamara

Mayerle, Julia
 Mcalindon, Mark
 McColl, Kenneth
 McLaughlin, John
 Mearín Manrique, Fermín
 Megraud, Francis
 Meier, Peter
 Meining, Alexander
 Meisner, Soren
 Menu, Yves
 Michetti, Pierre
 Michl, Patrick
 Milashka, Mariana
 Milosavljevic, Tomica
 Mion, Francois
 Moeller, Soeren
 Mönkemüller, Klaus
 Moreels, Tom
 Morino, Mario
 Moschen, Alexander R.
 Müller-Lissner, Stefan
 Muñoz Navas, Miguel
 Murray, Charles
 Musala, Carmen
 Musso, Alessandro
 Myrelid, Pär

N

Nakajima, Takeshi
 Nardone, Gerardo
 Naylor, Gregory
 Neesse, Albrecht
 Ness-Jensen, Eivind
 Neuberger, James
 Neuhaus, Horst
 Ng, Siew Chien
 Nielsen, Ole Haagen
 Niesler, Beate

Nieveen van Dijkum, E. J. M.
 Nowakowska-Dulawa, Ewa

O

Ohlsson, Bodil
 Öhman, Lena
 Okolicsanyi, Lajos
 Oliveira, Carla
 Oliveira, Claudia
 O'Morain, Colm
 Öresland, Tom

P

Panés, Julian
 Papadopoulou, Alexandra
 Papatheodoridis, George
 Pár, Alajos
 Paradis, Valerie
 Parola, Maurizio
 Pech, Oliver
 Pedersen, Natalia
 Peeters, Harald
 Penagini, Roberto
 Pereira, Stephen
 Pérez-Miranda, Manuel
 Péron, Jean-Marie
 Petrosillo, Nicola
 Peyrin-Biroulet, Laurent
 Plentz, Ruben
 Pokrotnieks, Juris
 Prifti, Skerdi
 Püspök, Andreas

Q

Quante, Michael

R

Racz, Istvan
 Ragunath, Krish
 Rajilic-Stojanovic, Mirjana
 Rakonczay, Zoltan
 Ramadori, Giuliano
 Rautelin, Hilpi
 Rautou, Pierre-Emmanuel
 Rebours, Vinciane
 Reenaers, Catherine
 Reeves, Helen
 Regula, Jaroslav
 Reif, Shimon
 Rey, Jean-Francois
 Ricart Gomez, Elena

Ricciardiello, Luigi
 Riis, Lene Buhl
 Risio, Mauro
 Rodrigues, Cecília Maria Pereira
 Roeb, Elke
 Rogler, Gerhard
 Rokkas, Theodore
 Roman, Sabine
 Romano, Marco
 Ronkainen, Jukka
 Rösch, Thomas
 Rosendahl, Jonas
 Russo, Francesco Paolo
 Ruzsniowski, Philippe

S

Salkic, Nermin
 Salupere, Riina
 Sanders, David Surendran
 Santos, Javier
 Sarnelli, Giovanni
 Savarino, Vincenzo
 Savarino, Edoardo
 Scharl, Michael
 Schemann, Michael
 Schölicherich, Jürgen
 Schoon, Erik Jan
 Schreiber, Stefan
 Schruppf, Erik
 Seewald, Stefan
 Seifert, Bohumil
 Sekiguchi, Masau
 Serra, Jordi
 Seufferlein, Thomas
 Shamir, Raanan
 Sheridan, James P.
 Shimosegawa, Tooru
 SHIRIN, Haim
 Siegmund, Britta
 Sifrim, Daniel
 Simrén, Magnus
 Singh, Baljit
 Smout, André
 Sokol, Harry
 Sookoian, Silvia
 Spada, Cristiano
 Spiller, Robin
 Spinelli, Antonino
 Sporea, Ioan
 Staiano, Annamaria
 Stanghellini, Vincenzo
 Stauber, Rudolf
 Stengel, Andreas

Stieger, Bruno
Stoker, Jaap
Stoyanova, Daniela
Syn, Wing-Kin

T

Tacke, Frank
Tamori, Akihiro
Targarona, Eduardo
Taylor, Stuart
Thabut, Dominique
Theodorou, Vassilia
Thorlacius, Henrik
Tilg, Herbert
Tiniakos, Dina
Tomazic, Ales
Tomlinson, Ian
Törnblom, Hans
Torres, Joana
Tözün, Nurdan Ayse
Trauner, Michael
Trifan, Anca-Victorita
Trovato, Cristina Maria

Trukhmanov, Alexander
Tsochatzis, Emmanuel
Tulassay, Zsolt
Turner, Dan
Tutuian, Radu

U

Uranues, Selman
Uraoka, Toshio
Urbonas, Vaidotas

V

Valantinas, Jonas
Válek, Vlastimil
van Berge Henegouwen, Mark Ivo
Van Cutsem, Eric
van den Brink, Gijs R.
van der Woude, Janneke
van Eijck, Casper H. J.
van Herwaarden, Yasmijn
Van Hooft, Philippe
Van Kemseke, Catherine

Van Laethem, Jean-Luc
van Leer, Monique
Van Oudenhove, Lukas
Vande Castele, Niels
Veereman, Gigi
Veres, Gabor Laszlo
Vermeire, Severine
Vilman, Peter
Vinter-Jensen, Lars
Vlachogiannakos, John
Vogel, Wolfgang
Vogel, Arndt
von Hahn, Thomas
Vucelic, Boris

W

Walker, Marjorie
Wedemeyer, Heiner
Weersma, Rinse K.
Welsch, Christoph
Wilder-Smith, Clive
Wittenburg, Henning
Won, Kim

Y

Yamaoka, Yoshio
Yao, Kenshi

Z

Zachariah, Khaled Serag
Zachou, Kalliopi
Zaninotto, Giovanni
Zeissig, Sebastian
Zelinkova, Zuzana
Zerbib, Frank
Zins, Marc

UNITED EUROPEAN
GASTROENTEROLOGY

ueg week

Don't wander
alone – join our new

Guided Poster Tours

A dedicated guide will show you around his themed selection.
The best opportunity to interact with the presenters!

Meet us at the poster service desk on Mon–Wed at 12:30



Where Basic Science meets Gastroenterology – our targeted activities are anything but Basic!

Visiting Fellowship
Programme for
researchers

UEG Committee
membership

UEG Journal
publication

Basic
Science Course
Young Investigators
Meeting

Translational / Basic
Science symposia

Today's Science;
Tomorrow's Medicine
symposia

Submit your original
research abstract to UEG Week
in order to be eligible for the following
abstract related Scientific Awards:

Travel grants
Poster Awards
Top Abstract Prizes

UEG Research Prize
Rising Star Awards

Index of Authors and Co-Authors

Index of Authors and Co-Authors

A			
Aabakken, L.	38, 55, 68, 89, 101, 180, 188, 226, 227, 248		
Aalbers, A.	87, 132		
Aaldering, B. R.	208		
Aarnio, M.	106		
Abassi, Z.	94		
Abayev, E.	172		
Abazia, C.	66		
Abbas, A.	71		
Abbas, S.	119		
Abbati, F.	64		
Abbes, L.	128		
Abbott, C.	178		
Abd El Moety, A. A.	165		
Abd El-Hafeez, M.	207		
Abd El-Kader, M.	120		
Abd El-Maksoud, M.	88, 242		
Abd-El salam, S.	104, 120		
Abdallah, D.	222		
Abdel-Aziz, H.	147, 151, 222, 234		
Abdel-Mageed, W.	88		
Abdelaal, E.	119		
Abdelmoety, A. A.	242		
Abdelmoez, A. T.	119		
Abdi, T.	126		
Abdul-Sattar, A.	209, 239		
Abduljabbar, R. F.	207		
Abdulkader, I.	131, 174, 211		
Abdulkhakov, S. R.	117, 123, 150, 191, 225		
Abdulkhakova, A.	123		
Abdulla, M.	142, 170		
Abdurashitov, A.	194		
Abe, K.	205, 231, 232		
Abe, S.	132, 170, 173, 192, 213, 220, 236		
Abe, T.	218		
Abe, Y.	186		
Abel, J. L.	58, 113, 143, 144		
Abellà-Ametller, C.	74		
Abergel, A.	105		
Abid, F.	72		
Abitbol, V.	73, 137		
Abo Ali, L.	104		
Abo el Kheir, H. F.	146		
Abols, A.	142		
Abou Ali, E.	175, 219		
Abou Rached, A.	121		
Abou Saif, S.	120		
Abougergi, M. S.	74		
Abramowich, D.	104		
Abrams, J. A.	235		
Abrantes, A.	159, 167		
Abreu, I.	220		
Abreu, L.	128, 172		
Abu Dayyeh, B. K.	218, 219		
Abu Hilal, M.	168		
Abu-Abeid, S.	240		
Accarino, A.	85, 187		
Accarino, G.	138, 151		
Accossato, P.	226		
Aceituno, M.	179		
Aceves, S.	190		
Achécar Justo, L.	129		
Adachi, K.	238		
Adachi, S.	139		
Adachi, T.	128		
Adamczyk, L.	129		
Adams, A. T.	72, 93		
Adamski, J.	189		
Adar, T.	77, 116, 141		
Adedeji, O.	101		
Adel, E.	119		
Aden, K.	93, 94, 222		
Adesanya, M.	148		
Adham, M.	81, 253		
Admyre, C.	62, 204, 224		
Adolph, T. E.	100, 105		
Adrover, E.	229		
Adua, D.	230, 231		
Aepin, P. R.	159, 171, 200, 242		
Afchain, P.	220		
Affronti, M.	139, 227		
Afif, W.	135		
Affii, R.	152		
Afonso, C.	198		
Afonso, J.	126, 136, 184, 223		
Afonso, L.	59		
Afonso, M. B.	99, 118		
Agah, S.	239		
Agarwal, A.	242		
Agarwal, B.	133		
Agarwal, K.	83, 108		
Aggarwal, N.	141, 185		
Aggio, R.	185		
Agha, A.	184		
Aghdassi, A. A.	132		
Aghemo, A.	41, 61		
Agostinho, C.	119, 208		
Agranovich, I.	194		
Agrawal, A.	128, 144		
Agréus, L.	147		
Aguiña, G.	161, 190		
Agus, A.	74, 134, 221		
Ahluwalia, A.	70, 144, 189		
Ahmad, Y.	120		
Ahmadullina, O.	91		
Ahmad Al-Saffar, H.	151		
Ahmed, A. K.	117, 147		
Ahmed, A.	126		
Ahmed Rewisha, E.	165		
Ahn, S.-B.	162		
Aho, V.	81		
Ai, J.	60		
Aiba, T.	156, 164		
Aichelburg, M.	78		
Aigner, E.	185		
Aikou, S.	102		
Ainora, M. E.	88		
Aisenberg, J.	70		
Aissaoui, M.	224		
Aissat, Y.	224		
Aithal, G. P.	202, 206, 240		
Ajana, F. Z.	152		
Akagi, M.	139, 183		
Akagi, Y.	148, 176, 236		
Akane, S.	170		
Akasaka, T.	84, 126, 204, 215, 217		
Akazawa, Y.	136, 150, 170, 190, 237		
Akbar, A.	181		
Akhuemonkhan, E.	211		
Akimoto, T.	114, 125, 129, 148, 214, 215		
Akinola, O.	128, 157, 171		
Akiyama, D.	122		
Akpinar, Z.	93, 146		
Akshintala, V. S.	211		
Aktar, R.	53		
Aktas, A.	119		
Akutsu, D.	99		
Al Hajjar, N.	121, 156, 165		
Al-Jumah, I.	239		
Al-Kaabi, S. R.	165, 208		
Al-Saffar, A.	180		
Al-Shamali, Y.	239		
Aladl, A.-H.	88		
Alakkari, A.	152		
Alam, N.	225		
Alawad, A.	51, 174		
Alazawi, W.	201, 228		
Albano, E.	117		
Albazaz, R.	82, 89		
Albéniz Arbizu, E.	147		
Alberti, A.	191		
Alboraie, M.	239		
Albrecht, H.	133, 202, 233, 201, 241		
Albrecht, P.	153		
Albuquerque, A.	93, 119, 155, 187, 199, 219		
Albuquerque, C.	149, 185, 217, 229, 230		
Alcedo, J.	97, 103, 194		
Aldeguer, X.	112, 133		
Aldohuky, L. S.	207		
Aleem, U.	175		
Alekseeva, O.	225		
Aleksandrova, K.	50		
Aleman, S.	56, 83		
Alempijevic, T.	163		
Alessandra, D.	202, 229		
Alessio, L.	164		
Alev, Y.	235		
Alexander, J.	72, 190, 228		
Alexandrakis, G.	55		
Alexandrino, G.	207		
Alexandrino, P.	114, 120		
Alfadhli, A.	239		
Alfaro, E.	70		
Alfaro Perez, I.	56		
Alfieri, R.	132, 133, 191		
Alfthan, H.	51		
Algül, H.	60		
Alhaddad, O. M.	242		
Alhakam, A.	94		
Alhoeei, S.	239		
Ali, A.	168		
Ali Arous, N.	224		
Ali Haimoud-Lekhal, D.	241		
Aliberti, C.	142		
Aljebreen, A.	63		
Alkandari, A. A.	142, 170		
Allam, N.	165		
Allen, P. B.	144		
Allez, M.	46, 72, 73, 81, 88, 89, 95, 222		
Alliet, P.	47, 183		
Allimant, C.	116, 135		
Alloni, R.	105		
Almario, J. A.	97, 235		
Almasio, P. L.	202, 232		
Almeida, N.	174, 218, 240		
Almeida, P.	198		
Almer, S.	77		
Almuhamamdi, A.	184		
Aloi, M.	72, 85, 175, 183		
Alonso, A.	221		
Alonso, M.	194		

Alonso Abreu, I.	87, 230	Anderloni, A.	130, 142, 168, 172, 175, 176, 203, 213, 214, 234	Aoi, K.	194, 204, 215	Arnold, D.	76, 86, 91, 96
Alonso Lázaro, N.	173, 239	Andersen, V.	77	Aoki, H.	103, 107	Arnold, W.	200
Alper, E.	93	Anderson, E.	227	Aoki, I.	119	Arnoletti, P.	129
Alperovich, G.	225	Anderson, J.	129	Aoko, O.	227	Aro, P.	147
Alrubaiy, L.	146, 187	Anderson, S. H.	138	Aparicio, T.	50, 76, 83, 103, 220	Arola, J.	51, 81, 130
Alsabaawy, M. M.	242	Andersson, C.	204, 218	Apine, I.	179	Aronsson, M.	73
Alsaebay, A.	165	Ando, M.	142	Apostolopoulos, P.	55	Arora, A.	158, 163
Alsenbesy, M.	130	Andorka, C.	166	Appenrodt, B.	199	Arrigo, S.	184
Alsina, D.	172	Andorsdóttir, G.	116, 134	Arai, J.	65	Arrigoni, G.	105
Alswaifi, A.	72	Andrade, P.	135, 162, 175, 180, 196, 198, 212	Arai, M.	214	Arrizabalaga, B.	119
Altomare, A.	57, 105, 144	Andrade, R.	96	Arai, S.	121	Arroyo, J.	189
Altorjay, Á.	204, 223	Andrae, V.	242	Arai, Y.	131	Arroyo-Villarino, M. T.	56
Altorjay, I.	136	Andrae, D. A.	86	Araki, H.	115, 125	Arruebo, M. P.	178
Altwegg, R.	73	Andrealli, A.	104	Arana-Arri, E.	129, 157, 171, 268	Arsenic, R.	168
Alustiza, J. M.	119	Andreev, P.	225	Aranda, R.	62, 97	Artesiani, M. L.	230, 231
Alvarado, H.	63, 80, 115, 130, 159, 169	Andreeva, L. A.	145	Arasaradnam, R.	230	Artifon, E.	219
Alvarez, S.	223	Andreone, P.	121, 166	Arau, B.	196	Arts, W.	47, 183
Álvarez De Sotomayor, D.	173	Andreozi, P.	157, 171, 216	Araujo, I.	151	Arvanitakis, M.	37, 38, 68, 75, 82, 90, 102, 107, 159, 167
Álvarez González, M. A.	129, 216	Andresen, V.	75, 82, 98, 151, 190, 238, 283	Araújo, R.	119, 126, 154, 155, 198, 199, 207, 242	Asada, M.	88, 216
Álvarez Orozco, M.	236	Andreu, M.	216	Arber, N.	203, 212, 231, 240	Asada-Hirayama, I.	172
Álvarez-González, M. A.	217	Andreu-Ballester, J. C.	222	Arcidiacono, D.	191	Asai, S.	124
Alves, A.	104, 114, 119, 164, 206	Andreuzzi, E.	52	Arcidiacono, P. G.	168	Asai, Y.	159, 175
Alves, A. R.	218	Andrews, J. M.	143, 188	Arciuolo, D.	151	Asakuma, Y.	128
Alves, S.	80	Andrianello, S.	177, 203, 212	Ardengh, J. C.	50, 124, 168	Asakura, A.	150
Alvisi, C.	196	Andriulli, A.	203, 213, 214	Ardid, D.	232	Asaoka, D.	150, 170, 190, 234
Alvisi, P.	56	Andronik, S.	221	Ardizzone, S.	41, 56, 84, 100	Asati, P. K.	162
Amano, T.	231	Anese, M.	166	Arduzzoni, A.	230, 231	Asbun, H. J.	168
Amano, Y.	150	Ang, D.	58	Arebi, N.	77, 144, 178	Aschenbrenner, E.	162, 209
Amara, J.	134	Ang, G. T.	242	Areia, M.	80	Ascione, A.	164
Amaral, J. D.	99	Ang, T.-L.	63, 130, 173	Arena, I.	157, 171	Ascon, N.	157, 171
Amaral, P.	198	Angele, M.	184	Arena, M.	153	Ashikari, K.	129, 142, 231
Amarasinghe, G.	190	Angelino, G.	184	Arena, R.	144	Aslan, F.	93, 146
Amaro, P.	128	Angelucci, E.	56	Arena, V.	134	Aslanian, H.	126
Amato, A.	72, 104, 175	Angermayr, B.	119, 163	Aresté, I.	113, 147, 148, 233	Aso, A.	64, 124
Amato, L.	142, 234	Angriman, I.	73, 151, 176, 194, 228	Aresté Anduaga, I.	113, 147, 148	Aspinal, R.	105
Amaz, C.	105	Angsuwatharakon, P.	187	Arghelescu, S.	242	Assa, A.	153, 183, 221
Ambrogio, F.	127, 204, 223	Aniwan, S.	187	Argüello, L.	173	Assadi, G.	87
Ambrosch, S.	164	Ankersen, D.	224	Argueta, M. S.	217	Assadsangabi, A.	134
Ambrosius Christensen, L.	182	Annamalai, T.	116, 137, 177	Arias Arias, Á.	97, 136	Asselah, F.	224
Amieva, M. R.	52	Annibale, B.	116, 145	Arihiro, S.	131, 240	Asselah, H.	224
Amigó-García, V.	222	Annunziata, M. L.	204, 223	Arima, S.	210	Assouline-Dayan, Y.	97
Amin, K.	130	Ansorge, C.	114, 115, 124, 129, 160, 176	Arisaka, Y.	98	Atalaia Martins, C.	207
Amininejad, L.	85	Antal-Szalmas, P.	51, 163	Arisemendi-Morillo, G.	150	Atanassova, A.	135
Amiot, A.	73, 137, 226	Anten, M.-P.	219	Arita, K.	115, 125	Atay, K.	161, 178
Amir, Z.	224	Antico, A.	116, 145, 238	Ariza-Fernandez, J. L.	99, 189	Aterido, A.	221
Amitai, M. M.	180	Antoljak, N.	141	Arjona Ferreira, J. C.	98	Athanasakos, E.	146, 235
Amitrano, L.	203, 213	Anton, Á. D.	137	Arlt, A.	52	Atherton, J.	47, 69, 91
Amo Alonso, R.	176	Antonella, G.	202, 229	Armbruster, F.-P.	241	Athnasiadou, E.	227
Amodio, A.	173	Antonini, A.	96	Armello, F.	128	Atkins, K.	222
Amorós, J.	217	Antunes, A. G. G.	103, 104	Armignacco, O.	164	Atkinson, N.	106
Amoruso, A.	196	Antunes, A. G.	114, 119, 232	Armstrong, D.	240	Atmani, K.	178
Amri, M.	139	Antunes, T.	123, 157, 167, 198	Armuzzi, A.	47, 56, 138, 139, 179, 182, 285	Atreya, I.	57, 72, 93, 105
Amurri, C.	199	Antypas, P.	218	Arnaout, A. H.	195	Atreya, R.	62, 105, 181, 204, 224
Amzolini, A.	201, 206			Arnau, A.	157, 171	Atrott, K.	50, 92, 100, 178
Anagnostou, O.	165			Arnau, U.	115, 129	Attala, M.	119
Anania, C.	153			Arnold, J.	183	Atteka, S.	179
Anapaz, V.	119, 207, 220					Attili, A. F.	209

Attili, F.	50, 130, 209	Bahbah, F.	226	Bang, C. S.	130, 234	Barreiro Alonso, E.	226
Attree, C.	226	Baier, L.	163	Bang, C.-Y.	193, 209	Barreiro-De	
Attwood, S.	100, 109	Baierl, A.	185, 229	Bang, J.-Y.	50	Acosta, M.	134, 136, 138, 139,
Aubert, A.	98	Baik, G. H.	130, 234	Bang, Ji Y.	129	178, 181, 204, 223, 225	
Auge, J. M.	77	Baik, S. J.	150	Bang, S.	125, 130, 210	Barresi, L.	130, 131
Augustijns, P.	52	Baik, Su J.	229	Banhudo, A.	155, 198, 219	Barret, M.	62, 236
Augusto, F.	164	Bailey, J.	239	Banic, M.	141, 156, 165	Barrichello, S.	197
Aumais, G.	186	Bailey, Y.	77	Banks, M.	146	Barrio, J.	52
Ausloos, F.	159, 167	Baines, J.	52	Banno, S.	205, 231, 232	Barrio Andrés, J.	56
Auttret, A.	130	Bajador Andreu, E.	125	Bansal, R.	57, 60, 118	Barrison, I.	53
Auvinen, P.	81	Bajer, L.	134, 164	Bao, B. H.	232	Barroca, H.	93, 187
Auzbikiene, R.	194	Bajeux, E.	135, 178	Bapaye, A.	115, 125, 167, 210, 214	Barsic, N.	146, 188, 233
Auzolle, C.	72, 81, 222	Baji, P.	70, 204, 225	Bapaye, J. A.	115, 125, 167,	Barta, Z.	222
Avallone, E. V.	182	Bajor, J.	123	210, 214	Bartak, B. K.	141, 230	
Avancini, I.	128	Bak, Y. T.	106	Bapiro, T. E.	86	Bartel, M. J.	217, 220
Averbach, M.	188	Bak, Y.-T.	210, 212	Bar, S.	135	Barth, T.	86
Avidan, B.	180	Bakaeva, Z. V.	145	Bar Gil Shitrit, A.	182	Barthet, M.	48, 50, 54, 61,
Ávila, F.	142, 149, 157, 171	Baker, R.	142	Bar-Yoseph, H.	181	71, 144, 172, 202, 248	
Avni, I.	135, 137	Bakers, F.	132	Barabino, A.	184	Bartolo, O.	147, 190, 194
Avni-Biron, I.	182	Bakhos, J.-J.	134	Barakat, S.	120, 153	Bartsch, K.	94
Awad, H.	94	Bakke, I.	52	Baranovsky, A.	61	Basha, H. F.	162
Awadelkarim, B.	191	Bakker, O.	114, 123	Barauskas, G.	177	Basha, J.	51
Awadie, H.	115, 127	Bakula, A.	162	Barba, E.	85	Basic, M.	52
Azevedo, R.	155, 191, 198, 219	Balaban, D. V.	195	Barbakadze, G.	199	Basilisco, G.	233
Azhar, R.	230	Balaguér, F.	229	Barbara, G.	48, 53, 75, 84, 288	Bassi, A.	225
Azhar, S.	175	Balamane, A. E. M.	224	Barbarini, G.	164	Bassi, C.	175, 177, 203, 212
Azimzadeh, P.	118	Balassone, V.	71, 101, 130	Barbaro, F.	130, 220	Bassi, M.	153
Aziz, I.	80, 205, 239	Balbi, T.	112, 133	Barbaro, M. R.	228	Bassi, N.	221
Aziz, Q.	69, 78, 92, 191	Baldaia, C.	194, 198	Barbeiro, S.	207, 218	Bassioukas, S.	101
Azpiroz, F.	54, 78, 85,	Baldan, A.	130	Barbosa, M.	63, 166, 175, 180	Bastens, B.	159, 167
	95, 187, 274	Baldassarre, F.	192, 205, 237	Barcellos, M.	188	Bastiaansen, B. A. J.	190
Azukisawa, S.	59	Baldassarre, G.	116, 203,	Bardella, M. T.	205, 239	Bästlein, E. C.	143
Azuma, M.	96	213, 214, 238		Bardelli, A.	46	Baston-Rey, I.	134, 178
Azuma, T.	139	Baldissarro, I.	223	Bardini, R.	73, 148, 151,	Basurto-Acevedo, N. E.	177
Azzam, A.	172	Baldry, E.	240	176, 194, 228		Bataneant, M.	242
Azzolini, F.	174, 237	Baldwin, B.	173	Bareggi, E.	65	Batista, S.	51
B		Balestrieri, P.	234	Barendse, R. M.	102, 158, 185	Batista, W. A.	188
Baamonde, I.	159, 176	Balihar, K.	140	Barera, S.	105	Battaglin, F.	142
Baba, T.	55, 79, 129, 141,	Balint, A.	70, 99, 137, 139, 204,	Baretta, G. A. P.	240	Batteux, F.	62
	158, 185, 186, 217	219, 220, 222, 224, 227		Bargiggia, S.	203, 213, 214	Batu, D.	105
Babayan, A.	181	Ballantyne, S.	52	Bari, Z.	239	Bauder, M.	125
Babenko, L. P.	197	Ballerini, A.	65	Baribaud, F.	72, 93	Bauer, D.	66, 158, 162
Bachet, J.-B.	219	Ballester, F.	222	Barjas, E.	173	Bauerfeind, P.	42, 90
Bachlitzanaki, M.	178	Ballet, V.	47, 56, 70, 227	Barkun, J.	168	Baum, P.	61
Backes, Y.	114, 126	Balmaña, J.	229	Barlattani, A.	164	Baumann, U.	56, 83
Badaloni, A.	53	Baltar, J.	159, 176	Barnes, J.-H.	239	Baumgaertner, I.	220
Baddour, N.	153, 165	Balzano, A.	203, 213, 214	Barnhoorn, M.	221	Baumgart, D. C.	181, 216
Badea, M. A.	162	Bamias, G.	179	Barnich, N.	57, 72, 74, 81, 93,	Baumstark, M. W.	66
Badran, H.	242	Bammer, T.	152	112, 133, 134, 160,		Bautzova, T.	87
Bae, H. I.	174, 212	Bampton, P.	178	177, 221, 222		Bayer, J.	214
Bae, J.-M.	197	Bamshad, M.	87	Barnoy, S.	135	Bazzoli, F.	48, 89, 112, 130,
Baek, D. H.	193	Ban, T.	52, 124	Baron, T. H.	50, 51, 60, 69, 76,	133, 203, 210, 213,	
Baenkler, H.	155	Banach, M.	160, 177	114, 123, 174, 218		214, 229, 231, 234	
Baert, F.	47, 182, 183	Banafá, O.	207	Barone, M.	196, 207, 222	Beaini, C.	134
Bagherzadeh, M.	195	Banai, J.	70, 99, 137, 222	Barosa, R.	162, 198, 199, 200,	Beard, K. W.	71
Bagnasco, F.	153	Banaszuk, M.	153	206, 227, 242		Beath, A.	190
Bagolini, F.	127	Banaszkiewicz, A.	153	Barranco, L.	216, 217	Beaugerie, L.	57, 68, 76, 77
		Banda, I.	195	Barreau, F.	177	Bechtold, C.	200
		Bang, B.	86	Barreiro, P.	127, 164	Becker, H.	165

Becker, J.....	233	Bertani, L.....	190	Billot-Grasset, A.....	209
Becker, T.....	52	Bertele, A.....	205, 237	Bilski, J.....	116, 133
Beckers, R.....	88, 131	Bertrais, S.....	128	Bilsland, A.....	168
Becq, A.....	219	Bertheer, T.....	88, 207, 242	Bilzer, M.....	120
Bednarska, O.....	92, 232	Besherdas, K.....	152, 195, 236	Bin Dorel, S.....	81
Bedny, F.....	50, 197	Bessa, X.....	216, 217	Bing, L.....	209
Beckmans, D.....	52	Bessède, E.....	194	Bingham, R. L.....	217
Beets, G. L.....	87, 88, 131, 132	Besselink, M. G. H.....	68, 90, 98, 114, 123, 158, 160, 168, 176	Birnbaum, D.....	144
Beets-Tan, R. G. H.....	87, 88, 131, 132	Bessho, R.....	140	Biro, E.....	137
Beg, S.....	129	Bessissow, T.....	135	Bischof, M.....	163
Beger, H.....	114, 123	Betéés Ibáñez, M.....	142	Bischoff, S.....	86, 108
Begini, P.....	164	Bethge, J.....	222	Bispo, M.....	164, 199
Begka, C.....	94	Bettencourt, M. J.....	187	Bisschops, R.....	42, 48, 68, 75, 80, 82, 129, 205, 235
Beglinger, C.....	59	Bettenworth, D.....	222, 225	Bitton, A.....	135, 198
Behary, J.....	174	Betti, E.....	196	Bizzochi, A.....	184
Behl, A. B.....	196	Beuers, U. H. W.....	40, 62	Bizzotto, A.....	203, 213, 214
Behl, N. S.....	196	Beuvon, F.....	62	Bjarnason, I.....	179
Behm, A.....	168	Beyer, A.....	85, 262	Bjerke, T.....	74
Beiderwellen, K.....	135	Beyer, G.....	132, 168	Bjerrum, J. W.....	222
Beinhardt, S.....	78, 208	Beyer, L.....	144	Björnsson, B.....	114, 124, 160, 176
Bekkali, N.....	122, 123	Beyna, T.....	39, 65, 69, 80, 90	Black, C.....	227
Bekkers, I.....	132	Bezemer, G.....	219	Blackshaw, A.....	53
Belaid, A.....	154	Bézirard, V.....	241	Blakaj, B.....	228
Belci, O.....	153, 166, 242	Bezobchuk, S.....	79	Blancas Valencia, J. M.....	50
Belgers, E.....	106	Bhala, N.....	117, 145	Blanco Velasco, G.....	50
Belghazi, K.....	80	Bhandari, A.....	116, 137, 177	Blanpied, C.....	177
Belhocine, K.....	224	Bhandari, P.....	42, 49, 79, 90, 101, 104, 127, 140, 142, 148, 170, 205, 214, 235, 236, 248	Blanquet-Diot, S.....	74
Belkin, E.....	79	Bharucha, A.....	187	Blaszczyk, K.....	145, 241
Bell, S.....	134, 168, 182	Bhat, N.....	157, 167, 211	Blatt, A.....	181
Bella, A.....	217	Bhatia, V.....	142	Blazquez, E.....	128, 172
Bellacosa, L.....	228	Bhatnagar, G.....	179	Blazquez Gomez, I.....	129
Bellanova, M.....	112, 133	Bhattacharya, K.....	79, 200, 219	Bleich, A.....	52
Bellini, M.....	187, 190	Bhattacharyya, R.....	49, 104, 127	Blein, C.....	105
Bellissimo, M. C.....	132	Bi, Y.....	118, 169, 212, 214	Bléro, D.....	68, 75, 82
Belluco, C.....	142	Biagi, E.....	112, 133	Bligh, S.....	189
Bellumati, A.....	172, 240	Biagi, F.....	196	Blögu, R.....	201, 206
Belluzzi, A.....	112, 133	Bian, S.....	70, 232	Blomberg, J.....	115, 129, 160, 176
Belostotsky, N.....	91	Bianchi, L.....	169, 170	Blonska-Fajfrowska, B.....	206
Belousova, E.....	77	Bianco, F.....	87	Blumberg, R. S.....	52, 93, 222
Belsanova, B.....	141	Bianco, M. A.....	203, 213, 214	Boal Carvalho, P.....	63, 79, 166, 175, 199, 241
Beltrame, V.....	176	Biancone, L.....	56, 116, 135, 183	Boardman, H.....	188
Beltran Niclos, A. B.....	138	Biasco, G.....	230, 231	Boarino, V.....	130, 203, 213, 214
Bemelman, W. A.	41, 44, 46, 73, 100, 102, 106	Biasutto, D.....	234	Bocca, C.....	117
Ben Mansour, W.....	224, 227	Bibbò, S.....	151	Bochar, O.....	118
Ben Mustapha, N.....	135, 139	Bich, T.....	230	Bochar, V.....	118
Ben Muvhar, S.....	210	Bidewell-Sullivan, J.....	138	Bodelier, A. G. L.....	85
Ben-Bassat, O.....	135, 182	Biedermann, L.....	184	Bodini, G.....	115, 132, 147
Ben-Horin, S.....	47, 180, 182, 223	Biermann, K.....	174, 205, 235	Bodnar, P.....	152
Benamouzig, R.....	105, 220	Biesiekierski, J.....	53, 54, 59, 64, 90, 102, 161, 197	Bodor, A.....	141
Bende, F.....	88, 117, 120, 163, 202, 208	Bilbao, I.....	129, 157, 171, 268	Boechat, P.....	220
Bendezu, A.....	187	Bilder, C.....	53	Boeher, W.....	61
Bene, L.....	70, 137	Bilhim, T.....	209	Boeckxstaens, G. E.....	55, 68, 78, 102
Benedetti, A.....	209	Billard, E.....	221	Boeriu, A.....	127
Benedetti, I.....	59, 232	Billiet, T.....	56	Boormeester, M.A.....	41, 69, 84, 106, 109
Bénéjat, L.....	194				
Benelbarhdadi, I.....	152				
Benes, M.....	140				
Benesic, A.....	158, 162				
Benesova, L.....	141				
Benet, C.....	222				
Benezech, A.....	71				
Bengs, S.....	50				
Benhar, I.....	231				
Benítez Cantero, J. M.....	56, 179				
Benjaminov, F.....	213				
Benmediouni, F.....	154				
Bennato, R.....	203, 213, 214				
Bennet, S. M. P.....	46, 81				
Bennett, A.....	240				
Benninga, M. A.....	54, 61, 116, 137, 226				
Benosman, H.....	128				
Benson, A.....	104				
Bensuleiman, Y.....	230, 231				
Benton, S.....	188				
Ber, Y.....	81				
Beer, A.....	50				
Berakova, K.....	205, 225				
Berardi, M. G.....	153				
Bercik, P.....	81				
Berdah, S.....	144				
Berden, F. A. C.....	165, 208				
Beregova, T.....	152				
Berenguer, M.....	42, 83				
Beřenyi, A.....	204, 223				
Bereswill, M.....	183				
Bereza, B.....	139				
Berezniysky, Y. S.....	93				
Berg, S.....	160, 181				
Bergamo, F.....	142				
Bergemalm, D.....	72				
Berger, A.....	86, 128				
Bergman, J. J.....	38, 39, 79, 80, 84, 90, 108, 203, 213				
Bergmann, L.....	96				
Bergonzi, M.....	59, 232				
Bergstrom, M.....	189				
Berkane, S.....	224				
Berlakovich, G. A.....	164				
Bermejo, F.....	138				
Bermudez, L.....	172				
Bernal Martinez, A.....	217				
Bernardes, C.....	154, 164, 183, 187, 193, 208				
Bernardo, D.....	105, 178, 182				
Bernardo, S.....	189, 198, 223, 242				
Bernardoni, L.....	173				
Bernasconi, S.....	145				
Bernhard, S.....	241				
Bernklev, T.....	56, 78				
Bernstein, C.....	100				
Berretti, D.....	157, 167				
Berstad, P.....	78				
Bertalot, T.....	151				
Bertani, H.....	130				

Bogdanova, I.....	145	Bornschein, J.....	105, 192	Brackmann, S.....	223	Brown, V.....	168
Boger, P.....	216	Borody, T. J.....	57	Braegger, C.....	184	Brown-Clarke, C.....	138
Boggi, U.....	168	Borovicka, J.....	121, 159, 171	Bramli, S.....	197	Bruce, H.....	188
Bogie, R. M. M.....	73, 79, 104, 128, 157, 171	Borowski, K.....	93	Branche, J.....	181, 225	Bruck, R.....	172
Boguszewska-Chachulska, A.....	206	Borrhalho, P. M.....	52, 99, 141	Branchi, F.....	152, 205, 239	Bruckner, R.....	221
Boguszewska-Czubarra, A.....	124	Borrelli De Andreis, F.....	71	Branco, J.....	162, 207, 209	Brückner, M.....	222
Boher, J.-M.....	50	Bortlik, M.....	70, 182, 183, 226, 227	Branco, J. C. E.....	220	Bruijnen, R.....	98
Böhmer, G.....	185, 229	Bortolato, C.....	151	Brand, E. C.....	216, 217, 220	Bruining, D. H.....	136
Böhm, L.....	46	Bortoli, A.....	183	Brandão, C.....	55, 184	Bruland, T.....	52
Bohndiek, S.....	46, 50	Bortoluzzi, F.....	183	Brandimarte, G.....	144	Bruley, S.....	60
Bohndiek, S. E.....	80	Bos, A.....	78	Branigan, P.....	93	Bruley des Varannes, S.....	60
Bojkova, M.....	240	Bosch, J.....	200	Branquinho, D.....	118, 174, 242	Brun, P.....	64
Boka, V.....	145	Boschetti, E.....	87	Brasil, M. F.....	168	Brun, R.....	115, 131
Bokemeyer, B.....	47, 139, 182	Boskoski, I.....	71, 94, 210, 213, 220	Braun, S.....	137	Bruneau, M. M.....	154
Bokun, T.....	57, 65, 156, 165, 187, 209	Boskovic, S.....	224	Braverman, M.....	104	Brunet, J.....	229
Bolado, F.....	124	Bossa, F.....	204, 223	Brazeilles, R.....	143	Bruni, B.....	213
Boland, C. R.....	51	Bossuyt, P.....	47, 182	Brazowski, E.....	50	Brunner, T.....	109
Boldyreva, O.....	181	Bossuyt, P. M.....	46, 73, 78, 140	Bredenoord, A. J.....	190	Bruno, G.....	202, 229
Bollen, T.....	98, 114, 123	Bots, S.....	226	Brennan, D.....	194	Bruno, M. J.....	69, 76, 77, 93, 106, 108, 114, 123, 132, 157, 161, 171, 174, 197, 205,
Bolstad, N.....	226, 227	Bottai, M.....	105	Brenner, H.....	128		219, 228, 230, 235, 236
Bolt, F.....	72	Bou Jaoude, J.....	121	Bresci, G.....	203, 213, 214	Bruno, M. S.....	151
Boltin, D.....	193	Boualit, M.....	181, 225	Bresciani, M.....	232	Brunts, T.....	181, 187
Bomme, M.....	194	Boubaker, J.....	135, 139	Bretagne, J.-F.....	135, 137, 171, 178	Brunts, C.....	48, 83
Bommelaer, G.....	116, 135, 160, 177	Boucekkine, T.....	224	Bretin, A.....	112, 133	Brusilovskaya, K.....	66
Bonariol, L.....	221	Boucelma, M.....	233	Bretthauer, M.....	46, 84, 106, 127, 271	Brusnic, O.....	127
Bonaz, B.....	60, 181	Bouché, O.....	220	Brezina, J.....	134	Brusseleers, N.....	65
Bonazza, D.....	118, 161	Boudieu, L.....	232	Bridonnet, C.....	57	Bruzzi, S.....	117
Bond, A.....	185	Boudjella, M. A. A.....	233	Brien, D.....	205, 239	Brzozowska, I.....	70, 189
Bonello, J.....	180	Bouguen, G.....	135, 137, 171, 178	Brierley, S. M.....	92, 98	Brzozowski, B.....	116, 133
Bonichon-Lamichhane, N.....	220	Bouhnik, Y.....	226	Brigatti, C.....	116, 145	Brzozowski, T.....	70, 116, 189
Bonifacio, P. C.....	50	Boulant, J.....	197	Brigidi, P.....	86, 109, 112, 133	Bubnov, R.....	197
Bonilla, M.....	217	Bouma, G.....	43	Brincat, A.....	222	Buc, E.....	81
Bonior, J.....	94, 134, 211	Bounab, N.....	224	Brindle, K.....	80	Bucci, C.....	152, 203, 213, 214, 216
Bonitatibus, A.....	152, 239	Bouras, E. B. P.....	217	Brink, L.....	128	Buchholtz, M.-L.....	158, 162
Bonnart, C.....	177	Bourelle, A.....	137	Brink, M. A.....	46	Büchler, M.....	86
Bonnaud, G.....	226	Bourke, M. J.....	49, 63, 77, 90, 101, 115, 127, 203, 215	Briones-Fraga, S. L.....	177	Bucsecs, T.....	78, 119, 156, 163, 164
Bonnet, R.....	112, 133, 221, 232	Bourke, S.....	178	Brito, D.....	80	Buda, A.....	172, 175, 176, 240
Bonora, E.....	87	Bourlière, M.....	41, 61, 88	Brito, H. M. D. S.....	51	Buder, T.....	126
Bonsing, B. A.....	98	Bourrier, A.....	77	Brito, M. J.....	242	Budhiraja, S.....	133, 162
Bontems, P.....	47, 183	Bousseloub, A.....	224	Britto-Arias, M.....	104	Budimir, I.....	146, 188, 233
Booras, D.....	223	Boustanai, I.....	203, 212, 240	Brix, M.....	127	Budimir Yr, I.....	146, 188, 233
Bor, R.....	70, 99, 139, 146, 147, 204, 219, 220, 222, 224, 227	Boutaleb, A.....	224	Brodmerkel, C.....	72	Budkowska, M.....	211
Bor, S.....	113, 147, 235	Boutarene, D.....	233	Brodzsky, V.....	70, 204, 225	Budovska, L.....	144
Borbély, Y.....	53	Bouvier, D.....	160, 177	Broeders, I. A. M. J.....	106	Budzynska, A.....	183
Borchert, K.....	137	Bouvier, A.....	186	Broers, C.....	59, 113, 147	Buening, C.....	224
Bordağahar, B.....	62, 159, 167	Bouvy, N.....	53, 97	Broide, E.....	153	Bugajski, M.....	216
Bordin, D.....	191	Bouzid, L.....	192	Brokstad, K. A.....	85	Buggisch, P.....	120
Bordin, D. S.....	52, 89, 161, 193	Bove, V.....	71, 94, 220	Broly, F.....	92	Bugianesi, E.....	83, 91, 108, 117, 201
Borecki, E.....	210	Bovens, S. M.....	182	Brønstad, I.....	195	Buisson, A.....	72, 73, 81, 116, 135, 160, 177, 226
Borges, A. C. S.....	101	Bowler, L.....	105	Bronzwaer, M.....	158	Bujanda, L.....	56, 89
Borges, V.....	154, 164, 187, 193, 208	Bowlus, C.....	121	Bronzwaer, M. E. S.....	185	Bujanda Fernández de Piñola, L.....	129
Borgheresi, P.....	214	Boyd, S.....	130	Brook, E.....	221	Bukhari, M.....	51, 71, 87, 101, 161, 170, 174,
Bories, E.....	50, 51, 127, 130, 217	Bozzani, A.....	53	Brooklyn, T.....	129, 172		190, 211, 219
Borin, A.....	203, 212	Brabant, S.....	225	Brot, L.....	81	Bulajic, M.....	130, 157, 167
Born, T.....	181	Brachman, Y.....	104	Brouwers, E.....	47		
		Bracke, K. R.....	65	Brown, G.....	49		
				Brown, S.....	144		

Bunby, L.....	113, 143	Cadoni, S.	72	Capannolo, A.	116, 137, 238	Carroll, N. R.	123
Bunkheila, A.	239	Caetano, C.	227	Capela, T.	154, 164, 187, 193, 208, 209	Carson, R. T.	58, 113, 143, 144
Bunout, D.	241	Cagol, M.	132, 133, 191	Capelli, E.	215, 228	Carter, C. R.	168
Buntseva, O.	192	Cahen, D. L.	174	Capelli, M.	215	Carter, D.	148, 187, 188
Buonadonna, A.	142, 209	Cai, M.	126	Capelli, P.	177	Carter, R.	114, 123, 168
Bureau, C.	105	Cai, Z.	103	Capitán, D.	151	Carucci, P.	209
Bures, J.	189	Caiazzo, B.	60	Capobianco, D.	144	Caruso, A.	142, 151, 228
Burganova, G. R.	118	Caillof, F.	50, 98, 127, 130, 217	Capoluongo, E.	151	Carushana, S.	103, 163, 189, 198
Burger, D.	135	Cainap, C.	156, 165	Capone, P.	151, 196	Carvalho, B.	79
Burgess, N.	49, 115	Cainap, S.	166	Caporaso, N.	77, 90, 151, 196	Carvalho, C. C.	99
Burgos, A.	157, 171	Cakerrri, L.	191	Cappello, M.	183, 202, 232	Carvalho, D.	183
Burisch, J.	77, 85, 100, 112, 116, 134, 178, 180, 187, 204, 222, 224	Calabrese, E.	56, 116, 135, 136	Capuani, G.	144	Carvalho, F. A.	232
Burke, A.	72	Calafat Sard, M.	180	Capurso, G.	95	Carvalho, J.	119, 131, 144, 157, 167, 175, 179, 198, 202, 219, 220, 224, 229, 233, 230
Burkitt, M. D.	184	Calament, M.	209	Carabotti, M.	64, 116, 145	Carvalho, J. R.	123, 165
Burkov, S.	89	Calavas, L.	126	Carapelle, M.	228	Carvalho, L.	127, 164, 199, 218
Burns, A. J.	46	Caldeira, A.	155, 198, 219	Carapina, M.	118	Carvalho, R.	119, 123, 165, 207, 220
Burns, L.	230	Caldeira, P.	136	Caratozzolo, E.	221	Carvalho, S.	184
Burr, N.	72	Calì, A.	71	Carbonelli, J.	72	Carvalho, T.	198
Burra, P.	49, 67	Calia Di Pinto, F.	221	Carbonnel, F.	41, 47, 56, 68, 75	Casale, R.	120
Burrell, L. M.	105	Calina, F.	164, 208	Card, T.	73, 202, 206	Casals, G.	217
Busby-Whitehead, J.	98	Calligaris, R.	66	Cardenas, A.	104, 107, 173, 218	Casanova, J.-P.	127
Buscail, L.	98	Calligaris, S.	166	Cardoso, H.	119, 120, 163, 165, 175, 196, 199, 219	Casanova Ortiz, L.	141
Buscarini, E.	203, 213, 214	Calpe, J.	161, 196	Cardoso, M.	199	Casciani, E.	175, 183
Busch, A.	174	Calpe, S.	80	Cardoso, M. F.	207	Casellas Jorda, F.	196
Busch, O. R. C.	98, 168	Calvi, A.	153	Cardoso, R.	126, 199, 242	Casén, C.	81, 143
Buskens, C. J.	46, 73	Calviño-Suárez, C.	174	Cardoso, T.	209	Caserta, L.	183
Buskermolen, M.	74	Calvo, M.	225	Cariani, G.	130	Casimiro, C.	154
Busquets Casals, D.	138	Camacho, E.	174, 218	Caridade, M.	99	Casneuf, V.	74
Bussmann, C.	190, 191	Cameron, G.	235, 236	Cariou, M.	209	Cassaró, M.	191
Bustamante, M.	157, 171	Cameron, J. L.	176	Carlo Pescatori, L.	120	Cassieri, C.	182
Bustamante-Balén, M.	173	Cameron, S.	72	Carlos, S.	242	Castagliuolo, I.	64, 191, 228
Bustamante-López, L.	240	Camhi, S.	239	Carlson, A.	180, 226, 227	Castanheira, A.	119, 154, 155, 198, 199, 207, 242
Busto, V.	176	Camilleri, M.	58	Carlsen, K.	134	Castela, J.	142, 157, 171, 172
But, D. Y.	63	Cammarota, G.	64, 81, 88, 109, 134, 151, 179, 228, 229	Carlsson, P.	73	Casteleyn, C.	65
Butler, A. J.	87	Camo, P.	70	Carmignani, L.	213	Castellaneta, N. M.	207
Butler, P.	188	Campbell, B.	184	Carmo, J.	127, 164, 199, 218	Castells, A.	77, 179
Butov, M. A.	191	Campo Fernandez, R.	157, 171	Carmo Vieira, A.	227	Castera, L.	61, 108, 156
Buzas, C.	214	Campos, F. G.	240	Carmona, R.	133	Castiella Eguzkiza, A.	119
Buzga, M.	240	Campos, S.	183, 242	Carneiro, F.	54, 63, 79	Castiglione, F.	56, 77, 90, 138, 224
Buzinec, P.	144	Campos, S.	183, 242	Caroli-Bosc, F.-X.	128	Castoro, C.	132, 133, 142, 191, 221, 228
Byeon, J.-S.	140, 186, 270	Camprubi, C.	74, 178	Carotti, S.	144	Castro, B.	223
Byrne, M. F.	107	Camus, M.	62, 174, 219	Carpio, G. C. A.	242	Castro, J.	98
C		Canbakan, B.	161, 178	Carr, R.	129	Castro, L.	181
Caamano, J.	184	Cancela, E.	119, 126, 154, 155, 198, 199, 207, 242	Carrara, S.	142, 168, 175, 176, 213, 234	Castro, M.	52, 178, 181
Caballero de Garcia, E. N.	234	Candela, M.	112, 133	Carrasco, A.	161, 196	Castro, R.	187, 219
Caballero-Mateos, A.	99, 189	Candrlic, B.	184	Carrasco, E.	229	Castro, R. E.	51, 52, 99, 118, 141
Caberlotto, C.	133	Canhoto, M.	207	Carrat, F.	56	Castro, V.	53, 187
Cabibbo, G.	209	Cannito, S.	117, 209	Carrera, P.	70, 87, 185, 230	Catalano, G.	113, 130, 148
Cabral, G.		Cannizzaro, R.	52, 142, 192, 205, 237	Carrera Alonso, E.	134	Catania, A.	205, 239
J. G. G. D. A. L.	124, 168	Cano, J. M.	229	Carretero, C.	142, 219, 239	Cattan, S.	181
Cabré, E.	139, 180, 221	Canto, M. I.	55, 62, 69, 97, 235	Carrier, P.	169, 170	Cauchin, E.	186
Cabriada Nuño, J. L.	56, 217	Cantù, P.	130	Carrière, J.	93	Causada Calo, N.	81
Cabrijan, Z.	226	Canzonieri, V.	142	Carrillo, M.	87		
Caca, K.	61, 82, 96, 125, 248	Cao, J.	212	Carrillo Palau, M.	230		
Cadime, A. T.	80	Cao, Q.	226	Carrington, E.	187		
				Carrington, E. V.	98		

Cava, M.....168	Chang, J. S.....188	Chernov, V.....117, 150	Choi, H. S.....142, 151, 159, 169, 175, 204, 211, 213, 220
Cavalcoti, F.....145, 152, 240	Chang, L.....48, 60, 74, 94, 98, 283	Chervinska, T.....229	Choi, J.....47, 127, 159, 173, 193, 210, 218, 237
Cavalieri, D.....228	Chang, L.-C.....157, 171	Chesters, M.....188	Choi, J. H.....135
Cavallaro, F.....203, 204, 213, 214, 223	Chao, C.-Y.....112, 133, 135, 198	Chetcuti, S.....180, 222	Choi, J. W.....123
Cavallaro, L. G.....172	Chao, K.....226	Chetcuti Zammit, S.....222	Choi, J. Y.....172, 201, 241
Cavallin, F.....132, 133, 142, 191	Chapados, N.....107	Cheung, D. Y.....93, 186	Choi, M. H.....123, 159, 173, 218
Cavazza, A.....148	Chaparro, M.....56, 138, 178, 182	Chew, W.....144, 217	Choi, M. S.....121
Cave, D.....79, 219	Chaput, U.....219	Chey, W. D.....86	Choi, M.-G.....93, 123, 139, 186, 188, 197, 237
Cavina, M.....174, 237	Chardiny, V.....222	Chia, C.....192, 235	Choi, S. C.....188
Cea Soriano, L.....184	Charles, M.....195	Chia, C. T. W.....168	Choi, S. H.....201, 241
Cea-Calvo, L.....139, 181, 225	Charnley, R.....114, 123	Chiaramonte, C.....136	Choi, S. W.....149
Ceccarelli, C.....230, 231	Charpentier, C.....89	Chiarioni, G.....39, 98, 186, 187, 204	Choi, W.....59, 106, 123, 142, 149, 170
Cecinato, P.....174, 237	Charpentier, J.....200	Chiba, H.....129, 142, 231	Choi, Y.....121, 122, 188, 201, 241
Cejna, M.....119, 163	Charro, M.....56	Chiba, M.....150	Choi, Y. J.....47, 189, 193, 237
Cela, A.....161, 196	Charrua, B.....218	Chibai, M.....239	Cholet, F.....137, 197
Celikbilek, M.....119, 210	Chassaing, B.....81, 185	Chieco, P.....112, 133	Choong, L. M.....136, 179
Cellier, C.....128	Chatterjee, P.....70	Chiesara, F.....164	Choudhary, S.....191
Cen, C.....88	Chauhan, A.....178	Chikugo, T.....174	Choung, S.-Y.....193, 209
Cenac, N.....87	Chaussade, S.....62, 137, 174, 219, 236	Chin, Y. K.....131	Chow, W. C.....133, 207
Cennamo, V.....198	Chaves, P.....185, 198, 217, 229	China, L.....187	Chowdhury, S.....168
Cenzi, C.....151	Chaves Marques, S.....199	Chino, A.....128, 221	Chowers, Y.....47, 94, 107, 180, 182, 223, 270
Ceranowicz, D.....134	Chavez, Y. H.....71, 87, 101	Chiorean, M.....223	Christ, C.....160, 179
Ceranowicz, P.....94, 134, 211	Chavez-Rivera, K. 170, 173, 174, 211	Chiriac, G.....119	Christein, J.....129
Ceranto, E.....104	Chayama, K.....158, 185, 193	Chirico, A.....203, 213, 214	Christiaens, P.....205, 235
Cerbu, S.....242	Chazouilleres, O.....40	Chiu, C.-T.....150, 153	Christodoulou, D. K.....134
Cerofolini, A.....130	Chedgy, F. J. Q.....101, 104, 127, 140, 142, 148, 170, 214, 235, 236	Chiu, H. M.....157, 171	Christopher, B.....227
Cesaro, P.....214	Chedgy, F. J. Q. J.....49, 79	Chiu, P. W. Y.....213	Chromy, D.....78
Cesbron Metivier, E.....128	Chehade, M.....190	Chmielowiec- Korzeniowska, A.....112, 133	Chu, M. S.....197
Cesmeli, E.....159, 167	Chen, C. Y.....149	Chmura, A.....189	Chu, Y.....62, 126, 199
Cetin, Z. E.....235	Chen, C.-L.....147, 234	Cho, C.-M.....123, 130, 174, 176, 212	Chueh, T.-H.....208
Ceulemans, A.....99	Chen, H.....49, 138, 165, 230	Cho, D. H.....175, 210, 211	Chuman, K.....169
Ceyhan, G. O.....158	Chen, H.-P.....209	Cho, G. S.....192	Chun, H. J.....59, 106, 142, 151, 159, 175, 211
Ch'ng, C.....209, 239	Chen, H.-Z.....169	Cho, J.....106, 122, 142, 149, 170, 237	Chun, H. Jai.....204, 213, 220
Cha, B.H.....218	Chen, J.-M.....159, 167	Cho, J. H.....217	Chung, C.....116, 141, 150
Cha, S.-W.....159, 173, 210, 218	Chen, K.....240	Cho, J.-H.....237	Chung, D. C.....116, 141
Chaber-Ciopinska, A.....127	Chen, N.....183	Cho, J.-W.....188	Chung, H.....149, 193, 215, 237
Chabrun, E.....233	Chen, P.-Y.....195	Cho, K. B.....123, 130, 148	Chung, I. H.....193
ChackeleVICIUS, C. M.....161	Chen, T.....59, 65, 126	Cho, M. K.....218	Chung, I.-K.....49, 195, 198
ChackeleVICIUS, C.....118	Chen, T.-H.....153	Cho, S. K.....121	Chung, J.-W.....150, 217
Chaddock, G.....186	Chen, T.....99, 126, 179, 234	Cho, T.....141	Chung, Y. F. A.....133
Chae, H. B.....122, 188	Chen, W. C.....217	Cho, Y. D.....159, 173, 210, 218	Chung-Faye, G.....104, 136, 138, 179, 181
Chae, H.-S.....184	Chen, X.....212	Cho, Y. H.....214	Chuttani, R.....240
Chagas, C.....104, 127, 154, 164, 199, 218	Chen, Y.....118, 134, 149, 178, 181, 228	Cho, Y. K.....162, 201, 241	Ciaci, C.....90, 102, 152, 234
Chalhoub, J. M.....229	Chen, Y.-I.....51, 71, 87, 219	Cho, Y. S.....49, 195, 198, 237	Ciafardini, C.....145
Chalupa, J.....74, 231	Chen, Y.-J.....168	Cho, Y.-S.....93, 139, 186	Cibor, D.....223
Chambon-Augoyard, C.....173, 216	Chen, Z.....99	Chodick, G.....135, 139	Cicala, M.....57, 105, 144, 234
Chan, A. T.....50, 97	Cheng, C.-Y.....197	Choe, J. W.....174, 212, 233	Ciccocioppo, R.....196
Chan, D.....61	Cheng, H. R.....73, 128	Choi, B. K.....142, 151, 159, 169, 175, 204, 211, 213, 220	Ciccone, F.....238
Chan, H. L. Y.....219	Cheng, J.....214	Choi, C.....106, 122, 142, 149, 170, 188, 237	Cicenia, A.....64
Chan, H. S.....188	Cheng, L.-S.....72	Choi, C. H.....201, 241	Cicerone, C.....202, 229
Chan, Y.....219	Cheng, S.....50	Choi, E. K.....188	Cichy, L.....234
Chandelier, F.....107	Cheng, S. H.....135, 136, 227	Choi, H. H.....93, 184, 186	Cid, L.....157, 171
Chang, C.-H.....146	Cheon, J. H.....133	Choi, H. J.....159, 173, 210, 218	
Chang, C.-Y.....78	Cheow, P. C.....226		
Chang, D.....168	Chernin, E.....223, 226		
Chang, D. K.....201, 241			
Chang, H.-T.....169			

Cidoni, F.....	186	Colussi, D.....	229	Costa, T. B. E.....	164	Cunningham, D.....	72
Ciemniewska, E.....	81, 143	Compernelle, G.....	47, 227	Costa Santos, M. P.....	173, 199	Cuomo, G.....	135
Cieszkowski, J.....	211	Conigliaro, R. L.....	130, 203, 214	Costa-Moreira, P.....	212	Cuomo, R.....	64
Cijevski Prelipcean, C.....	162	Conjaerts, S. H. P.....	85	Costamagna, G.....	55, 71, 75, 89, 94, 101, 130, 159, 171, 203, 210, 213, 214, 217, 220	Curcio, G.....	131
Cilluffo, M. G.....	202	Conlon, K.....	168			Cúrdia Gonçalves, T.....	166, 175, 180, 241
Cimadevilla, A.....	223	Connolly, J.....	230	Costanza, V.....	204, 223	Curic, J.....	156, 165
Cimatti, M. C.....	234	Connor, S.....	57	Costigan, C.....	186	Curtis, R.....	182
Ciminello, C.....	231	Conroy, G.....	187	Cotrim, I.....	207	Curvers, W. L.....	79, 80
Ciotola, F.....	53	Consonni, D.....	146	Cotteau-Leroy, A.....	181	Cvancarova, M. S.....	85, 223
Cipelli, R.....	105	Constanço, C.....	198	Cotter, J.....	63, 131, 164, 166, 175, 180, 199, 241	Cvetko, D.....	156, 165
Cipolletta, F.....	203, 213, 214	Constantin, A.....	146			Cybulski, M.....	114, 123
Cipolletta, L.....	130, 203, 213, 214	Constantinescu, G.....	146	Cottone, M.....	139, 227	Cyrany, J.....	140, 141
Cipriano, M.....	242	Consten, E.....	46	Coughlin, O.....	186	Czakó, L.....	123, 219, 220
Ciria Avila, J. A.....	101	Consten, E. C. J.....	102, 106	Coughlin, O.....	186	Czech, U.....	211
Cisarò, F.....	113, 148	Conte, D.....	130, 145, 146, 152, 203, 205, 213, 214, 233, 239, 240	Coupe, V. M. H.....	78, 159, 171	Czechowski, G.....	124
Ciua, I.....	166			Couquet, C.-Y.....	169, 170	Czelecz, J.....	166
Civitelli, F.....	72, 85, 175, 183	Conti Bellocchi, M. C.....	173	Courillon-Mallet, A.....	89	Czimmer, J.....	123
Clark, M.....	181	Cook, H.....	81	Couvelard, A.....	159, 167		
Clark, S. K.....	181	Cooke, J.....	230	Covington, P. S.....	86	D	
Clarke, P.....	188	Cooney, R.....	73, 181	Cowppli-Bony, A.....	192	D'Abrosca, V.....	135
Claro, I.....	157, 171, 172, 185, 217, 229, 230	Cooper, J.....	46	Cox, C.....	98	D'Albuquerque, L. A. C.....	56
Clayton, L. B.....	104, 129, 216	Copaci, I.....	119	Cox, E.....	186	D'Amato, M.....	72, 87, 93
Clemente, C.....	213	Corazza, G. R.....	59, 232	Craig, P. I.....	174	D'Ambrosio, C.....	164
Clemente, J.....	57	Corazzari, E. S.....	182, 202, 229	Cramer, H.....	138	D'Amico, G.....	203, 213, 214
Clementi, M.....	140	Corbett, G.....	129	Cravets, M.....	62	D'Angelo, R.....	87
Clemons, N.....	80	Corcoran, K.....	220	Cravo, M.....	173, 199	D'Angelo, S.....	209
Clerc, C.....	220	Cordes, F.....	222	Cremer, A.....	44, 85, 104	D'Arcangelo, G.....	183
Clevers, E.....	58	Cordey, M.....	79	Cremer, I.....	25, 53, 164	D'Assuncao, M. A.....	121
Cleynen, I.....	56	Cordonnier, C.....	74	Cremon, C.....	228	D'Aversas, F.....	81, 229
Clos, A.....	139	Corfe, B. M.....	134, 185	Crespo, G.....	173, 218	D'Errico, F.....	207, 232
Close, H.....	186	Coriat, R.....	62, 174, 220	Crespo, J.....	223	D'Haens, G.....	44, 46, 88, 89, 107, 226, 285
Cocca, S.....	57, 105, 144	Cornean, R.....	166	Crespo, P.....	154		
Coche, J.-C.....	47, 183	Cornillie, F.....	225	Criblez, D.....	159, 171	D'Haens, G. R.....	61
Cocozza, S.....	231	Coron, E.....	172, 284	Crinó, S. F.....	173	D'Haens, G. R. A. M.....	46, 62, 73, 137, 182, 226
Coelho, A.....	144	Correa, A.....	80, 132, 179, 182, 194, 198, 223	Croft, N. M.....	90	D'Inca, R.....	56, 73, 151, 228
Coelho, D.....	114, 123	Correia, L. A.....	132, 179, 182, 194, 198, 223	Croituru, K.....	177, 195	D'Souza, P. M.....	218
Coelho, R.....	93, 120, 126, 165, 187, 212, 219	Correia, M.....	209	Crook, J. E.....	216	da Costa, G.....	57
Coenen, S.....	225	Correia-Sousa, J. T.....	207	Crooks, B.....	183	da Luz Rosa, I. A.....	230
Coffin, B.....	60	Corrente, V.....	192, 205, 237	Crooks, C. J.....	73	Da Roit, A.....	148
Cogan, Y.....	172	Corsetti, M.....	40, 82, 95	Cross, S. S.....	239	da Silva, A.....	138
Cohen, S.....	175	Corte, C.....	72	Crowther, S.....	152	da Silva, J. P.....	128, 142, 149
Cohen-Kedar, S.....	94	Corte-Real Nunes, A.....	126	Crucinio, N.....	209	Dabizzi, E.....	166
Coimbra, É.....	209	Cortezzi, C.....	183	Crudeli, A.....	172	Dabkowski, K.....	211
Cojocar, M. L.....	182	Cortés Gil, X.....	113, 143	Csabai, I.....	141	Daegon, R.....	106, 122, 142, 149, 170, 237
Colecchia, A.....	121, 153	Cortez-Pinto, H.....	39, 66, 91, 99, 103, 107, 163, 194, 198, 201	Csefko, K.....	123		
Collados, C.....	236			Cseko, K.....	94	Daejin, K.....	130
Colle, I.....	56, 65	Cortez-Pinto, J.....	157, 171	Csonka, A.....	204, 223	Dahan, A.....	181
Collin, L.....	46	Corwin, C.....	196	Csontos, A. A.....	137, 180	Dahan, L.....	51
Collin, P.....	151	Cosin-Roger, J.....	92, 100, 105, 134	Csupor, D.....	94	Daher, S.....	182
Collins, M.....	81, 97	Coslovsky, M.....	190	Cubas, V.....	101	Dahl, B.....	114, 123, 159, 167
Collins, S. M.....	81	Cosnes, J.....	73, 77	Cubiella, J.....	229	Dahlerup, J. F.....	77
Colmenero, J.....	173, 218	Cossignani, M.....	116, 135	Cucchiara, S.....	72, 85, 153, 175, 183	Dahmani, W.....	224, 227
Colombatti, A.....	52	Costa, F.....	183, 187			Dai, C.....	210
Colombatto, S.....	209	Costa, I.....	86, 94	Cui, S.-J.....	185	Dai, N.....	144
Colombel, J.-F.....	47, 57, 68, 70, 82, 89, 182, 222, 225	Costa, P.....	104, 164, 198	Cukovic Cavka, S.....	77	Dai, Y.....	232
Colombo, M.....	130			Cundall, J.....	186	Daike, R.....	215

Dakó, S.	180	de Filippo, C.	228	de Silva, A. P.	201, 206	Delli Pizzi, A.	87, 132
Dal Ben, M.	166	de Filippo, F. R.	203, 213, 214	de Silva, H. J.	201, 206	Dellon, E.	97, 190
Dal Bo', N.	205, 237	de Franchis, R.	203, 213, 214	de Silva, S. T.	201, 206	Deloose, E.	59, 160, 189
Dal Borgo, C.	203, 212	de Francisco García, R.	138	de Simone, C.	225	Delporto, J. R.	217
Dal Monego, S.	66	de Gara, L.	105	de Sordi, L.	57	Delpont, F.	223
Dal Pont, E.	172	de Gasperi, S.	148	de Souza, T. F.	50, 242	Demanzoni, N.	118, 161
Dalekos, G.	120	de Geus, S. W. L.	60	de Stefano, G.	209	Demarco, D.	79
Dall'Oglio, L.	62, 148, 248	de Giorgio, R. ...	78, 87, 91, 102, 184	de Teresa, J.	99, 189	DeMartino, S.	168, 192
Dall'Olio, F.	230, 231	de Gottardi, A.	99	de Vallée, A.	57	Dembinski, A.	134, 211
Dall'Olmo, L.	191	de Graaf, E. J. R.	102, 158, 185	de Valliere, C.	134	Dembinski, M.	211
Dalla Piccola, B.	57	de Greef, E.	47, 183	de Vallière, C.	92, 100	Demchenko, O. M.	197
Dalla Valle, L.	151	de Groof, A. J.	46, 73	de Villiers, W.	116, 137	Demcsák, A.	166
Dalmasso, G.	112, 133	de Hertogh, G.	80, 205, 235	de Vita, F.	209	Demeds, I.	128
Dalton, H. R.	103	de Hingh, I. C.	102	de Vos, M.	46, 47, 82, 182, 183	DeMicco, M.	104
Dam, R. V.	98	de Jong, K.	98	de Vries, A. C.	161, 197	Demir, A.	204, 218
Dam-Larsen, S.	96	de Jong, M. J.	85	de Vries, J. J. J.	98	Demir, M.	173
Dan, I.	208	de Jonge-Muller, E. S. M.	221	de Vries, S. D. J.	79	Demuth, D.	139, 182
Danese, S.	57, 61, 70, 82, 160, 180, 183, 204, 225, 226, 283, 284, 286	de Juan, M. D.	119	de Weerd, V.	138	Denadai-Souza, A.	177
Dang, Y.	151, 194	de Koning, H.	74	de Wit, N. J.	85	Denaxas, K.	205, 234
Daniel, C.	198	de la Coba, C.	89	de Wit, S.	182	Deng, J.	134
Daniele, B.	209	de la Iglesia-García, D.	94, 131, 174	de With, P.	80	Denis, A.	203, 215
Daniela, M.	88, 114, 117, 120, 156, 163, 165, 202, 208	de la Llama, N.	103	De-Leon-Rendon, J.	177	Denizot, J.	74, 221
Dankner, R.	197	de la Maza, M. P.	241	de-Madaria, E.	68, 124	Denley, S.	168
Dantas, E.	164	de la Mora, G.	49	Deacon, J.	148	Dent, H.	241
Daperno, M.	56	de la Morena, F.	178	Dear, B.	64	Deportere, I.	59, 64, 160, 189
Dapoigny, M.	60	de la Poza, G.	157, 171	Debarbieux, L.	57	Deprez, P. H.	58, 62, 69, 79, 80, 95, 99, 167, 205, 235
Darzi, A.	72	De La Revilla Negro, J.	157, 171	Debette-Gratien, M.	169	Deraison, C.	177
Das, S.	201, 228	de La Serna Higuera, C.	131, 176, 204, 220	Decarli, N. L.	174	Derakhshan, M.	52, 168
Dassanayake, A. S.	201, 206	de Lange, T.	78, 188	Decimoni, T.	139	Derek, L.	209
Dastych, M.	231, 236	de Leusse, A.	197	Deckers, L.	222	Derenzini, M.	230, 231
Date, S.	214	de Looze, D.	80, 205, 235	Decsi, T.	166	Derikx, L.	77
Datsenko, O.	225	de Man, M.	74	Dede, K.	52	Derova, J.	138
Datz, C.	185	de Manzoni, G.	54, 160	Dedeu, J. M.	216, 217	Derovs, A.	57, 134
Daugule, I.	151	de Maria, C.	223	Dedja, A.	191	Derrien, M.	81, 143, 228
Dauth, W.	127	de Mascarel, A.	192	Deflorio, V.	222	Desai, A.	130
Dauvarte, H.	57, 134	de Matthaeis, M.	203, 213, 214	Degasperi, S.	194	Desai, P.	71, 169
Davidson, H. W.	116, 145	de Mestier, E.	44	Degen, A.	224	Desai, P. N.	122
de Alessandri, A.	153	de Moura, D. T. H.	101	Deghani, S. M.	164	Desfourneaux, V.	137
de Amici, M.	59	de Moura, E. G. H.	50, 101, 240	Deibert, P.	66	Desilets, D.	71
de Angelis, P.	184	de Moura, E. T. H.	101	Dejong, C. H. C.	131	Desjoux, A.	144
de Bastiani, R.	53	de Nigris, F.	203, 213, 214	Dekker, E.	50, 54, 55, 73, 77, 78, 84, 102, 140, 141, 158, 159, 171, 185	Desomer, L.	49, 115, 127, 203, 215
de Biase, D.	198	de Nitto, D.	182	Del Chiaro, M.	114, 124, 160, 176	Desormeaux, C.	87
de Boer, Y.	43	de Novellis, V.	64	Del Chierico, F.	57, 138	Desreumaux, P.	57, 222, 225
de Bona, M.	172, 240	de Nucci, G.	157, 171	Del Cotto, F.	239	Desseyn, J.-L.	222
De Boni, M.	172, 240	de Padova, A.	134	del Genio, G.	115, 132	Deterding, K.	61
de Bortoli, N.	58, 97, 115, 132, 147, 187, 190, 194, 234	de Palma, G.	81	Del Gobbo, A.	240	Detjen, K. M.	60, 168
de Bruyn, J.	73	de Palma, G. D.	90, 224	Del Pozo-García, A.	124	Detlie, T. E.	223
de Caestecker, J.	79	de Páramo, B. J.	139, 181, 225	Del Prete, A.	231	Deutsch, M.	165
de Cassan, C.	129	de Pastena, M.	175	Del Río Izquierdo, M.	129	Devani, M.	157, 171
de Castro, L.	157, 171	de Pretis, G.	128	Del Tedesco, E.	70, 216	Devereaux, B.	63
de Chaisemartin, C.	130, 217	de Re, V.	142	Delchier, J.-C.	52, 89	Deviere, J. ...	49, 54, 61, 68, 75, 82, 85, 90, 146, 203, 213
de Cobelli, F.	168	de Reuver, P. R.	65, 166	Deleanu, A.	208	Devisscher, L.	65
de Collo, L.	151	de Ridder, R.	73, 104	Deleuran, T.	202, 206	Devitt, P.	139
de Fanis, A.	203, 213, 214	de Rooij, T.	98, 168	Delhaye, M.	41, 68, 159, 167	Devroey, B.	154
		de Salvo, C.	222	Dell'Era, A.	203, 213, 214	DeWit, O.	47, 183
		de Schepper, H.	187	Della Coletta, M.	53, 147, 190		

DeWitt, J.....	50	Dijkgraaf, M. G.....	98, 102, 114, 123, 166, 168	Doré, J.....	228	Durivage, G.....	186
Dexheimer, C.....	163	Dilillo, A.....	72, 85	Dorofeyev, A.....	138, 225	Durkovicova, Z.....	170
Dhakhwa, R.....	139	Dimarco, M.....	139, 227	Dorwat, S.....	71, 169	Duthie, F.....	168
Dhaliwal, A.....	154	Dimidi, E.....	98	Dos Santos, J. S.....	124	Duvalko, A.....	221
Dhar, A.....	148, 191	Dimitroulopoulos, D.....	101	Dos Santos, M. E. L.....	50	Duvall, A.....	212
Dharamsi, S. R.....	207	Dinelli, M.....	216	Doseth, B.....	52	Duveau, N.....	181, 225
Dhooghe, B.....	182	Di Nino, S.....	116, 135, 181, 205, 225	Doshi, J. A.....	144	Duvnjak, M.....	209
Di Biase, A. R.....	153	Ding, X.....	204, 221	Dotan, I.....	41, 44, 88, 94, 107, 139, 180, 182, 222	Dvir, R.....	140
Di Camillo, S.....	172	Ding, Z.....	168	Douane, F.....	186	Dwarkasing, R. S.....	98
Di Carlo, E.....	52	Dinis-Ribeiro, M.....	39, 48, 55, 59, 68, 85, 96, 126, 184, 188, 215, 248	Douda, T.....	189	Dyer, N.....	184
Di Costanzo, G. G.....	209	Dinjar, P.....	209	Dousset, B.....	81	Dzerve, V.....	237
Di Giorgio, P.....	203, 213, 214	Dino, P.....	228	Dovbynchuk, T.....	229	Dziewas, R.....	42
Di Giulio, E.....	203, 213, 214	Dinya, T.....	163	Dove, L. S.....	86	Dziki, A.....	133, 221
Di Leo, A.....	196, 207, 222, 232	DiTaranto, A.....	53	Doyama, H.....	80, 115, 125	Dziki, L.....	133, 221
Di Leo, G.....	120	Dixit, V. K.....	162	Dragaisma, W. A.....	106		
Di Leo, M.....	142, 168, 175, 176, 213, 234	Djenidi, F.....	72	Draganov, P. V.....	71, 79		
Di Liddo, R.....	151	Dlouha, D.....	202, 206	Dragoi, D.....	158, 162		
Di Maira, G.....	209	Dmitrieva, N.....	98	Dranga, M.....	162		
Di Mambro, A.....	143	Dobashi, A.....	126	Drangitina, A.....	229		
Di Mario, F.....	192, 205, 237, 238	Dobbels, P.....	74	Drastich, P.....	134, 164		
Di Martino, L.....	222	Dobos, G.....	138	Dray, X.....	175, 219		
Di Maso, M.....	120, 124, 209	Dobrin, R.....	72	Dray-Spira, R.....	47, 56		
Di Matteo, F. M.....	174	Dobru, E. D.....	54, 99, 127	Dreesen, E.....	47, 138, 227		
Di Maurizio, L.....	130	Dobrucali, A. M.....	161	Dreher, B.....	120		
Di Mitri, R.....	56, 130, 204, 223	Docimo, L.....	115, 132, 234	Drenth, J.....	208		
Di Nicolantonio, F.....	79, 86, 103	Doctor, N.....	114, 123	Drenth, J. P. H.....	42, 56, 65, 67, 83, 90, 103		
Di Pietro, M.....	38, 50, 63, 80	Dogan, I.....	146	Drewe, J.....	118, 165, 166, 197, 216		
Di Ruscio, M.....	116, 137, 238	Dogliani, C.....	174	Drewes, A. M.....	41, 48, 85, 167, 235		
Di Sario, A.....	130	Dohi, O.....	59, 65, 125, 170	Drobne, D.....	69, 107, 160		
Di Stasio, E.....	88, 166	Doi, A.....	140	Drossman, D.....	25, 48, 60, 94, 108		
Di Stefano, M.....	59, 232	Doi, S.....	115, 124	Duan, L.....	146		
Di Tommaso, L.....	168	Dokladanska, A.....	128	Duan, L.-P.....	81, 191, 228		
Diakopoulos, K. N.....	60	Dolak, W.....	25, 58, 163, 218	Duarte, A.....	99		
Dias, C. C.....	59	Dolegowska, B.....	211	Duarte, P.....	154		
Dias De Castro, F.....	63	Dolina, J.....	191, 236	Dubale, N. A.....	115, 125, 167, 169, 210, 214		
Dias Pereira, A.....	128, 133, 142, 149, 157, 171, 173, 185, 198, 217, 224, 229, 230	Domagala-Rodacka, R.....	223	Dubois, A.....	160, 177		
Diaz, H.....	180	Domagk, D.....	55, 74, 96	Dubois, P.....	136, 138, 179, 181		
Diaz, M.....	77	Domènech, E.....	56, 139, 180, 181, 221, 225	Dubravsik, Z.....	203		
Díaz, F. C.....	173	Dominguez, F.....	157, 171	Ducons García, J.....	157, 171		
Díaz-Guerra, A.....	178	Dominguez-Jimenez, J. L.....	194	Ducournau, A.....	194		
Díaz-Hernández, L.....	131	Dominguez-Muñoz, J. E.....	54, 94	Ducroté, P.....	60		
Dib, N.....	128	Donato, M. F.....	131, 134, 136, 159, 174, 176, 178, 203, 204, 211, 223	Duffy, S.....	188		
Dibitetto, F.....	81, 229	Donald, N.....	141, 185	Dufour, J.-F.....	44, 49, 64, 83		
Dickman, R.....	148, 187, 235	Donday, M. G.....	52, 89, 138	Dughera, L.....	113, 148		
Diculescu, M.....	182	Dondurmaci, M.....	147	Dulai, G.....	58, 115, 125, 215		
Didden, P.....	171, 236	Dong, T.....	212	Dumonceau, J.-M.....	60, 63, 69		
Didkowska, J.....	106	Dong, Y.....	106, 141	Dumortier, J.....	173		
Dieli-Crimi, R.....	196	Donisi, L.....	180	Dumoulin, A.....	60		
Diermayr, M.....	119, 163	Doody, A.....	59	Duncan, J.....	138		
Dietzel, C. F.....	152, 240	Doornebosch, P. G.....	102	Duncan, S. H.....	112, 133		
Dietrich, C.....	62	Dopsaj, V.....	207	Dunckley, P.....	115, 127, 129		
Dietrich, G.....	177	Dor, R.....	200	Dupas, J.-L.....	92		
Diez-Redondo, P.....	157, 171, 176			Duran, A.....	198		
Digby-Bell, J.....	138			Durant, L.....	105		
Dignass, A.....	44, 83, 85, 138, 160, 179, 181, 183, 282, 286			Duricova, D.....	77, 182, 183, 226, 227		

El-Bendary, M.	88, 207	Ergun, P.	113, 147	Faitini, K.	128	Férec, C.	159, 167
El-Gendy, W.	120	Eri, T.	149	Faiz, O.	178	Ferenci, P.	56, 78, 83, 103, 208
El-Salhy, M.	195, 205, 233	Erickson, R.	160, 180	Fakheri, H.	239	Ferenci, T.	224, 227
El-Setouhy, M.	207	Erriu, M.	72	Falalyeyeva, T. M.	152	Ferhat Çelik, A.	136
Elad, H.	94	Esaka, N.	210	Falconi, M.	168	Ferlitsch, A.	78, 119, 163
Eladl, A.-H.	207	Esaki, M.	59, 65, 210	Faleschini, G.	157, 167	Ferlitsch, M.	104, 128
Elalfy, H.	88, 207	Esatoglu, S. N.	136	Fallingborg, J.	182	Fernandes, A.	87, 218
Eldridge, M.	105	Escher, J.	225	Falt, P.	72, 236	Fernandes, C.	144, 202, 224, 233
Elewaut, A.	182	Eshraghian, A.	118, 163, 164, 201, 206	Familiari, P.	71, 94, 213, 220	Fernandes, I.	198
Elfert, A.	104	Eshuis, E.	46	Fan, J. K.	185	Fernandes, J.	119, 126, 155, 207, 242
Elgoweini, M.	168	Eskander, M. F.	160, 176	Fan, Z.	66, 146, 193, 210, 236	Fernandes, S. R.	132, 182
Eliakim, R.	47, 83, 90, 180, 182	Eskeland, S. L.	188	Fanczal, J.	94, 123	Fernandes, S. R. R.	114, 120, 123, 223
Elisei, W.	144, 159, 171	Esmat, G.	88, 207	Fanetti, I.	152	Fernandez, I.	157, 171
Eliseu, L.	207	Espina, S.	125	Fang, J.	144	Fernandez, J.	67, 157, 171
Eljaky, M. A.	119	Espinosa, P.	133	Fang, K. C.	146	Fernández Atucha, A.	217
Ellenrieder, V.	86	Espinoza, F.	203, 213, 214	Fantin, A.	130	Fernández Bonilla, E. M.	138
Elli, L.	205, 239	Essaid, A.	152	Faraci, S.	184	Fernández de Pinedo, V.	147
Ellis, R.	104, 220	Essink-Bot, M.-L.	140	Farès, N.	134	Fernández Rial, J.	128, 172
Elilul, P.	180, 222, 224	Essoi, B.	144	Faresjö, Å.	113, 143	Fernández Salazar, L.	89
Elmahjoubi, S. E.	224	Esteban, I.	229	Farid, K.	207	Fernandez Y Viesca, M.	159, 167
Elmekkaoui, A.	224	Esteban López-Jamar, J. M.	236	Farioli, A.	97	Fernández-Bañares, F.	161, 179, 196
Elnakib, A. M.	242	Esteve, M.	161, 197, 196	Farkas, G.	114, 123	Fernández-Clotet, A.	217
Eloranta, J. J.	134	Esteves, J.	193	Farkas, K.	70, 99, 137, 139, 182, 204, 219, 220, 222, 224, 227	Fernandez-Del Castillo, C.	114, 123, 177
Elosua, A.	141	Estevez, P.	157, 171	Färkkilä, M. A.	51, 80, 81, 130, 174, 204, 221	Fernández-Esparrach, G.	151
Elsenbruch, S.	92, 138, 232	Estremera Arévalo, F.	113, 141, 147, 148, 233	Farmer, A. D.	144	Fernandez-Simon, A.	173, 218
Elsej, E.	220	Etherson, K. J.	186	Farnbacher, M.	133	Ferrandez, A.	157, 185, 230
Elshaarawy, O. A.	165, 242	Etienne-Mesmin, L.	74	Farré Marti, R. L.	52, 113, 147	Ferrante, A.	178
Elvas, L.	80, 218	Ettorre, G.	164	Farrell, R. J.	227	Ferrante, E.	135
Elverfeldt, D.	66	Eugenio-Olsen, J.	211	Farrugia, M.	180	Ferrante, M.	47, 56, 70, 138, 182, 205, 225, 227, 235
Elvevi, A.	146, 147, 233	Eusebi, L. H.	230, 231	Fasano, A.	151, 239	Ferrara, E. C.	142, 234
ElZein, A.	101, 170, 174	Eutamene, H.	205, 228, 241	Fasching, E.	104	Ferraris, L.	203, 213, 214
Elzubeir, A.	202, 233	Evans, C.	134	Fasoli, A.	130	Ferraro, P. M.	139
Emerenziani, S.	57	Evans, L.	97	Fassan, M.	64, 191	Ferreira, A.	173
Emmanuel, A.	38, 40, 82, 144, 146, 235	Everlo, L.	161, 197	Fassler, I.	197	Ferreira, A. M.	183
Emparanza, J. I.	119	Eveslage, M.	222	Fateen, W.	160, 172, 179	Ferreira, A. O.	63
Emura, F.	49	Evgenidi, E.	161, 195	Fatela, N.	165, 194, 242	Ferreira, C.	189
Ende, K.	181	Evison, F.	73, 117, 145, 181	Fattahi, M. R.	163	Ferreira, F.	136, 223
Enderle, M.	168	Ezoe, Y.	125, 149	Faucheron, J.-L.	220	Ferreira, J. M.	120, 207
Endo, M.	115, 125	Ezziddin, S.	199	Fazio, C.	112, 133	Ferreira, M.	120, 183, 207, 226
Endoh, B.	210	F		Feagan, B. G.	61, 62, 116, 137	Ferreira, P.	198
Engel, J.	135, 184	Fabbri, C.	50, 130, 198	Fechner, K.	51, 136	Ferreira, R.	173, 199
Engel, M.	222	Fabbri, M.	229	Federico, A.	135	Ferreira, S.	133, 157, 171, 173, 198, 217, 229, 230
Engel, P. J.	135	Fabian, A.	99, 223, 224, 227	Federico, D.	168	Ferreiro Iglesias, R.	134, 136, 178, 204, 223
Engler, H.	138	Fabian, A.	219, 220	Fedorov, E. D.	175, 192	Ferrer, C.	161, 196
English, N.	105	Fábián, A.	112, 133	Fehér, B.	166	Ferrer-Guixeras, M.	74
Engstrand, K.	187	Facchinello, N.	151	Fehlert, V.	152	Ferrero, S.	240
Enko, D.	196	Facciorusso, A.	88, 120, 124, 209	Feichtinger, J.	118	Ferretti, A.	153
Enlund, F.	204, 218	Fadeenko, G.	89	Fekih, M.	135, 139	Ferretti, F.	205, 239
Enochsson, L.	115, 129	Fadeeva, N.	181, 225, 226	Feldager, E.	158, 167	Ferronato, A.	183, 238
Enomoto, M.	78, 164	Fagenholz, P.	114, 123	Felder, T.	185	Ferrone, C. R.	177
Enrich-Capó, N.	112, 133	Fagnani, F.	213	Feldman, D.	213	Festí, D.	121, 210
Ensari, A.	63, 77	Fahy, E.	194	Feldner-Busztin, M.	119	Fich, A.	226
Eom, B. W.	197	Faigel, D. O.	173	Felice, C.	139		
Epshtein, J.	104	Faith, J.	57	Fellegara, G.	174		
Epstein, M. S.	104			Felux, J.	174		
Er-Rabie, F.	224			Feng, Y.	63		
Erdogdu, C.	118						
Erendgenova, K.	192						

Fichna, J.....	87, 92, 95, 100, 112, 133, 141, 160, 177, 232	Foldi, I.....	163	Fraser, C. H.	174	Fujishiro, M.....	102, 132, 172
Fidalgo, C.....	173	Foley, A.....	219	Frazão, M.....	242	Fujita, H.....	176
Fiedler, T.....	143	Foliaki, A.....	169, 188	Frazzoni, L.....	50, 58, 97	Fujita, K.....	157, 167, 206
Fifere, A.....	131	Fomin, P.....	114, 118	Frazzoni, M.....	58, 97, 115, 132, 190, 234	Fujita, M.....	124, 159, 175, 189
Figueiredo, N.....	76, 91	Fon, J.....	178	Freeman, M. L.....	48, 114	Fujita, T.....	65, 210
Figueiredo, P.....	119, 163, 208, 227, 240	Fondacarò, L.....	164	Frei, R.....	121, 159, 171	Fujita, Y.....	52
Fikree, A.....	191	Fong, S.....	138	Freire, A.....	220	Fujiwara, A.....	125
Filali, A.....	135, 139	Fonseca, C.....	162, 198, 206, 242	Freire, R.....	151, 239	Fujiwara, J.....	125
Filip, R.....	145, 241	Fonseca, J.....	241	Freissmuth, C.....	78	Fujiwara, S.....	169
Filip, R. S.....	216	Fonseca, R.....	230	Freitas, J.....	206, 227	Fujiyoshi, T.....	142
Filipe, B.....	185, 217, 229, 230	Fontaine, F.....	47, 183	Freitas, L.....	189	Fukahori, O.....	168
Filippi, E.....	204, 223	Fontaine, S.....	60	Freitas, T.....	144, 202, 233	Fukami, Y.....	177
Filipponi, F.....	130	Fontana, P.....	65	Freitas-Queiroz, N.....	235	Fukase, K.....	65
Filser, J.....	71	Fontana, R.....	54, 96, 104	Frenkel-Nir, Y.....	153	Fukayama, M.....	132
Fine, J. S.....	61	Forbes, A.....	240	Frey-Wagner, I.....	92, 100, 105, 178	Fukuda, H.....	125
Fink, A.....	216	Forcélledo, J. L. F.....	138	Fried, M.....	105, 134	Fukuda, K.....	215, 218
Finney-Hayward, T.....	160, 183	Forcén, R.....	100, 178	Frieri, G.....	116, 137	Fukuda, M.....	72
Finz, S.....	155	Forcén García, R.....	100	Frieri, P.....	199	Fukuda, S.....	192
Fiocca, F.....	218	Ford, A. C.....	38, 160, 179, 223	Fries, W.....	56	Fukuhara, M.....	88, 216
Fiori, S.....	240	Forestier, J.....	220	Friess, H.....	118, 158, 184, 209	Fukui, K.....	231
Fiorot, A.....	221	Forman, D.....	47	Friger, M.....	223, 226	Fukuma, Y.....	72
Fischbach, W.....	128	Fornari, F.....	228	Friginal-Ruiz, A. B.....	136	Fukunaga, K.....	70
Fischer, A.....	105	Fornasarig, M.....	142	Frilling, A.....	95	Fukunaga, Y.....	221
Fischer, C.....	60, 168	Fornelli, A.....	198	Frister, S.....	209	Fukushima, M.....	175
Fischer, S.....	72, 216	Forrells Sala, M.....	157, 171	Fritsch, C.....	138	Fukuzawa, M.....	237
Fisher, W.....	212	Forrest, D.....	169	Fritscher-Ravens, A. ...	84, 96, 102	Fumagalli, C.....	139
Fishman, D.....	130	Forsberg, A.....	73	Fröhlich, F.....	129, 238	Fumery, M.....	73, 81, 89, 92
Fishman, E. K.....	97	Forsyth, K.....	138	Frohna, P.....	62, 97	Fumio, S.....	158, 185
Fishman, S.....	99, 126	Fortea, M.....	97	Frozanpor, F.....	115, 129	Funaki, Y.....	129, 238
Fiskerstrand, T.....	195	Forti, E.....	130	Frulloni, L.....	173	Funato, K.....	74, 127
Fittipaldi-Fernandez, R.....	240	Forsmark, R.....	52	Fry, L.....	73, 84	Furgala, A.....	196
Fittipaldi-Fernandez, R. J.....	152, 240	Fotedar, K.....	133	Frykos, K.....	155	Furiano, A.....	64
Fitz, P.....	222	Foubert, F.....	128	Fuccio, L.....	50, 58, 97	Furio, L.....	203, 213, 214
Fitzgerald, R. C.....	79, 80, 86, 102, 105, 107	Fowell, A.....	220	Fuchs, E.-M.....	118, 163	Furnari, M.....	58, 97, 115, 132, 153, 190, 234
Fitzpatrick, C.....	219	Fox, M.....	37, 44, 58, 75, 92, 108	Fudim, E.....	47	Furukawa, K.....	156, 164
Flahaut, C.....	222	Foy, C.....	129	Fuentes, C.....	241	Furukawa, S.....	197
Fléjou, J.-F.....	77	Fraga, J.....	242	Fuertjes, T.....	162	Furuse, S.....	217
Fleming, K.....	202, 206	Fragkaki, M.....	178	Fuh, F.....	160, 180	Furuta, G.....	190
Fliss Isakov, N.....	184	Frago, S.....	103	Fuhler, G.....	228	Furutachi, S.....	237
Floreani, A.....	121	Fraile González, M.....	147	Führer, M.....	234	Fuschi, D.....	228
Florent, C.....	175, 219	Franceschi, F.....	130, 134	Fujii, H.....	164	Fushimi, S.....	149, 193
Flores, N. M.....	58, 113, 143	Franceschi, M.....	116, 145, 192, 203, 213, 214, 237, 238	Fujii, M.....	155, 204, 215	Fyderek, K.....	234
Florholmen, J.....	205, 238	Franceschini, G.....	128	Fujii, S.....	192	Fyodorov, D.....	154
Florie, J.....	132	Franch, R.....	128	Fujii, T.....	215, 217		
Fluxa, D.....	87	Franchimont, D.....	47, 85, 182, 183	Fujii, Y.....	115, 125		
Fockens, P.....	38, 46, 54, 91, 102, 108	Franchina, M.....	146, 233	Fujikawa, K.....	131		
Foerster, D.....	137	Francia, M.....	64	Fujiki, S.....	166, 237		
Foertsch, T.....	201, 241	Francisco, I.....	149, 185, 217, 229, 230, 114, 123, 158, 185, 190, 248	Fujimasa, K.....	238		
Fogden, E.....	225	Francis, H.....	199	Fujimori, S.....	70		
Fogg, C.....	104	Francisco, I.....	149, 185, 217, 229, 230, 114, 123, 158, 185, 190, 248	Fujimori, T.....	176, 212		
Foglia, B.....	117, 209	Francis, H.....	199	Fujimoto, A.....	114, 125, 129, 148, 169, 214		
Fogliati, V. J.....	64	Francos, C.....	43, 67, 104	Fujimoto, K.....	117, 145, 230		
Foisy, H.....	146	Franczyk, R.....	106, 127	Fujimura, Y.....	161		
Fojtik, P.....	72	Frankish, P.....	188	Fujioka, T.....	238		
Fokra, A.....	50	Franklin, J.....	173	Fujisaki, J.....	114, 125, 127, 149, 150, 236		
		Franzini, T.....	50				

G

Gaadhe, R.....	115, 125, 167, 210, 214
Gabbrielli, A.....	173, 175
Gabe, S. M.....	205, 225, 240
Gabieta-Sonmez, S.....	190
Gabovitz, V.....	137
Gabrieli, D.....	238
Gadea, N.....	229
Gadeke, L.....	104
Gadhikar, H.....	167, 210
Gadhok, R.....	155, 200
Gaetani, E.....	179

Gagnière, J.....	220	García-Puig, R.....	97	Gegova, A.....	93	Gijbels, L.....	225
Gago, T.....	103, 119, 202, 206, 232	García-Romero, R.....	97	Geldhof, A.....	181	Gil-Borrás, R.....	222
Gainat, A.....	81	García-Unzueta, M. T.....	223	Gelot, A.....	232	Gil-Simon, P.....	131, 176, 204, 220
Gal, E.....	137	Garcovich, M.....	88, 166	Gemmell, L.....	81	Gildea, L.....	72
Galamb, O.....	52, 141, 230	Gardenbroek, T.....	46	Gen, Y.....	125, 170	Gilja, O. H.....	59, 62, 195, 205, 233 249
Galanopoulos, M.....	196	Gardezi, S. A. A.....	169, 188	Genov, J.....	114, 123, 124	Gillespie, G.....	181
Galazan, L.....	240	Gardner, T.....	114, 123	Genre, D.....	50	Gils, A.....	47, 56, 70 138, 223, 226, 227
Galezka, K.....	134	Gárdos, L.....	166	Gentilini, A.....	209	Gimeno, J.....	216
Galeano, C.....	137	Garg, M.....	105	George, H.....	205, 239	Gimeno García, A. Z.....	157, 171
Galeazzi, F.....	147, 190	Gargallo Puyuelo, C. J.....	87, 230	George, S.....	239	Gimier, E.....	74
Galkova, Z.....	192	Garin, E.....	171	Georgi, S.....	143	Ginard, D.....	138
Gallagher, C.....	175	Garkalne, L.....	161, 193	Geraci, G.....	218	Gincul, R.....	216
Galliani, E.....	172	Garre, A.....	138, 182	Geramizadeh, B.....	164, 201, 206	Gines, A.....	151
Gallittu, P.....	72	Garros, A.....	71, 233	Gerard, R.....	181, 225	Gingold Belfer, R.....	193
Galtier, P.....	57	Garry, C.....	227	Gerbes, A. L.....	158, 162	Gini, A.....	216
Galtieri, P. A.....	142, 234	Garvey, T.....	185	Gerbino, N.....	151, 196	Ginsberg, G. G.....	63, 109, 115
Galvao Neto, M.....	240	Gasbarrini, A.....	52, 73, 81, 91, 109, 130, 134, 138, 151, 166, 179, 180, 198, 201, 222, 228, 229	Gerdes, L. U.....	77	Gionchetti, P.....	183
Galvão Neto, M.....	197	Gasenko, E.....	161, 193	Gerfaud, A.....	135, 178	Giorgetti, G.....	144
Galyavieva, A.....	123	Gasink, C.....	47, 61, 116, 137	Gerhards, M. F.....	98	Giorgio, F.....	196
Galyuk, V.....	177	Gaspar, R.....	119, 120, 162, 163, 165, 180, 198, 212, 219, 241	Gerlach, U. A.....	241	Giorgio, V.....	184
Gamar, L.....	224	Gasparini, C.....	176	Germanà, B.....	172	Giorgio Arcidiacono, P.....	174
Gambaccini, D.....	187	Gasparini, P.....	203, 213, 214	Germano, G.....	103	Gioiuleme, O.....	158, 185, 227
Gambaro, S. E.....	118, 161, 166	Gasslander, T.....	114, 124	Gerometta, R.....	175, 219	Giovanelli, S.....	198
Gambitta, P.....	65	Gast, P.....	159, 167	Geron, A.....	176	Giovanis, P.....	209
Gamito, É.....	155, 189, 242	Gasztonyi, B.....	70, 137	Gero, V.....	93	Giovannini, M.....	50, 51, 54, 68, 75, 82, 98, 127, 130, 217
Gan-Schreier, H.....	204, 221	Gatta, A.....	104	Gervain, J.....	123	Giráldez-Montero, J. M.....	136
Ganduglia, P.....	153	Gaudart, J.....	51	Gervasi, S.....	238	Girard, P.....	187
Gandunathan, T.....	205, 225	Gault, N.....	73	Gervetti, P.....	138, 224	Giraudi, P. J.....	118, 161
Gannavarapu, V. R.....	180	Gaur, S.....	240	Gessl, I.....	104	Girleanu, I.....	104
Ganne, C.....	216	Gaus, A.....	190, 238	Gesualdo, M.....	81, 229	Gisbert, J. P.....	47, 52, 56, 89 138, 139, 178, 182, 194
Ganss, A.....	194	Gausman, V.....	98	Gevers, T. J. G.....	65, 118	Gisbertz, S. S.....	133
Gantz, M.....	187	Gauss, A.....	204, 221	Gewecke, K.....	151	Gislason, E.....	116, 134
Gao, J.....	87	Gautam, N.....	216	Gewirtz, A.....	81, 185	Giuricin, M.....	118, 161
Gao, L. L.....	47	Gavini, S.....	132	Geyer, P.....	120	Giuseppe, F.....	238
Gao, N.....	99, 179, 234	Gavrilescu, O.....	162	Geyl, S.....	169, 170	Gjika, S.....	191
Gao, Q.....	113, 125, 203, 213	Gawron-Kiszka, M.....	183	Ghadir, M.....	85	Gkeros, F.....	196
Gao, X.....	138, 180, 226	Gawronska, A.....	153	Ghassemi, K.....	58, 115, 125	Gkolfakis, P.....	55
Garanina, E.....	118	Gaxiola-Werge, R.....	177	Gheonea, D.-I.....	209	Gaslinovic, E.....	190
Garau Colom, C.....	229	Gaya, D. R.....	160, 181, 183	Gheonea, I. A.....	209	Glória, L.....	173, 229
García, D.....	124	Gazouli, M.....	222	Gheorge, C.....	182	Gluck, N.....	104, 115, 126, 131, 158, 166
García, M. J.....	223	Gazzin, S.....	166	Gheorge, L. S.....	182	Glund, S.....	70
García, S.....	56, 138, 139	Ge, P.....	98	Ghia, J.-E.....	100	Gnocchi, A.....	205, 237
García, V. G.....	242	Ge, W.....	230	Ghilain, J. M.....	154	Go, Y. Y.....	87
García, V.....	138, 139, 179, 181, 225	Ge, Y.....	146	Ghinolfi, D.....	130	Gockel, I.....	233
García Aguilera, X.....	129	Gearhart, N.....	181	Ghosh, S.....	47, 61, 62, 116, 128, 136, 137, 157, 171 283	Goda, K.....	126
García Alonso, J.....	157	Gebros, K.....	182	Giacometti, C.....	191	Goda, Y.....	130
García Cano, J.....	121	Gebriil, A.....	239	Giacomin, A.....	172	Godat, S.....	127, 191
García Gonzalez, M. A.....	87, 230	Gecov, P.....	114, 123, 124	Giacomin, D.....	128	Godfrey, E. M.....	123
García Lledó, J.....	157, 171, 239	Gecse, K. B.....	42, 68, 70, 89 137, 182, 204, 225, 227	Giannakopoulos, A.....	161, 195	Gódi, S.....	123
García Planella, E.....	225	Gedgaudas, R.....	202, 211	Giannakou, A.....	240	Godny, L.....	139
García Rodríguez, L. A.....	184	Geelkerken, R. H.....	161	Giannini, E.....	184, 223	Goenka, M. K.....	63
García Sánchez, V.....	179	Geerts, A.....	65	Giannitrapani, L.....	209	Goeser, T.....	173
García Tercero, I.....	138			Giannotti, S.....	190		
García-Ballesteros, C.....	222			Gibiino, G.....	130, 198		
García-Cantalapiedra, A.....	211			Gibson, P. R.....	105, 143, 188		
García-Caraballo, S.....	92, 98			Giestas, S.....	218		
García-Figueiras, R.....	131			Gigante, G.....	71		
García-Gil, J.....	74, 112, 133, 134						
García-Jaraquemada, A.....	221						

Goetz, M.	104, 174	Gooszen, H.	123	Gravito-Soares, M.	119, 151, 189,208, 226, 242	Guardascione, M.	214
Goggin, P.	104, 220	Goorska, M.	211	Gray, M.	112, 133	Guardiola, J.	56, 139
Goggins, M.	76, 97	Gordan, M.	118	Graziani, C.	134, 138, 228	Guarino, M. P. L.	57, 105, 144
Goh, G. B. B.	207	Gordillo, J.	139	Graziano, C.	87	Guarner-Argente, C.	97, 194
Goh, K. P. B.	133	Gorgun, J.	230	Grecco, E.	197, 242	Gudej, S.	145, 241
Gohar, F.	222	Gornals Soler, J. B.	236	Green, P. H.	196, 239	Guedich, A.	224, 227
Göhrig, A.	60, 168	Gornbein, J.	58, 115, 125	Green, S.	186	Guenther, S.	115, 132
Goida, E.	57, 134	Gornet, J.-M.	73, 220, 222	Greenberg, D.	223, 226	Guerbau, L.	181
Going, J.	52	Gorzowska, A.	206	Greg, T.	140	Guerci, B.	60
Gois, W. A. F.	188	Göschl, N.	119, 163	Gregar, J.	236	Guerra Lacunza, A.	141
Goishi, H.	139, 183	Gotink, A. W.	236	Gregel, M.	174	Guerreiro, H.	103, 104, 114, 119, 202, 206, 232
Goji, S.	238	Goto, A.	124	Gregório, C.	118	Guglielmi, F. W.	183
Gök Sargin, Z.	138	Goto, D.	101	Greinwald, R.	138, 225	Gühne, S.	203, 212
Gold, M. J.	58, 160, 179	Goto, H.	65	Gress, F. G.	98	Gui, X.	128, 157, 171
Goldberg, R.	138	Goto, O.	114, 125, 129, 148, 214, 215, 169,	Gress, T. M.	60, 76, 82, 86, 95	Guida, F.	64
Goldin, R.	39, 72	Goto, T.	129, 142, 231	Greten, T.	49, 114	Guidi, L.	56, 139
Goldis, A.	61, 77, 134	Gotoda, T.	59, 65, 159, 171, 217, 238	Greuter, T.	184	Guillaud, O.	173
Golemanov, B.	114, 123, 124	Gotor, J.	194	Greuter, E. J. M.	78	Guillaumot, M.-A.	215
Goll, R.	205, 238	Gottier, C.	50, 100	Griecovic, I.	156, 165	Guillen, C.	229
Golovics, P. A.	137, 182, 204, 225, 227	Gottlieb, K.	186	Grieco, A.	88	Guillon-Dellac, N.	89
Gomaa, A.	88, 165	Gotttrand, F.	62, 69, 96	Griesmann, H.	203, 212	Guiramand, J.	130
Gomaa, A. I.	165	Gottschall, H.	185	Griffiths, G.	220	Gujrathi, S.	97
Gomes, D.	52, 119, 123, 174, 208, 218, 242	Götz, M.	241	Griffiths, K.	51	Gulacsi, L.	70, 204, 225
Gomes, S. E.	141	Gouda, K.	189	Grigoryeva, T.	117, 150	Gulati, S.	138, 179, 181
Gomez, B.	135	Goukas, D.	179	Grillio, S.	192, 205, 237	Gumerova, A. A.	118, 123
Gomez, V.	217	Gould, S.	98, 187	Grimaud, J. C.	60, 144	Gundogdu, S.	149
Gómez, G.	151	Goulis, J.	120	Grimm, A. A.	87	Günther, U.	222
Gomollon, F.	72, 81, 93, 157, 171	Gourcerol, G.	60, 178	Grimm, I. S.	51	Gual, A.	329
Gonçalves, A. R.	136, 198, 223	Goutorbe, F.	116, 135, 226	Grimm, M.	97	Guo, C.-Y.	181
Gonçalves, B.	198	Goutte, M.	116, 135, 160, 177, 226	Grimstad, T.	180, 226, 227	Guo, J.	214
Gonçalves, C.	207	Gouveia, C.	173	Grobbee, E. J.	140, 171, 228, 230	Guo, X.	144
Gonçalves, D.	242	Gower Rousseau, C.	89, 92, 181, 222	Groenen, M. J.	178	Gupta, R.	51
Gonçalves, R.	120, 136, 163, 165, 198, 223	Gowland, P.	186	Groenewoud, H.	208	Gupta, S.	97, 169, 190
Goncz, L.	182	Grabmeier-Pfistershammer, K.	78	Gromadzka-Ostrowska, J.	145, 241	Gupta, V.	49
Gonda, T. A.	98	Grabsch, H.	132	Grönroos, J.	106	Guurzu, S.	193
Gong, W.	113, 125, 203, 213	Grabsch, H. I.	73	Groot Koerkamp, B.	98	Gusev, D.	220
Gong, X.	207	Gracie, D. J.	58, 160, 179, 223	Grooteman, K.	103	Gusmini, S.	168
Gonsalves, N.	190	Gradiser, M.	188	Gross, S. A.	104	Gustafsson, J. A.	232
Gonzalez, J.-M.	71, 144, 172	Graeppler, F.	174	Grossi, C.	159, 171, 217	Guthy, I.	166
González Alayón, C.	179	Graf, R.	60, 86	Grossi, D.	231	Gutic, E.	164, 208
González Carro, P.	236	Grahovac, B.	118	Groth, S.	42	Gutierrez, J. P.	122, 129, 240
González Lois, C.	128	Gralnek, I. M.	79, 84, 95, 103	Grötzing, C.	168	Gutiérrez, A.	138, 139, 181, 225
González Pino, A.	129	Grama, A.	166, 242	Groza, I.	121	Gutierrez-Ibarluzea, I.	157
González-Castro, A. M.	97	Granata, A.	131	Grua, C.	230	Gutman, C. R.	86
González-Cervera, J.	97	Grande, G.	205, 237	Gruia, C.	230	Gutman, D.	195
Gonzalez-Cordero, P. L.	97	Grandval, P.	51	Grund, D.	184	Guy, R.	140
González-Lama, Y.	138	Grant, A.	225	Grundy, L.	92	Guyonnet, D.	143
González-Lois, C.	172	Grant-Casey, J.	140	Grundy, L.	92	Guz, M.	114, 123
González-López, J.	136	Grasa, L.	100, 178	Grünhage, F.	210	Guz Mark, A.	183
González-Suárez, B.	151, 239	Grassi, F.	53	Gruppo, M.	176	Gwak, G.-Y.	121
Gonzalo, V.	161, 196	Grasso, G.	192	Gry, T. E.	173	Gwee, K. -A.	48, 58, 91
Goodhand, J.	201, 228	Grattagliano, I.	53	Grytenko, S.	221	Gyimesi, G.	99
Goodman, W.	222	Grau, J.	77	Gschwantler, M.	104, 164, 208, 218	Gyökeres, T.	69, 82, 99, 248
Goobsby Hunter, A.	144	Gravito-Soares, E.	123, 184, 208, 240, 242	Gschwind, D.	162		
Goong, H. J.	79, 218			Gsur, A.	185, 229	H	
Goos, K.-H.	183			Gu, J.-F.	185	Ha, D. W.	149
				Guang, Y.	176	Haas, J.	137
						Habendorf, W.	194

Habibe, M.	207	Hammoud, D.	183	Hartleb, M.	183, 206	Hayes, P. C.	164, 194
Habbinejad, H.	85	Hampe, J.	52, 181	Hartman, H.	202	Haysom-Newport, B.	104
Haboubi, H. N.	239	Hamvas, J.	123	Hartmann, D.	93, 118, 120, 209	Hazama, S.	231
Hachiya, H.	122	Han, H.-S.	168	Hartmann, F.	85, 160, 179, 181	Hazewinkel, Y.	159, 171
Hackert, T.	86	Han, J.	49, 123, 130	Hartung, J. P.	226	He, H.	117
Haddiya, I.	180	Han, J. H.	122	Haruma, K.	101	He, J.	176
Haderer, M.	162	Han, J.-H.	188	Harustiak, T.	117, 148	He, K.	146
Hadi, S.	171	Han, J. P.	192, 237	Hasab El-Naby, A.	153	He, X.	165
Hadithi, M.	219	Han, K.	229	Hasan, F.	160, 179	He, Y.	181
Hadjadj, S.	60	Han, H.-S.	168	Hasan, M.	50, 63, 129	He, Z.	191
Hadley, S.	177	Han, M. A.	149, 206	Hasegawa, G.	191	Healy, P.	61
Hafi, M.	135, 139	Han, S.	121, 219	Hasegawa, H.	232	Healy, J.	139
Häfner, M.	38, 79, 96, 106	Han, Seong-Hee	140, 182	Hasegawa, S.	170, 234	Hebuterne, X.	61
Hagege, H.	105	Han, S. J.	49, 195, 198	Hashad, D.	165	Hecht, E.	98
Hagel, A. F. 127, 133, 200, 202, 241		Hanabata, N.	88, 115, 125, 192	Hashiba, M.	195	Hedenström, P.	204, 218
Hagenmüller, F.	131	Hanada, M.	224	Hashimoto, S.	210	Hedjoudje, A.	176
Hagihara, A.	78, 164	Hanada, R.	70	Hassan, C.	55, 80, 107, 172, 175, 216, 229, 234, 248	Hefny, S.	120
Hahn, K. Y.	149, 215	Hanafusa, M.	231	Hasuda, K.	238	Hefny, Z. M.	119
Hahnloser, D.	39, 47, 73, 91	Hanafy, A.	121	Hasui, K.	88	Hegyí, P.	94, 123, 166, 202, 211
Haick, H.	161, 193	Hanafy, A. S.	53, 78, 208	Hata, K.	135, 142, 220	Heidari, A.	85
Haidich, A.-B.	158, 185	Hanaoka, N.	125, 127, 204, 215, 217	Hatamori, H.	175	Heikenwälder, M.	49, 60
Haidry, R. J.	146, 203, 213	Hanaoka, N.	84	Hata, Y.	71	Heinrich, H.	146
Hai, H.	78	Hanaouer, S. B.	136	Hatemi, A. I.	136, 161	Heinrichs, S.	233
Hainzl, O.	138	Hanaouer, St.	61, 62	Hatemi, G.	136	Heitland, W.	184
Haito-Chavez, Y.	51, 71, 161, 190, 219	Handa, O.	125, 170	Hatemi, I.	136, 161, 178	Hejlova, I.	202, 206
Hajale, J.	134	Hanevik, K.	195	Hattori, M.	210	Hellmich, B.	218
Hajal, J.	121	Hankey, C.	188	Hatzievangelinou, C.	196	Hellström, A.	204, 221
Haji, A.	71	Hannemann, A.	132	Hatta, W.	59, 65	Hellström, P. M.	180
Hajiyeva, G. 51, 71, 87, 161, 190, 219		Hannink, G.	92, 98, 114, 123	Hattori, M.	210	Helwig, U.	143
Haj-Natour, O.	47	Hanno, A. E. F.	146	Haupt, M.	153	Helyes, Z.	94
Halász, A.	123	Hansen, B.	77, 121, 174, 211	Haupt, R.	153	Hempen, P.	127
Hale, M. E.	98	Hansen, J. M.	194	Haupt, W.	133	Hempstead, S.	216
Halfvarson, J.	72, 77, 81, 93	Hansen, M. B.	211	Hauser, B.	47, 183	Hendel, J.	104
Halilbasic, E.	117, 152	Hansen, P. D.	168	Hauser, G.	184	Hendrickx, K.	74
Halkova, T.	141	Hao, F.	222	Hauser, M.	184	Hendy, P.	105, 116
Hall, G.	180	Hara, K.	142, 219	Hausken, T.	85, 195, 205, 233	Heneghan, M.	181
Hallas, J.	194	Hara, T.	139, 149, 224	Hausmann, M.	105	Henigst, K.	222
Haller, D.	64, 91, 100, 178	Harada, E.	107	Haustermans, K.	91, 102	Henke, R. P.	113, 125
Haltmayer, H.	164	Harada, H.	159, 169	Havertz, B.	144, 147	Henmi, S.	88, 216
Halvorsen, F.-A.	196, 205, 238	Harada, K.	73, 179, 212	Havnhøj Frandsen, T.	194	Henriques, O.	116, 137
Hamada, K.	59, 126, 127, 149, 170	Harada, M.	121, 228	Hawinkels, L. J. A. C.	221	Henriques, R.	59
Hamada, Y.	168	Haraldsson, S.	158, 167	Hawkey, C. J.	38, 62, 88, 97, 204, 224	Henry, L.	216
Hamaguchi, K.	131	Harasym, J.	145, 241	Hayasaka, Y.	159, 169	Heo, J.	123, 176
Hamaguchi, Y.	177	Harb, Y.	194	Hayashida, M.	70	Heo, J. Y.	210
Hamamoto, H.	115, 125, 210	Hardt, T.	137	Hayashi, K.	52, 124, 207	Hep, A.	231
Hamanaka, M.	149	Hardwick, J. C. H.	102	Hayashi, N.	106, 158, 185	Herba, K.	174, 186
Hamano, M.	150	Harfoush, R.	153	Hayashi, R.	192	Herbst, P.	218
Hamar, S.	219	Harinck, F.	76	Hayashi, S.	122, 128, 217, 231	Hercogova, J.	183
Hambbruch, E.	158, 162	Harkat, C.	241	Hayashi, T.	55, 79, 84, 131, 141, 158, 185, 186, 216, 217, 231	Herculano, R.	164
Hamdy, S.	42, 64	Harmon, J. W.	117, 147	Hayashi, Y.	59, 65, 84, 218	Herman-Edelstein, M.	193
Hamidouche, D.	224	Harm, S.	117, 152	Hayato, I.	144	Hermann, P. C.	86
Hamilton, W.	172	Harrington, A. M.	98	Haycock, A.	115, 127, 172	Hernández Conde, M.	128, 157, 171, 172
Hamlin, P. J.	181	Harrington, S.	235	Hayden, H.	66, 158, 162	Hernández-Gallego, A.	180
Hammer, H. F.	43, 53	Harrison, M. E.	173	Hayden, L.	113, 143	Hernandez, I.	150
Hammer, J.	153, 154, 234	Harrison, Pille	61	Hayee, B.	71, 104, 136, 138, 179, 181, 225	Hernandez Mondragon, O. V. V.	50
Hammer, K.	153, 154, 234	Hart, A.	41, 116			Hernandez, V.	50, 134, 157, 171, 229
Hammer, V.	153, 154, 234	Hart, A. L.	47, 105, 116, 135, 181, 205, 225				

Hernandez, V.....	77	Hjartåker, A.....	78	Hori, K.....	169, 192	Hughes, D.....	52
Herraiz, M.....	142, 229	Hjortswang, H.....	135	Horikawa, Y.....	149, 193	Hughes, F.....	117, 146
Herrero, R.....	151, 161, 193	Hlavaty, T.....	136, 160, 179	Horimatsu, T.....	106	Hugot, J.-P.....	160, 177
Herreros de Tejada, A.....	128, 172, 229	Hochberger, J.....	174	Hori, S.....	115, 125, 192	Huguet, A.....	137
Hershcovici, T.....	104	Hoebertz, A.....	66	Hori, Y.....	124	Huguet, M.....	226
Hershkovitz, M.....	137	Hoefnagel, S.....	80	Horjus Talabur Horje, C. S.....	178	Huh, K.....	121
Herskovic, A.....	220	Hoekman, D. R.....	137, 226	Hörmannspurger, G.....	178	Huhtala, H.....	151, 152
Hervieu, V.....	236	Hoentjen, F.....	77	Horta, D.....	207, 220	Huikuri, H.....	201, 206
Hessmann, E.....	86	Hofer, H.....	78, 208	Horta-Vale, A. M.....	165	Hujioka, S.....	142
Hess, T.....	233	Hofer, P.....	185, 229	Horvath, K.....	114, 123	Hultcrantz, R.....	73, 105
Hetta, A. K.....	227	Hoff, C.....	102	Hoshi, N.....	139	Humes, D.....	220
Heusch, P.....	135	Hoff, G.....	78, 216	Hoskin, B.....	227	Hunato, K.....	65
Heymen, S.....	98, 186, 187	Hoffman, A.....	104	Hosokawa, A.....	115, 125	Hunger, M.....	128
Heyries, L.....	197	Hoffman, I.....	47, 183	Hosono, H.....	99, 177	Hung, I.....	140
Hiasa, Y.....	197	Hoffmann, M.....	242	Hosono, K.....	210	Hungin, P.....	53, 75, 107
Hibi, T.....	61	Hoffmeister, M.....	128	Hosoya, A.....	222	Hung, J.....	63
Hibiya, S.....	94	Hofmann, H.-P.....	138	Hosseini, N.....	200	Hung, J.-S.....	147, 234
Hidaka, E.....	129	Hofman, P.....	221, 222	Hosseini, V.....	239	Huo, J.....	190
Hidaka, H.....	129	Hogan, M. C.....	118	Hoteya, S.....	59, 65, 192	Huorka, M.....	160, 179
Hieda, N.....	142	Hohenester, S.....	121	Hotta, K.....	51, 106, 117, 140, 149, 150, 158, 186	Hupkens, B.....	88
Higashimori, A.....	141	Hohwieler, M.....	86	Hough, R.....	185	Huppertz-Hauss, G.....	56
Higashimoto, K.....	230	Hoibian, S.....	127	Houghton, L.....	53, 75, 92, 95	Hurme, S.....	106
Higashino, K.....	84, 126, 127, 204, 215, 217	Höjjer, J.....	105	Hourigan, L.....	49	Hüser, N.....	118, 209
Higashiyama, M.....	224	Hojo, M.....	150, 170, 190, 234, 237	Hoyeau, N.....	77	Hussaini, S. I.....	169
Higgins, B.....	104	Hokonohara, M.....	210	Hritz, I.....	123, 248	Hussain, Y.....	170
Hijos, G.....	185	Holleman, R.....	114, 123	Hruban, R. H.....	97	Hussain, Z.....	220
Hikichi, T.....	115, 125	Holleran, G.....	73, 103, 139, 194, 196, 226	Hruha, V.....	70, 182, 226, 227	Hussey, M.....	139, 194, 196, 226
Hillebrand, P.....	117, 152	Hollington, P.....	142	Hsieh, T.-Y.....	208	Hustak, R.....	210
Himoto, T.....	206	Hollingworth, T.....	220	Hsu, Y.-C.....	78	Huyck, S.....	225
Hinata, N.....	170	Hollosi, P.....	141	Htet, H.....	216	Huyhyn, J.....	184
Hindryckx, P.....	182	Holm, A.....	178	Htut, H.....	216	Huysentruyt, C. J.....	128
Hingh, I. D.....	98	Holme, Ø.....	106	Hu, H.-Y.....	146	Hvas, C. L.....	182
Hingston, J.....	220	Holmes, B.....	144	Hu, J.....	114, 126	Hwang, J. J.....	161, 192, 237
Hino, H.....	148, 176, 236	Holmes, E.....	116, 135	Hu, J.-W.....	59	Hwang, J. A.....	208
Hinoi, T.....	230	Holst, J. J.....	190, 238	Hu, M.....	81	Hwang, J.-H.....	130, 212
Hipolito, R.....	133	Holt, B.....	203, 215	Hu, P.....	138, 179, 180, 226	Hwang, K. B.....	192
Hiraga, Y.....	224	Holtmann, G.....	112, 133	Hu, X.....	227	Hwang, M. J.....	217
Hirai, Y.....	205, 231, 232	Holtmann, G. J.....	113, 135, 143, 231	Hu, X.-M.....	185	Hwang, S. W.....	140
Hiramoto, T.....	224	Holvoet, T.....	182	Hu, Y.....	232	Hwang, Y. J.....	47
Hirano, D.....	158, 185	Holzinger, J.....	218	Huang, B.....	160, 181, 232	Hyams, J.....	225
Hirano, I.....	97	Holzmann, B.....	118	Huang, H.....	100	Hybner, L. S.....	124, 168
Hirano, M.....	59, 65	Hombu, T.....	173	Huang, L.....	122	Hyodo, I.....	99, 185
Hiraoka, A.....	207	Hompes, R.....	63, 92	Huang, M.....	226	Hyun, J. J.....	94, 124, 174, 211, 233
Hiraoka, S.....	73, 179	Honarvar, B.....	165	Huang, S.....	113, 125, 203, 213		
Hirasawa, K.....	115, 125	Honein, K.....	121	Huang, T.....	106		
Hirata, I.....	106	Hong, D. H.....	213	Huang, Y.....	126	I	
Hirata, N.....	74	Hong, J.....	79, 86, 192, 237	Huang, Z.....	122, 226	Iacopini, F.....	159, 171, 217
Hirata, T.....	205, 231, 232	Hong, S. J.....	79, 192, 237	Huan, H.....	163	Iaccucci, M.....	128, 136, 157, 171
Hirayama, M.....	115, 125	Hong, S. P.....	136	Hubel, E.....	99	Iacurra, A. J.....	116, 141
Hirayama, Y.....	142	Honjo, M.....	124, 159, 175	Huber-Schönauer, U.....	185	Ialongo, P.....	164
Hirose, A.....	161	Honkoop, P.....	219	Huberty, V.....	62, 69, 84, 146	Iancu, C.....	121
Hirose, H.....	140	Honma, T.....	191	Hubner, D.....	218	Iancu, M.....	118
Hirose, K.....	97, 210	Honsova, E.....	117, 148, 202, 206	Hubner, R.....	168	Ianiro, G.....	57, 81, 134, 151, 187, 228
Hirschfield, G.....	40	Hoogenboom, J. D.....	221	Hucl, T.....	124, 248	Iannone, A.....	196, 207, 222
Hirsch, S.....	241	Hoopes, P. J.....	220	Hucl, T.....	75, 95, 107, 202	Iannotta, M.....	64
Hisayuki, T.....	79, 141, 158, 185, 186	Hoppo, K.....	115, 125	Hudson, N.....	105	Iannuzzi, F.....	65
Histace, A.....	175, 219	Hordoneau, C.....	116, 135	Hudson, M.....	154	Ianosí, G.....	201, 206
		Horie, M.....	149, 195	Huggett, M.....	123	Ibañez, I.....	217

Ibarra, M.	161, 196	Imagawa, H.	49, 103, 114, 122, 186	Ishida, Y.	168	Iwai, N.	125, 170
Ibis, M.	138	Imai, H.	98, 123	Ishigaki, K.	122	Iwai, T.	219
Iborra, M.	139	Imai, K.	51, 117, 140, 149, 150, 158, 186	Ishigaki, T.	217, 231	Iwakiri, K.	70
Ibrahim, M. I.	25, 49, 68, 75, 82, 146	Imaizumi, H.	219	Ishigami, H.	214	Iwakiri, R.	117, 145, 230
Ibrahimi, S.	199	Imajoh, M.	173	Ishigooka, S.	216	Iwamoto, H.	60
Icenhour, A.	92, 232	Imamura, K.	169	Ishihara, A.	232	Iwamura, S.	215
Ichikawa, T.	119	Imanieh, M. H.	164	Ishihara, M.	142	Iwamura, M.	58
Ichikawa, Y.	207	Imaoka, H.	115, 124, 142	Ishihara, R.	84, 126, 127, 149, 194, 204, 215, 217	Iwano, H.	121
Ichimasa, K.	79, 141, 158, 185, 186, 217	Imeneo, M.	238, 239	Ishihara, S.	53, 115, 116, 125, 142, 220	Iwao, Y.	117, 140, 152
Ida, T.	129, 142, 231	Imperatore, B.	164	Ishihara, S.	125, 142, 220	Iwasa, T.	64
Ide, D.	131, 240	Imperatore, N.	77, 90, 138, 151, 196, 224	Ishii, H.	192	Iwasaki, A.	210
Idigoras Rubio, I.	129, 157, 171	Imperiali, G.	104, 203, 213, 214	Ishii, M.	189	Iwasaki, K.	215
Ido, A.	210	Inada, M.	231	Ishii, S.	146	Iwasaki, R.	125, 207
Ido, Y.	238	Inagaki, N.	177	Ishii, T.	130	Iwasaki, S.	161
Idris, I. R.	240	Inagaki, N.	231	Ishii, Y.	212	Iwasaki, T.	131, 232, 240
Iebba, V.	202, 229	Indart, I.	129	Ishikawa, H.	80, 106, 115, 124, 125, 149	Iwatate, M.	106
Ierardi, E. G.	196, 207, 222	Inoki, K.	192	Ishikawa, H.	124, 125, 149	Iwatsuka, K.	238
Igarashi, A.	106	Inokuchi, H.	214	Ishikawa, T.	125, 170	Iyer, K.	87
Igarashi, K.	79, 156, 164, 217	Inokuchi, T.	73, 179	Ishimi, A.	150	Izawa, S.	129, 238
Igarashi, M.	128, 221	Inokuma, T.	175	Ishimura, H.	51, 117, 140, 149, 158, 186	Izbéki, F.	123
Igarashi, S.	88	Inoue, A.	146	Ishiyama, A.	114, 127	Izelaar, K.	230
Igarashi, Y.	157, 167	Inoue, E.	135	Ishiyama, S.	155	Izumi, C.	210
Iglesias Flores, E.	179	Inoue, H.	55, 71, 84, 101, 129, 170, 234	Ismail, A.	242	Izuta, M.	168
Iglesias Picazo, R.	113, 147, 148, 233	Inoue, J.	139	Ismail, A.	51, 71, 87, 101, 161, 170, 174, 190, 219	Izzi, A.	164
Iglesias-García, J.	94, 131, 159, 174, 176, 203, 211	Inoue, N.	140	Ismaili, Z.	136, 180, 224	J	
Iglesias Picazo, R.	113, 147, 148, 233	Inoue, T.	146	Isobe, S.	210	Jackson, S.	95
Ignatavicius, P.	177	Inoue, Y.	231	Isomoto, H.	136	Jacob, H.	104
Ignazzi, A.	64	Inthout, J.	208	Israeli, E.	104, 182	Jacob, J. P.	216
Iguchi, T.	87	Inui, K.	157, 167	Ito, A.	139, 224	Jacob, P.	197
Ihara, E.	64, 124	Invernizzi, F.	130	Ito, H.	59, 65	Jacobstein, D.	47, 61, 116, 137
Iiboshi, T.	139, 183	Invernizzi, P.	121	Ito, M.	155	Jácome, F.	215
Iida, M.	231	Iny, O.	222	Ito, S.	51, 122, 140, 146, 149, 150, 158, 186	Jacques, J.	84, 169, 170, 236
Iida-Ueno, A.	164	Ioana, M.	201, 206, 222	Ito, T.	124, 128, 150, 199, 204, 215	Jaenisch, S.	178
Iio, S.	49, 103, 114, 122, 186	Ioanitescu, S.	119	Itoh, F.	216, 229	Jafari, J.	148, 233, 235
Iishi, H.	84, 126, 127, 149, 204, 215, 217	Ioannis, K.	240	Itoh, Y.	59, 170	Jagodzinski, R.	199
Iizuka, B.	139, 224	Ioannou, A.	147, 234	Itoh, Y.	125, 170	Jahnsen, J.	72, 81, 93, 223, 283
Iizuka, T.	65, 125, 192	Iolascon, A.	151	Itoi, T.	51, 63, 115, 124, 159, 174, 175, 237	Jain, A. K.	162
Ijspeert, J.	106, 141	Ionas, E.	165	Ito, T.	51, 63, 115, 124, 159, 174, 175, 237	Jairath, V.	140
Ikarai, N.	170	Iori, V.	174, 237	Itskoviz, D.	235	Jajoo, R.	214
Ikeda, H.	101	Iovino, P.	147, 152, 234	Itzhak, A.	186	Jakopcic, I.	164, 211
Ikeda, Y.	115, 125	Iqbal, N.	107	Itzhak, A.	158, 166	Jaksch, P.	117, 152
Ikematsu, H.	106, 169, 173, 192	Iqbal, T.	117, 145, 178	Itzinger-Monshi, U.	218	Jalan, R.	46, 76
Ikemura, M.	132	Irani, F. G.	133	Iughetti, L.	153	Jamet, P.	192
Ikezawa, N.	230	Iravani, S.	118	Iuzzolino, P.	172	Jamieson, N. B.	168
Ila, V.	166	Irie, K.	130	Ivanova, A.	154	Janczyk, W.	162
Ilan, N.	94	Irisawa, A.	115, 124	Ivanova, J.	212	Jang, B. I.	146, 217
Ilie, M.	70, 93, 146	Irvine, P.	70, 107, 138, 181, 204, 225, 285	Ivascu-Siegfried, C.	114, 120, 156, 165	Jang, D. K.	122, 124
Ilkiv, I.	70	Isajevs, S.	145, 151, 237	Ivashkin, V.	117, 120, 147, 154, 166, 186	Jang, G. H.	150
Illés, A.	123	Isaksen, K.	180, 227	Ivashuk, S.	121	Jang, H.	122, 150
Illiasch, C.	118	Isava, A.	157, 171	Ivekovic, H.	99, 141	Jang, M. K.	202, 233
Illing, A.	86, 94	Isayama, H.	74, 122	Iven, J.	64, 160, 189	Jang, S.	121
Im, J. P.	127	Ishaq, S.	104, 214, 216	Iwabuchi, M.	141, 142, 199	Janik, M. K.	208
		Ishida, F.	55, 79, 84, 129, 141, 158, 185, 186, 216, 217, 230	Iwahashi, K.	149, 195	Janikowska, K.	127
		Ishida, H.	230, 232			Janmaat, V.	235
						Janmaat, V. T.	106, 205

Janousek, R.164	Jimenez Garcia, V. A. 239	Jung, K. 123, 130, 150, 74, 176, 184, 237	Kamal, A.87, 161, 190, 211
Janovics, P.237	Jimenez-Rosales, R.99, 189	Jung, M. K. 123, 130, 174, 176	Kamata, K. 98, 123
Jansen, J. M.102	Jin, H. 65, 210	Jung, S. W.233	Kamberoglou, D.205, 234
Jansen, M. E.161	Jinga, M.195	Jung, S.-W.174	Kamberovic, F.221
Jansen, P. L. M. 96, 102	Jirsa, M.202, 206	Jung, Y. 49, 195, 198	Kamel, E.88, 207
Januszewicz, W.103, 126	Jo, S.121	Jung, Y.-K.174	Kamel, I. R. 97
Jard, G.241	Jo, S. Y. 229	Jüngst, C.210	Kameta, E.212
Jaruz, A.232	Jobin, G.186	Junji, S.155	Kaminski, M. F. 54, 55, 77, 106
Januszewicz, W.103, 126	Jodrell, D. I.86	Jurcic, P.233	Kamm, M. A. 57
Jartti, A.106	Joh, T.124	Juszczak, M.145, 241	Kammann, P.187
Jasper, D.235	Johanns, J. 47, 61, 137	Jutabha, R.58, 115, 125	Kämpe, O.198
Jauch, K.-W.184	Johansson, S.-E.147	Juzlova, K.183	Kamysz, E.112, 133
Javed, M. A.168	John, C.188		Kamysz, W.112, 133
Jawaid, S.219	John, S.126, 129, 172		Kanaan, M.224
Jawhari, A.160, 179	Johnson, C.202, 211		Kanaaneh, D.220
Jaworek, J. 94, 134, 211	Johnson, G. J.123	K	Kanai, M.149
Jayanna, M.115, 127	Johnson, S.116, 137	Kaai, M. 129, 142, 231	Kanai, N.170
Jayasekaran, V.94	Johnsson, Å.148	Kaakoush, N. 57	Kanai, T.169
Jayne, D.188	Johnsson, E.148	Kabacaoglu, D.60	Kanamori, A.52, 53, 113, 147, 167
Jean, M.115, 127	Johnston, C.219	Kabakchiev, B.93	Kanazawa, A.74
Jeen, Y. T.142, 151, 159, 169, 175, 211, 213	Johnston, E.138	Kabrawala, M. V.122	Kanazawa, K.88
Jeleniewicz, W.114, 123	Johnston, J. M.144	Kachroo, S.227	Kanba, S.131, 240
Jelovskis, I.145	Jokelainen, K. 51, 81	Kacso, G.156, 165	Kanbayashi, H.224
Jenkins, I. 38, 39, 44, 102, 159, 205, 225, 253	Joly, F. 44, 240	Kadenczki, O. 222	Kandasamy, V.239
Jensen, D. M.58, 115, 125, 140, 215	Jonaitis, L. V. 138, 145, 194	Kadleckova, B.205, 225	Kandeel, L.88
Jensen, M. D.152	Jonefjäll, B.58	Kadota, T.125, 173, 192	Kandel, P.217
Jenssen, C.62, 249	Jones, C. 73, 201, 228	Kadoya, K.148, 176, 236	Kandiah, K. 49, 79, 101, 104, 127, 140, 142, 148, 170, 214, 235, 236
Jente, R.183	Jones, D.40, 62, 126, 129, 172	Kadusevicus, E.194	Kandulski, A.238
Jentsch, M.93	Jones, G. 42, 56	Kaffes, A. J.63	Kane, C.185
Jeon, H. K.193	Jones, M. K.70	Kagawa, K.210	Kane, J.260
Jeon, J.124, 237	Jones, M. P.64, 190	Kagramanova, A.18	Kane, J. S.160, 179
Jeon, J. W.106	Jonkers, D. M.78, 85, 86, 109	Kahaleh, M.130, 212	Kane, S.160, 179
Jeon, M. Y.215	Jonsson, K.191	Kahrs, G. 91, 239	Kaneko, K.106, 132, 169, 173, 192
Jeon, S. R.201, 241	Jönsson, C.160, 176	Kaido, T.177	Kaneko, M.87, 185
Jeon, S. W.149-150	Joo, J. S.236	Kaise, M.65, 192	Kaneko, S.212
Jeon, T. J.124	Joo, M. K. 59, 106, 210, 212	Kajihara, T.139, 183	Kaneko, T. 99, 130, 219
Jeon, T. Y.193	Jorgensen, L. N.211	Kakkadasam Ramaswamy, P.157, 167, 211	Kanemitsu, Y.230
Jeong, D. E.217	Jose, N.222	Kakugawa, Y.106	Kaneoka, Y.177
Jeong, H. Y.140, 169, 193, 236, 238	Josefsson, A.191, 232	Kakushima, N.51, 117, 140, 149, 150, 158, 186	Kanesaka, T.80, 126, 127, 169, 204, 215, 217
Jeong, S.211	Joshi, N. M. 201, 228	Kakuta, A.88	Kaneshiro, M.215
Jeong, S. H.217	Joshita, S.207	Kalager, M.106	Kaneto, M.155
Jeppesen, P. B.240	Jovanovic, I.121, 122	Kalantar, J.231	Kanetoh, M.207
Jepsen, P.202, 206	Jover Martínez, R.128, 229	Kalauz, M.141	Kang, B.193, 209
Jerie, M.190	Jovine, E.198	Kalinski, T.238	Kang, C.94
Jerlstad, P.144, 187, 191, 232	Juan Juan, A.56	Kalish, S.117, 147	Kang, D.106, 122, 142, 149, 170, 188, 237
Jervez-Puente, P.99, 189	Juanmartiñena Fernández, J. F.239	Kalkan, C.189, 190	Kang, Da.106
Jeschek, P.104	Jucha, B.138	Kalla, R.72, 81, 93	Kang, Do.237
Jevans, B. S.46	Juday, T.116, 137	Kallon, F.138	Kang, H. W.186
Jezerskyte, E.133	Julia, A.221	Kaloo, A. N.211	Kang, M.121
Jiang, W.66, 72, 165	Julsgaard, M.182	Kalmär, A.52, 141, 230	Kang, M.121
Jiang, X.180	Jun, D. W.162	Kalnina, Z.142, 145	Kang, S. H.140, 169, 236, 238
Jiayi, F.22	Jung, D. H.150	Kalpala, R.51	Kang, S.-G.176
Jilek, K.218	Jung, E. S.135	Kaltenbach, T.157, 171	Kang, T. W.208
Jimenez, M.179	Jung, H. C.127, 189	Kama, C.125	Kang, W.103, 106, 121, 141, 186, 208
Jimenez, N.56	Jung, H.-Y.188	Kamada, H.176, 212	
	Jung, I. K.237	Kamada, K.124, 125, 159, 170, 175	
	Jung, J. G.186		

Kang, Y.....	121	Katayama, H.....	125	Kazemier, G.....	98	Kieslichova, E.....	233
Kania, M.....	206	Katellaris, P.....	72, 284	Kazmierak, W.....	124	Kiesslich, R.....	157, 171
Kanie, H.....	207	Katerinis, P.....	227	Kazuki, B.....	158, 185	Kievit, W.....	103, 118, 165, 208
Kanj, S. S.....	229	Katicic, M.....	147	Ke, Y.....	191	Kiguchi, Y.....	14,8, 214
Kanmura, S.....	210	Kato, A.....	52, 124	Keasling, A.....	232	Kijima, H.....	192
Kanou, S.....	117	Kato, K.....	176, 212	Keating, D.....	139	Kikuchi, D.....	65, 192
Kanzaki, H.....	58	Kato, M.....	126, 127, 205, 231, 232	Kecili, L.....	224	Kikuchi, M.....	205, 231, 232
Kao, J. Y.....	81	Kato, N.....	201, 206	Kedia, P.....	130, 212	Kikuchi, T.....	237
Kao, S.....	232	Kato, T.....	92, 131, 196, 240	Keir, M.....	160, 180	Kikuchi, Y.....	215
Kapidzic, A.....	230	Kato, Y.....	149, 193	Keita, Á.....	92	Kikuste, I.....	151, 237
Kapoor, S.....	81	Katopodi, K.....	179	Kelber, O.....	147, 222, 234	Kiladze, M.....	199
Kappelle, W. F. W.....	114, 126	Katsanos, K. H.....	77	Kelkar, S. S.....	240	Kilander, C.....	65
Kara, N.....	229	Katsoula, A.....	227	Keller, J.....	151, 190, 235, 238	Kildusiene, I.....	216
Karacaoglu, S.....	113, 147	Katsumata, R.....	189	Kellici, I.....	191	Killinger, Z.....	136
Karagiannis, J.....	161, 195	Katsuno, T.....	214	Kellmann, P.....	99	Kim, B. G.....	213
Käräjämäki, A. J.....	201, 206	Katsushima, S.....	210	Kelly, O.....	177	Kim, B. S.....	197
Karakan, T.....	118, 138	Katsuyama, Y.....	159, 169	Kelly, R.....	93	Kim, B.-H.....	210
Karakaya, F.....	201, 230, 241	Katz, L.....	153, 188	Kemp, R.....	107	Kim, C. D.....	142, 151, 159, 169, 174, 175, 204, 211, 213, 220, 236
Karakaya, M.....	230	Katz, S. F.....	72	Ken, Y.....	124	Kim, D.....	122, 140, 142, 151, 159, 169, 174, 175, 204, 211, 213, 220, 236
Karamanolis, D. G.....	179	Kaufman, D.....	219	Kendrick, M. L.....	168	Kim, D. G.....	122, 142
Karamanolis, G.....	179, 222	Kaufmann, B.....	209	Kenjiro, S.....	158, 185	Kim, D. H.....	193
Karaoui, W. R.....	229	Kaukinen, K.....	80, 90, 108, 151-152	Kennedy, J.....	143, 172	Kim, D. J.....	130, 234
Karasawa, Y.....	65, 74, 127, 217	Kauma, H.....	201, 206	Kennedy, M.....	227	Kim, D.-H.....	122
Karasulu, E.....	113, 147	Kaur, P.....	181	Kenshil, S.....	218	Kim, E. B.....	188
Karatzas, P.....	179	Kautiainen, H.....	58	Ken, Y.....	158, 185	Kim, E. R.....	201, 241
Karavolos, M. H.....	164	Kautznerova, D.....	190	Kepil, N.....	161	Kim, E. S.....	142, 151, 159, 169, 175, 211, 213, 220
Karber, M.....	241	Kawabata, K.....	210	Kepuladze, O.....	199	Kim, E. Y.....	201, 241
Karciauskaitė, D.....	206	Kawachi, H.....	236	Kermeen, M.....	72	Kim, E.-K.....	122
Kariv, R.....	184	Kawachi, K.....	230	Kersten, E.....	132	Kim, G. H.....	149, 193, 237
Karlsen, L.....	180, 277	Kawada, A.....	215	Kesäniemi, Y. A.....	201, 206	Kim, G. U.....	140
Karlsen, T. H.....	40	Kawada, N.....	164	Keshav, S.....	188, 286.	Kim, H.....	106, 122, 136, 140, 142, 149, 150, 154, 159, 162, 168, 170, 175, 176, 184, 193, 204, 211, 213, 220, 227, 236, 238
Karmiris, K.....	178	Kawaguchi, Y.....	170, 212, 218	Kessels, A.....	131	Kim, H. G.....	123, 130
Karnel, F.....	119, 163	Kawahara, Y.....	58, 169	Kessler-Icekson, G.....	193	Kim, H. J.....	210, 212
Karner, J.....	119, 163	Kawai, D.....	166,237	Keum, B.....	142, 151, 159, 169, 175, 204, 211, 213, 220	Kim, H. K.....	123, 173, 184, 192, 218, 237
Karstensen, J. G.....	104	Kawai, K.....	116, 142, 220	Kevalaite, G.....	194	Kim, H. S.....	188, 202, 233
Kartal, A. Ç.....	201, 230, 241	Kawai, T.....	150	Kevans, D.....	93, 195	Kim, H. W.....	130, 212
Karunanithi, V.....	148	Kawakami, Y.....	218	Khalid, Javaria M.....	47, 135, 139, 181, 225	Kim, H.-K.....	86
Kasamatsu, S.....	214	Kawakubo, H.....	117, 145, 192, 215, 230	Khalid, J. M.....	138-139, 182	Kim, H.-S.....	123, 130
Kaser, A.	52, 66, 68, 88, 93, 95	Kawamoto, H.....	101	Khalifa, A.....	225	Kim, H.-Y.....	202, 233
Kashida, H.....	106, 115, 125, 128	Kawamura, E.....	78, 164	Khamaysi, I.....	94	Kim, I. H.....	122, 142
Kashin, S.....	173, 193	Kawamura, M.....	237	Khan, I.....	130	Kim, J.....	122, 123, 130, 50, 174, 176, 192, 199, 210, 212, 213, 217, 234
Kashiwagi, H.....	139, 224	Kawamura, S.....	65, 74, 127, 217	Khanna, M.....	165	Kim, J. C.....	186
Kashiwagi, K.....	140	Kawamura, T.....	157, 167	Khannoussi, W.....	136, 180, 224	Kim, J. H.....	131, 150, 168, 184
Kashyap, P. C.....	152	Kawanaka, M.....	101	Kharchenko, O.....	145	Kim, J. J.....	192
Kasim, A.....	186	Kawano, H.....	106	Kharrase, G.....	224	Kim, J. S.....	127, 139, 169, 186, 201, 210, 212, 236, 238, 241
Kasper, S. H.....	50, 100	Kawano, N.....	129, 142, 231	Kharrasse, G.....	136, 180		
Kasprowicz, F.....	132	Kawano, S.....	58	Khatab, M.....	51, 71, 87, 101, 161, 170, 174, 190, 211, 219, 234		
Kasturiratne, A.....	201, 206	Kawasaki, K.....	115, 125	Khater, S.....	128		
Kasugai, K.....	129, 238	Kawasaki, Y.....	150	Khayyal, M. T. T.....	222		
Katada, C.....	125.	Kawata, N.....	117, 140, 149, 150, 158, 186	Khomeriki, S.....	225		
Katagiri, A.....	55, 79, 84, 129, 141, 158, 185, 186, 216, 217, 231	Kawata, Y.....	51, 59, 65	Khomiak, I.....	221		
Katano, T.....	58	Kawaura, K.....	191	Khusnutdinova, D.....	117, 150		
Kataoka, H.....	58	Kayal, M.....	98	Kiassov, A.....	123		
Kataoka, J.....	166, 237	Kazanov, D.....	50, 197, 203, 212, 231, 240	Kida, M.....	96, 219		
Kataoka, S.....	129, 150, 217	Kazemi, A.....	239				
Kataoka, Sh.....	150	Kazemi-Shirazi, L.....	117, 152				
Kataoka, Y.....	185						

Kim, J. Y.	142	Kirnake, V.	158, 163	Kocot, B.	106	Kono, Y.	58
Kim, J.-A.	214	Kirsners, A.	151	Kodama, Y.	157, 167	Konopka, L.	143
Kim, J.-O.	79, 201, 241	Kirthi, S.	138	Kodashima, S.	115, 125, 172	Konoplyannikov, A.	181, 226
Kim, K.	123, 148, 173, 184, 188, 192, 218, 237	Kishi, H. S.	240	Kodetova, D.	117, 14, 8	Konstantinov, S.	228
Kim, K. B.	188	Kishida, Y.	140	Kodisinghe, S. K.	201, 206	Kontos, G.	165
Kim, K. D.	140, 236	Kishihara, T.	128, 221	Koecke, J.	138	Kontula, K.	51
Kim, K. J.	123, 174, 176	Kita, R.	88	Koekoek, B.	141	Koo, H.	121
Kim, K. O.	150, 217	Kitagawa, T.	195	Koens, L.	158, 185	Koo, J. S.	233
Kim, K.-H.	123, 130	Kitagawa, Y.	114, 125, 149, 169, 192, 215	Kofod Vinding, K.	77	Koo, J.-S.	174, 201, 241
Kim, K.-J.	123, 140	Kitakata, H.	59	Koga, F.	218	Koo, S.	233
Kim, K. O.	214	Kitano, M.	63, 98, 123, 174, 219	Kogure, H.	122	Kooby, D. A.	168
Kim, M. A.	214	Kitano, Y.	60, 88	Koh, D. H.	122	Kopacova, M.	189
Kim, M. H.	176	Kiudelis, G.	134, 158, 162	Koh, K. C.	121	Kopchak, K.	221
Kim, M.-H.	175, 210, 211, 218	Kiyasov, A. P.	118	Koh, S.-J.	201, 241	Kopchak, V.	221
Kim, N.	47, 123, 130, 161, 172, 189, 192, 193, 217, 237	Kiyomatsu, T.	116, 142, 220	Kohlmann, T.	132	Kopke Tulio, M. A.	164, 165, 218
Kim, S.	93, 106, 122, 127, 139, 142, 149, 151, 169, 170, 184, 186, 188, 197, 201, 202, 204, 211, 213, 220, 233, 236, 238, 241	Kiyota, R.	232	Kohn, A.	132	Kopperud, G. S.	116, 137
Kim, S. B.	122, 142	Kizer, J. S.	98	Kohno, H.	49, 103, 186	Kopylov, U.	181
Kim, S. E.	150, 184	Kjeldsen, J.	182	Kohrami, S.	229	Kordek, R.	141, 160, 177
Kim, S. G.	127	Klag, T.	241	Koike, K.	102, 122, 132, 172	Koroglu, E.	161, 178
Kim, S. H.	122, 140, 142, 154, 159, 162, 169, 175, 204, 211, 213, 220, 236, 238	Klanac, A.	167, 211	Koike, T.	115, 125	Korolczuk, A.	124
Kim, S. K.	148, 188	Klang, E.	180	Koivurova, O.-P.	201, 206	Kosaka, T.	59
Kim, S. S.	184	Kleger, A.	60, 86, 94, 97	Koizumi, A.	52, 167, 170	Kosiol, N.	233
Kim, S. W.	122, 142, 184	Klein, A.	49	Koizumi, K.	74	Koslovsky, B.	182
Kim, S. Y.	150, 174, 233	Kleine, E.	70	Koizumi, W.	96, 219	Kostovcik, M.	134
Kim, S.-E.	201, 241	Kleinschmidt, K.	121	Kojalo, I.	186, 237	Kostrzewa, K.	208
Kim, S.-H.	197	Klemm, W.	183	Kojalo, U.	186	Kostuk, O.	145
Kim, S.-J.	49, 195, 198	Klenter, S.	172	Kojic, D.	224	Kot, M.	94, 211
Kim, T.	59, 106	Klepko, W.	117, 152	Kojima, K.	65, 74, 217	Kotake, S.	170
Kim, T. I.	136, 227	Klimesova, K.	134	Kojima, Ko.	115, 125, 215	Kotsafti, A.	191
Kim, T. N.	123, 130, 217	Kliminski, V.	193	Kojima, M.	169	Koukias, N.	53
Kim, T. W.	193	Klompaker, S.	160, 176	Kojima, T.	169	Koukofki, A.	120
Kim, W. H.	136, 227	Klonis, A.	184	Kojima, Y.	222	Koukouratos, T.	179
Kim, Y. J.	122, 150, 199, 213, 217	Klopocka, M.	61	Kok, N.	122	Koulouzidis, A.	174, 223
Kim, Y. W.	159, 176	Kmiotek, J.	162	Kolar, M.	70, 182-183, 226, 227	Koumoutsos, I.	138, 168, 192, 235
Kim, Y.-T.	122	Knapp-Drzikova, B.	241	Kolesar, L.	202, 206	Koundouros, N.	72
Kimura, A.	156, 164	Knight, R.	181	Koletzko, B.	90	Kouno, H.	49, 103, 114, 122, 186
Kimura, E.	149, 195	Knight, S. C.	105	Koletzko, S.	75, 108, 201	Kourikou, A.	120, 165
Kimura, H.	135	Knittel, T.	62, 204, 224	Kolkman, J. J.	141, 161, 179	Kouyama, Y.	79, 141, 158, 185, 186, 217, 231
Kimura, M.	180	Knowles, C. H.	75, 87, 186	Koller, T.	136, 160, 179	Kovacheva-Slavova, M.	114, 123, 124
Kimura, T.	88, 216	Knudsen, M. D.	78	Kollerova, J.	136	Kovacs, G.	136
Kimura, Y.	158, 185-186	Knyazev, O.	181, 225, 226	Koloski, N.	135	Kovacs, T. O.	115, 125, 215
Kinami, S.	59	Ko, B. M.	79, 192, 237	Koloski, N. A. A.	143, 231	Kovacs, V.	99
Kinoshita, S.	205, 231, 232	Ko, W. J.	148, 192	Komeda, Y.	128	Kovács, Á.	222
Kinross, J.	72, 228	Kobatake, T.	121	Komekado, H.	88, 216	Kovács, I.	137
Kipcak, S.	113, 147	Kobayashi, A.	177	Komori, H.	150, 170, 190, 237	Kovarsky, B.	117, 150
Kira, M.	195	Kobayashi, H.	115, 125, 23	Komura, T.	212	Kovatchki, D.	93
Kirazli, T.	235	Kobayashi, K.	115, 125, 176, 212	Kondo, H.	52, 124	Kowalski, J.	62, 204, 224
Kirchgesner, J.	47, 56, 77	Kobayashi, N.	106, 170	Kondo, M.	65	Kowazaki, Y.	115, 125, 127, 215
Kirilenko, N. P.	191	Kobayashi, R.	59	Kondo, S.	65	Kozbial, K.	78, 208
		Kobayashi-Uchida, S.	78	Kondo, Y.	129	Kozicka, J.	114, 123
		Kobiela, J.	106, 127	Kondrackiene, J.	158, 162	Kozlov, I. G.	145
		Koblava, K.	183	Konecny, S.	191, 236	Kozuka, R.	78, 164
		Kobyliak, N.	152	Konikoff, F.	210, 213	Kozumi, K.	149, 195
		Koch, A. D.	38, 236	Konishi, H.	125, 170	Kraft, K.	234
		Koch, S.	176	Konishi, T.	230	Kraja, B.	191
		Kochhar, R.	63	Kono, M.	128		
		Kocollari, A.	191	Kono, S.	237		

Krajciova, J.	117, 148, 190, 214, 236	Kudo, T.	55, 79, 84, 129, 141, 158, 185, 186, 216, 217	Kuvaev, R.	173, 248	Lakatos, L.	51, 70, 77, 83, 90, 134, 136, 137, 182, 204, 222, 227
Krajcovicova, A.	136, 160, 179	Kudo, Y.	132	Kuwabara, H.	236	Lakatos, P. L.	51, 70, 77, 83, 90, 107, 134, 136, 137, 182, 204, 227
Krajewska, U.	141	Kuehbacher, T.	61	Kuwai, T.	49, 74, 103, 114, 122, 186	Laktakia, S.	51
Krak, N. C.	98	Kuehni, C.	190	Kuwashiro, T.	218	Lakner, L.	70
Kralj, D.	146, 188, 233	Kuetting, F.	173	Kuzma, M.	136	Lalor, P. F.	178
Kranidioti, H.	165	Kuhlmann, L.	167	Kvaloy, J. T.	180, 226	Lam, C.	186
Krarup, A. L.	191, 235	Kühn, J. P.	132	Kverka, M.	134	Lam, C. C. H.	213
Krastev, R.	147	Kuhns, S.	181	Kvetina, J.	189	Lam, F. Y.	140
Kraszewska, E.	127	Kui, B.	123	Kwak, M. S.	186	Lam, T.	219
Kraus, M.	120	Kuiper, J.	93	Kwak, M.-O.	186	Lamanda, R.	203, 213-214
Kraus, S.	50, 240	Kuipers, E. J.	8, 46, 59, 73, 77, 82, 89, 106, 140, 161, 171, 197, 228, 230	Kwek, A. B. E.	173	Lamas, B.	57
Krauth, C.	165	Kujundzic, M.	141, 156, 165, 209	Kwecien, S.	189	Lamas-Díaz, M. J.	136
Krawczyk, M.	208, 210	Kulkarni, A.	167, 214	Kwon, D.-H.	140	Lambeth, L.	113, 143
Kraynova, E.	173	Kullak-Ublick, G. A.	134	Kwon, O. K.	197	Lambregts, D. M.	63, 87, 88, 91, 131, 132
Kreis, G.	46	Kullavanijaya, P.	187	Kwon, T.	201, 241	Lammert, F.	158, 162, 199, 210
Kreisel, W.	66	Küllmer, A.	125	Kwon, Y. H.	150	Lammertyn, J.	223
Kremer, C.	158, 162	Kumar, A.	158, 163	Kyaw, M.	219	Lamonaca, L.	202, 229
Krenacs, T.	52	Kumar, R.	207	Kypraios, D.	101	Lampasona, V.	116, 145
Krenz, D.	184	Kumar, S.	81	Kyriakopoulou, M.	154	Lanas, A.	185, 230
Kressel, J.	155	Kumar, U.	122			Lancaster, P.	61
Kreuser, N.	233	Kumbhari, V.	51, 71, 87, 101, 161, 170, 174, 190, 211, 219	L		Landi, R.	71, 94, 213, 220
Kriegshäuser, G.	196			L, V.	207	Landi, S.	192, 205, 237
Kriel, H.	172	Kume, K.	228	La Cognata, C.	151	Landman, C.	77
Krike, P.	145, 151	Kumei, S.	228	La Russa, T.	238, 239	Landon, M.	127
Krishnadath, K. K.	80	Kundratova, E.	140	La Selva, D.	223	Lang, S.	178, 221
Krishnaveni, J.	207	Kuninty, P.	60	Labalette, M.	225	Lang, Y.	61, 116, 137
Kristo, N.	167	Kunst, C.	162, 209	Labardi, M.	215	Langbein, C.	181
Kristof, T.	70, 137, 222	Kuntz-Huon, J.	216	Labedz-Maslowska, A.	211	Lange, E.	145, 241
Krizsán, M.	204, 223	Kuo, C.-J.	150	Labenz, G.	53	Langella, P.	57
Krmac, H.	66	Kupcinskas, J.	145, 151, 158, 162, 194, 202, 211	Labenz, J.	38, 53, 79, 97	Langholz, E.	134
Kroener, P. T.	122, 129, 173	Kupcinskas, L.	145, 151, 158, 162, 194	Laberenne, J.-E.	89	Langhorst, J.	135, 138
Kroner, P.	74	Kupka, T.	240	Labianca, O.	218	Langlois, L.	178
Kroupa, R.	191, 231, 236	Kuppen, P. J. K.	60	Labrador, E.	124	Langner, C.	63, 75, 90, 96, 151, 194, 238
Krug, S.	168	Kuraoka, K.	168	Lachance, J.-R.	186	Lankarani, K. B.	165
Kruis, W.	43, 109, 143, 225	Kurien, M.	152, 205, 239	Lacima, G.	113, 143	Lannes, A.	128
Kruk, B.	208	Kurihara, D.	129, 142, 231	Lacognata, C.	142	Lansdorp-Vogelaar, I.	73, 74, 77, 140, 216, 230
Krumina, A.	57, 134	Kurihara, M.	193	Ladas, S. D.	179, 205, 234	Lanska, V.	202, 206
Krumkova, T.	179	Kuriyama, T.	224	Ladefoged, K.	77	Lantinga, M. A.	65
Kryukova, T.	173, 193	Kurokawa, K.	65	Ladelund, S.	211	Lantto, E.	130, 174
Krzeczewski, B.	127	Kuroki, K.	193	Lage, J.	126, 184	Lapalus, M.	216
Kubicka, S.	87, 103	Kurosaki, S.	65, 127, 217	Lage, P.	157, 171, 172, 185, 198, 217, 229, 230	Larabi, A.	93
Ku, J.	85	Kurotaki, H.	88	Lagergren, J.	65	Laredo, V.	70
Kubis, E.	177	Kurppa, K.	151-152	Lagergren, P.	161, 191	Larghi, A.	50, 130, 174
Kubo, A.	168	Kurti, Z.	70, 137, 182	Laghi, A.	47	Lariño-Noia, J.	131, 159, 174, 203, 211
Kubo, H.	124, 170	Kurtz, C. B.	92, 98	Lago, P.	136, 223, 227	Lasch, K.	181
Kubo, M.	70	Kurzepa, J.	114, 123-124	Laharie, D.	73	Lashen, S. A.	242
Kubosawa, Y.	205, 231-232	Kusaka, T.	105	Lahat, A.	180	Lashermes, A.	232
Kubota, K.	210	Kusakabe, A.	199, 207	Lahaye, M.	87, 132	Laslop, A.	82
Kuca, K.	189	Kusano, C.	238	Lahmek, P.	137	Lasry, B.	226
Kuchar, J.	231	Kushida, S.	214	Lahner, E.	116, 145	Laszkowska, M.	196, 239
Kucharzik, T.	136	Kusnierz-Cabala, B.	134, 211	Lai, T.-L.	197	Lasztlity, N.	166
Kucinskiene, R.	194	Küttner Magalhães, R.	188	Lai, Y.-H.	146		
Kucuk, M.	93, 146						
Kudo, M.	98, 123, 128						
Kudo, S.	79, 129, 141						
Kudo, S.-E.	55, 84, 106, 141, 157, 158, 171, 185, 186, 216, 217, 230, 231						

Latchford, A.....	106	Lee, H.	47, 49, 81, 121, 122, 124, 142, 159, 161, 172, 176, 188, 189, 192, 193, 195, 198, 202, 210, 211, 218, 233, 237	Lee, Y. J.	130, 193, 201, 241	Levhar, N.....	180
Latella, G.	116, 137, 238	Lee, H. J.	136, 193, 227	Lee, Y. N.	159, 173, 218	Levi, Z.....	153
Laterza, F.....	152, 239	Lee, H. S.....	125, 210	Lee, Y. S.	123, 130	Levine, Y.....	226
Latorre, E.	178	Lee, H.-H.....	139	Leeb, G.	185, 229	Levy, M.....	219
Latorre, P.....	199	Lee, H.-J.....	197, 229	Leeder, P. C.	240	Levy, S.....	240
Latorre, R.....	184	Lee, H.-M.....	87, 240	Leedham, S.	97	Lévy, P.....	82, 159, 167
Lau, J. Y. W.....	63, 219	Lee, H.-S.	151, 159, 169, 204, 213, 220, 230, 270	Leeds, J.....	81, 216	Lewandowska, M.....	177
Lauche, R.....	138	Lee, I. K.....	212	Leemreis, D.....	132, 161, 197	Lewandowska, U.	141
Lauenstein, T.....	135	Lee, I.-S.....	123, 139	Leeuwenburgh, I.	219	Lewis, S.....	185
Laugier, R.....	51	Lee, J.....	59, 63, 106, 123, 130, 136, 150, 193, 201, 210, 212, 227, 241	Lees, C.	42, 68, 116, 282	Ley, D.....	92
Lauri, A.....	203, 213, 214	Lee, J. A.....	59, 106	Lefere, S.....	65	Leyland, H.....	81
Laurikka, P.	152	Lee, J. H.....	121, 192, 202, 233	Leggett, C. L.	79	Li, D.....	100
Laurila, K.	151, 195	Lee, J. K.....	94, 122, 124, 176, 218	Legoux, J. L.....	220	Li, J.....	66, 100, 114, 122, 130, 173
Laurssen, S. B.	103	Lee, J. M.....	142, 151, 159, 169, 175, 204, 211, 213, 220	Legros, R.....	84, 169-170, 236	Li, M.....	119, 204, 207, 212, 221, 232
Lauwers, G. Y.	116, 141	Lee, J. S.....	237	Lehours, P.	194	Li, Q.....	114, 126, 170, 181
Lavie-Richard, M.	57	Lee, J. W.....	122	Lei, W.-Y.....	147, 234	Li, Q.-L.....	59, 71, 170
Lavrínová, E.....	57, 134	Lee, J. Y.....	130, 148	Leibovici-Weissman, Y.	153	Li, R.....	99, 119, 179, 234
Law, G. R.....	58, 160, 179	Lee, J.-C.....	130, 212	Leicester, R.....	37, 41, 44, 50, 102, 158, 203	Li, W. J.....	173
Law, R.....	58, 160, 179, 218	Lee, J.-H.....	197	Leiro, J. M.....	134, 178	Li, X.....	103, 121
Law, W. L.....	140	Lee, J.-Y.....	169	Leise, M.....	218	Li, Y.....	114, 135
Layer, P.	151, 190, 235, 238	Lee, K. H.....	124, 176, 218	Leitao, K.....	180, 227	Liang, J.....	226
Layunta, E.....	100, 178	Lee, K. J.....	123	Leitao, C.....	155, 198, 219	Liang, Q.....	49
Lazar, A.....	183, 208, 225	Lee, K. T.....	168, 176, 218	Lejã, M.....	47, 92, 142, 145, 151, 161, 179, 186, 193, 202, 237	Liang, X.....	58, 158, 162
Lazár, G.....	139	Lee, K.-B.....	122	Leja-Szpak, A.....	211	Libâneo, D.....	59, 215
Lázare Iglesias, H.	131, 174	Lee, M.....	58, 79, 142, 151, 159, 169, 175, 204, 211, 213, 220	Lejnieks, A.	57, 134	Liberal, R.	199, 212, 219
Lazarenko, L. M.	197	Lee, M. S.....	215	Lelli, F.....	139	Libes, M.....	172
Lazaris, V.....	154	Lee, O.-Y.....	188	Lejong, B.....	130, 217	Libier, L.....	181
Lazaro, A.....	66	Lee, S.....	79, 106, 123, 128, 140, 149, 151, 159, 169, 170, 175, 204, 210, 211, 213, 215, 218, 220, 230, 236, 238	Lemaistre, A. I.	98	Licastro, D.....	66
Lazaro, M.....	103	Lee, S. H.....	122, 124	Lemaitre, M.....	47, 56	Lichtenstein, L.	137, 182
Le, N.....	168	Lee, S. K.....	149, 175, 210, 211, 215, 218, 237	Lemieux, C.....	135	Lichtenstein, L.....	135
Le Bourhis, L.....	72, 222	Lee, S. O.....	122, 142	Lemmers, A.....	68, 75, 82, 146	Lidén, A.....	187
le Clercq, C. M. C.....	79	Lee, S. S.....	175, 210, 211, 218	Lennon, A. M.....	97	Lieber, R.....	58, 113, 143
Le Moine, O.....	41, 68, 75, 82, 146	Lee, S. T.....	122, 142, 188	Lenoci, N.....	104	Lieber, R.....	58, 113, 143
Le Nevé, B.....	81, 143, 144, 152, 228	Lee, S. W.....	59, 106, 174, 233	Lenoir, L.....	171	Lied, G. A.....	85, 205, 233
Le-Sidaner, A.	169	Lee, S. Y.....	142, 151, 159, 169, 175, 204, 211, 213, 220	Leong, F.....	222	Liefferinckx, C.....	85
Leblanc, S.....	219	Lee, S.-H.....	188	Leodolter, A.....	97	Liepniece-Karele, I.....	151, 237
Lebre, L.....	164	Lee, S.-J.....	188	Leon, H.....	147	Lière, A.....	171
Lebwohl, B.....	196, 239	Lee, T.....	121, 122, 142, 176, 188, 218	Leonard, M. M.....	239	Lievre, A.....	136
Lecaille, C.	220	Lee, T. H.....	49, 159, 173, 195, 198, 210, 218	Leong, R. W.....	57, 72	Liew, I. Y.....	132
Lecca, G. P.....	182	Lee, T. Y.....	94	Leopoldo, M.....	172	Liggi, M.....	72
Lechat, E.....	137	Lee, T.-C.....	169	Leow, W. Q.....	207	Lightdale, C.....	235
Lechel, A.....	72, 86, 94	Lee, X. Y.....	139	Lepilliez, V.....	215, 236	Liliana, C.....	154
Lechter, J.....	131	Lee, Y. B.....	230	Lerch, M. M.....	41, 48, 68, 132	Liljebo, T.....	46
Leclaire, S.....	175	Lee, Y. C.....	149, 188, 215, 237	Lêrias, C.....	119, 151, 189	Lillemoe, K. D.....	177
Lecomte, T.....	220	Lee, Y. N.....	159, 173, 218	Leroith, D.....	191	Liluashvili, K.....	144
Leducq, V.....	57	Lee, Y. S.....	123, 130, 174	Leshno, A.....	240	Lim, A.....	186
Lee, B. E.....	149, 193, 237	Lee, E.....	138, 149, 193, 237	Leshno, M.....	158, 166, 204, 217	Lim, C.....	170
Lee, B. J.....	59, 106, 210, 212	Lee, E. S.....	140, 238	Lesina, M.....	60	Lim, C.-H.....	220
Lee, B. S.....	123, 140, 236, 238	Lee, E. S.....	140, 238	Leskova, Z.....	136, 160, 179	Lim, D. N. F. N. F.....	79
Lee, B.-I.....	93, 139, 186	Lee, E. S.....	140, 238	Lestelle, V.....	71, 127	Lim, J. H.....	127, 201, 241
Lee, C.....	53, 149, 188, 201, 215, 237, 241	Lee, E. S.....	140, 238	Lestelle, V.....	71, 127	Lim, K. H.....	207, 230
Lee, C. H.....	81	Lee, E. S.....	140, 238	Leshyk, R.....	70	Lim, L.....	150, 238
Lee, D. H.....	47, 161, 172, 188, 189, 192, 193, 211, 237	Lee, E. S.....	140, 238	Letamendi, G.....	119	Lim, M.....	241
Lee, D. W.....	123, 130, 174	Lee, E. S.....	140, 238	Leung, F. W.....	72	Lim, S.....	144
Lee, E.....	138, 149, 193, 237	Lee, E. S.....	140, 238	Leung, J.....	190	Lim, T. Y.....	181
Lee, E. S.....	140, 238	Lee, E. S.....	140, 238	Leung, W. K.....	140	Limdi, J. K.....	183, 225
		Lee, E. S.....	140, 238	Leurs, I.....	105	Limsrivilai, J.....	187
		Lee, E. S.....	140, 238	Levchenko, O.....	225	Lin, C. Y.....	150
		Lee, E. S.....	140, 238			Lin, E.....	57
		Lee, E. S.....	140, 238			Lin, H.-C.....	146

Maeda, A.	177	Malek, N.	241	Marabotto, E.	58, 147, 190, 194	Martelius, T.	80
Maeda, H.	210	Malek, N. P.	49, 66	Marasco, G.	121, 153	Martella, B.	176
Maeda, K.	150	Malek-Hosseini, S. A.	163, 164, 201, 206	Marasco, R.	238, 239	Marti Romero, L.	138
Maeda, S.	212	Maleki, I.	239	Marcón, B.	70	Martin, C.	98, 144
Maeda, Y.	55, 129, 215	Malekzadeh, R.	212	Marchart, K.	164	Martin, D.	53
Maehata, T.	114, 125, 129, 148, 214	Maléth, J.	94, 123	Marchegiani, G.	175, 177, 203, 212	Martin, J.	134
Maes, T.	65	Malezieux, R.	216	Marchesi, J.	72, 228	Martin, N.	135
Maeshima, S.	74, 127, 217	Malferteiner, P.	38, 80, 82, 89, 105, 151, 161, 192, 194, 209, 236, 238, 284	Marchesi, J. C. D.	197	Martin, R. C.	98
Maeshiro, K.	168	Maliar, A.	104	Marchi, S.	58, 97, 147, 187, 190	Martin, S.	73
Maetani, I.	74	Malickova, K.	70, 182, 226, 227	Marciani, L.	186	Martín Arranz, M. D.	139, 181, 225
Maev, I.	117, 147, 193	Malik, H.	200	Marcos, P.	162, 207	Martin-Arrayz, M.	56, 138
Magalhães, J.	63, 131, 164, 199	Malik, S.	141, 185	Marcos-Pinto, R.	188, 215	Martin-Lorente, J. L.	97
Maggino, L.	177	Malini, A.	123	Marcovici, T.	153	Martín-Rodríguez, D.	138
Magierowska, K.	116, 133, 189	Malinverno, F.	130	Mare, R. G.	88, 117, 120, 156, 163, 165, 208	Martinato, M.	228
Magierowski, M.	116, 133, 189	Malitezis, G.	205, 225	Marginean, C.	153	Martinek, J.	117, 148, 190, 210, 214, 233, 236
Magina, S.	180	Malko, M.	230	Marginean, C. O.	153	Martinez, F. A.	101
Magnusson, M. K.	221	Mallant-Hent, R. C.	73	Marginean, M. O.	153	Martinez, S.	229
Magris, R.	142	Malleo, G.	173, 175, 177, 203, 212	Marginean, O.	153	Martinez Alcalá, A.	101
Magro, F.	77, 134, 136, 180, 223	Malmström, G. H.	224	Marginean, W.	99	Martínez Fernández, P.	97
Magzenik, S.	172	Malyukova, J.	117, 148	Mariette, C.	81	Martínez López, M.	134
Mahadeva, S.	91, 260	Malyshev, I.	117, 147	Marignani, M.	164	Martínez Medina, M.	134
Mahadiq, M.	167, 169, 210, 214	Mana, F.	80, 182, 205, 235	Marin, A. C.	178, 182	Martínez Moneo, E.	125
Mahadiq, M. R.	115, 125	Mancebo Gimenez, A.	178	Marin, I.	138, 234	Martínez Moneo, M. P.	56
Maharshak, N.	139, 182, 197, 222	Mancini, G.	234	Marin, V.	161-162, 166	Martínez Turnes, A.	157, 171
Maheshwari, P.	175	Mandelli, G.	104	Marín, E.	124	Martínez-Alcalá, A. G.	126
Mahindra, P.	235, 236	Mandolesi, D.	210, 234	Marín Pedrosa, S.	179	Martínez-Alcalá, Á.	121, 129, 173, 240
Mahiou, H.	224	Mandorfer, M.	78, 119, 163	Marinaki, A.	138	Martinez-Alcala García, F.	101
Mahmood, T.	145, 166, 169	Maneix, L.	232	Marinho, R. T.	114, 120, 165, 242	Martinez-Ares, D.	157, 171
Maia, L.	188, 227	Manes, G.	157, 171, 216, 218, 248	Mariniello, A.	174	Martinez-Bauer, E.	157
Maida, M.	139, 187, 227	Manfredi, R.	173	Marino, M.	157, 167	Martínez-Cara, J. G.	99, 189
Maier, H.	72	Manfredi, S.	220	Marinopoulos, G.	179, 190	Martinez-Chantar, M. L.	209
Maier, R.	186	Manfrini, R.	128	Mario, B.	144	Martinez-Indart, L.	157, 171
Maiero, S.	142	Mangia, A.	42, 78	Marker, D.	224	Martínez-Indart, L.	129
Maieron, A.	218	Mangiafico, S.	203, 213, 214	Marks, L.	205, 239	Martínez-Martínez, L.	134, 178
Maillard, M. H.	94, 136	Mangiola, F.	138	Markus, T.	85	Martínez-Medina, M.	74, 112, 133-134, 178
Mainenti, P. P.	77, 90, 224	Manguso, F.	183	Marlitz, W. M.	177	Martínez-Moneo, E.	124-125
Maione, F.	90	Manini, M.	130	Marmo, C.	203, 213, 214	Martínez-Pallí, G.	151
Maione, S.	64	Mannami, T.	115, 125	Marmo, R.	203, 213-214, 216	Martini, A.	104
Maire, F.	98	Manning, J.	129	Marmon, T.	121, 163, 166	Martino, G.	204, 223
Mairiang, P.	187	Manno, M.	203, 213, 214	Maroto Arce, N.	138	Martino, M.	174
Maisonneuve, P.	168	Manns, M.	5, 38, 43, 46, 49, 54, 66, 83, 165	Marotte, H.	70	Martino, L.	224
Majcher, B.	128	Manolopoulos, S.	120, 165	Marques, I.	142, 157, 171, 172	Martins, A.	119, 207
Majek, O.	140, 236	Mañosa Ciria, M.	56, 180	Marques, M.	175, 196, 219	Martins, C.	114, 119, 155, 157, 164, 171, 172, 189, 206, 242
Majima, A.	125, 170	Mansfield, S.	142	Marques, S.	127, 154, 162, 164, 218	Martins, D.	119, 126, 154, 155, 198, 199, 207, 242
Majumdar, D.	134	Mansour, A.	120	Marques da Costa, P.	103, 163, 165, 179, 194, 198, 242	Martinucci, I.	58, 97, 115, 132, 147, 187, 190
Makanyanga, J.	179	Mansour, D.	81	Márquez Mosquera, L.	56	Marukawa, T.	210
Maki, M.	151, 195	Manteí, A.	153	Marra, F.	209	Maruo, T.	88, 192, 216
Makin, A.	123	Mantoan, S.	132-133	Marra-Lopez, C.	124	Maruoka, D.	214
Makino, I.	117, 147	Mantzaris, G.	56, 88, 179, 196	Marren, A.	61, 160, 180, 226	Marusawa, H.	164
Makino, K.	140	Manyé, J.	221	Marsal, S.	221	Maruyama, N.	106
Makino, Y.	60	Manzano, R.	103	Marseglia, G.	59	Marya, N.	219
Makins, R.	143	Manzhalií, E. G.	162-163	Marshall, C.	219	Mario, L.	97
Makita, H.	238	Mão De Ferro, S.	157, 171, 172	Marsot, J.	216	Masahiro Hattori, M.	238
Malachias, A.	101	Mão Ferro, S.	133	Marteau, P.	175, 219, 222		
Malagelada, C.	187						
Malagelada, J. R.	187						
Malamut, G.	128						
Malaooui, L.	224						
Malats, N.	76						

Masaki, T.....	176, 206, 212
Masamune, A.....	157, 167
Masaru Shinozaki, M.....	135
Mascarenhas, L.....	193
Maschke, S.....	156, 164
Masclee, A. A.....	73, 85, 128
Masclee, A. A. M.....	79
Masding, A.....	195
Maselli, M. A.....	64
Maselli, R.....	71, 142, 175, 234
Masetti, R.....	121
Mashari, S.....	138
Mashimo, Y.....	121
Masiques-Mas, M. L.....	97
Maslova, G.....	238
Mason, J.....	186
Masoodi, M.....	239
Masoudi, S.....	212
Massani, M.....	221
Massey, D. C. O.....	87
Massier, S.....	134, 221
Massignani, M.....	177
Massinha, P.....	183
Massironi, S.....	145, 152, 240
Masson, E.....	159, 167
Mastromarino, P.....	144
Massucci, L.....	81, 134, 228, 229
Masuda, A.....	98
Masutti, F.....	66
Masuy, I.....	161, 197
Matalanos, P.....	128, 172
Matalon, S.....	104, 204, 217, 222
Matcovschi, S.....	163
Mateo, C.....	219
Materacki, L. B.....	143, 172
Materna, A.....	85
Mathieu, N.....	60
Mathijssen, R. H. J.....	106
Mathot, R.....	89
Mathou, N.....	161, 195
Mathurin, P.....	39
Matono, S.....	148, 176, 236
Matouk, K.....	186
Matovic, V.....	163, 207
Matsubara, N.....	230
Matsubara, S.....	122
Matsubara, T.....	231
Matsubayashi, H.....	51, 117, 140, 149, 150, 158, 186
Matsuda, A.....	115, 125
Matsuda, M.....	59, 65
Matsuda, S.....	169
Matsuda, T.....	106, 157, 171
Matsudaira, S.....	79, 141, 158, 185, 186, 217
Matsueda, K.....	140
Matsui, D.....	117, 147
Matsui, F.....	204, 215
Matsui, H.....	99
Matsui, S.....	128
Matsui, T.....	51
Matsukawa, M.....	115, 125
Matsumato, H.....	189
Matsumi, A.....	237
Matsumoto, A.....	207
Matsumoto, K.....	52, 150, 170, 189, 190, 217, 221, 234, 237
Matsumoto, S.....	149
Matsumura, T.....	214, 237
Matsumura, Y.....	195
Matsunaka, T.....	168
Matsunami, Y.....	124, 159, 175
Matsuo, Y.....	216, 229
Matsuoka, J.....	115, 125, 127, 215
Matsuoka, K.....	180
Matsuoka, M.....	131, 240
Matsuoka, T.....	170, 234
Matsushima, K.....	136
Matsushita, H.-O.....	107
Matsushita, M.....	150
Matsuura, B.....	197
Matsuura, N.....	126, 127, 149, 204, 215
Matsuura, S.....	117, 145
Matsuyama, M.....	122
Matsuzaki, J.....	117, 152
Matsuzawa, T.....	74
Mattarelli, P.....	228
Mattheakis, L.....	116, 137, 177
Mattia, A.....	116, 141
Matuguma, S. E.....	50
Matuzaki, I.....	210
Matysiak Budnik, T.....	38, 57, 186, 192
Matzel, K.....	109
Maul, J.....	181, 224
Maunoury, V.....	181
Maura, D.....	57
Maurano, A.....	130, 218
Mauro, A.....	146, 147, 194, 233
Mavlikeev, M. O.....	118
Mawdsley, J.....	136
May, A.....	48, 90, 102, 107, 113
Mayat, E.....	192
Maydeo, A.....	63
Mayer, E. A.....	232
Mayerle, J.....	41, 48, 60, 86, 97, 108, 132
Mazan, A.....	153
Mazur-Bialy, A.....	116, 133
Mazza, F.....	142, 234
Mazzaferro, V.....	130
Mazzawi, T.....	195, 205, 233
Mazzella, G.....	121, 210
McBride, H.....	181
McCann, C. J.....	46
McCartney, S.....	160, 183
McColl, K.....	52
McCooy, K.....	99
McDonald, C.....	72
McDonald, J.....	228
McFall, H.....	186
McFarlane, A.....	105
McKay, C.....	168
McKay, C. J.....	114, 123
McKenzie, J.....	72
McLain-Smith, S.....	144
McLaughlin, J.....	80, 144
McLaughlin, S.....	225
McLeod, D.....	115, 127
McMahon, B. P.....	189
McNamara, D.....	138, 139, 152, 175, 179, 194, 196, 226
McNaughton, D.....	190
McNicholl, A. G.....	52, 89, 194
McNulty, D.....	117, 145
McPhail, M.....	43
Meadows, J.....	72
Mearin Manrique, F.....	61, 74, 82
Mecklin, J.-P.....	106
Medcalf, L.....	136, 138, 179
Medhat, E.....	88
Meenan, J.....	168, 192
Meggio, A.....	128
Megraud, F.....	52, 89, 194
Meier, B.....	125
Meijer, C. H.....	180
Meijer, G. A.....	78, 79
Meijer, J. W. R.....	178
Meijer, S. L.....	79, 80
Meinhard, M.....	209
Meinhardt, C.....	113, 125, 159, 167
Meining, A.....	38, 39, 48, 54, 63, 86
Meireles, L. C.....	194
Meisner, S.....	74, 248
Meistere, I.....	145
Mel, R.....	172
Melby, K.....	205, 238
Meleine, M.....	178, 232
Melhem, A.....	204, 217
Melhem, H.....	92, 134, 178
Melideo, D.....	238
Melit, L.....	153
Meluzinova, E.....	190, 193
Mendarte, U.....	119
Mendes, M.....	154
Mendes, S.....	174, 183, 218, 226
Mendez, J.....	207
Mendez-Bocanegra, A.....	173, 218
Mendlovic, S.....	153
Mendolaro, M.....	202, 232
Mendoza, J.....	157, 171
Meng, W.....	121
Mengual, E.....	150
Mensink, P. B.....	161
Menys, A.....	179
Mercer-Jones, M.....	186
Merfort, I.....	66
Merga, Y.....	184
Merighi, A.....	130, 203, 213, 215
Merino Rodríguez, E.....	134
Merlin, D.....	185
Merolla, R.....	183
Mesenas, S. J.....	133
Mesonero, F.....	138
Mesonero, J. E.....	100, 178
Mesquita, R.....	218
Messina, C.....	120
Messina, O.....	238
Messina, V.....	164
Messmann, H.....	39, 84, 99
Metairie, S.....	186
Metrangolo, S.....	203, 213, 214
Metz-Boutigue, M.-H.....	100
Meucci, G.....	56
Meyenberger, C.....	121
Meyer, T.....	52, 194
Meyer-Gerspach, A. C.....	59, 160, 189
Mezhelyuski, A.....	230
Mezzina, N.....	66
Miaglia, C.....	173
Miah, I.....	148, 233, 235
Miao, L.....	121
Miao, Y.....	232
Miatello, C.....	203, 212
Miccheli, A.....	144
Miceli, E.....	232
Michalopoulos, G.....	222
Michel, M.-L.....	57
Michetti, P.....	69, 100, 136, 285
Michida, T.....	128, 199
Michielan, A.....	228
Michitaka, K.....	125, 170, 207
Michl, P.....	203, 212
Michopoulos, S.....	103
Michou, E.....	42
Micu, L.....	119
Middendorf, J.....	162
Middleton, S. J.....	87
Miehlke, S.....	135, 191
Mierement-Ooms, M. A. C.....	221
Miglioresi, L.....	164
Mihai, C.....	162
Miheller, P.....	70, 137, 180, 222
Mikami, S.....	154
Mikami, T.....	192
Mikhaleva, L.....	192
Miki, K.....	150
Mikocka-Walusz, A.....	143, 188
Mikolasevic, I.....	158, 161, 167, 211
Mikoviny Kajzrlkova, I.....	74, 231
Milani, V.....	127
Milano, A.....	152, 215, 239

Milassin, A.	70, 99, 139, 204, 219, 220, 222, 224, 227	Mitsui, K.	70	Mokrozub, V. V.	197	Moreira, T.	120, 207
Milchem, A.	115, 131	Mitsui, T.	102	Moleda, L.	163	Morello, E.	117, 209
Milletic, D.	184	Mitsunaga, M.	131, 240	Moleiro, J.	133, 157, 171, 173, 185, 229, 230	Moreno-Osset, E.	199
Milic, S.	118, 158, 161, 167, 211	Mitsunaga, Y.	114, 125, 148, 214	Molenaar, I. Q.	98	Moretta, A.	164
Milione, M.	240	Miu, N.	166	Molendijk, I.	221	Morgan, R. D.	168
Milkiewicz, P.	208	Miura, K.	58	Molero, X.	187	Morgenstern, S.	193, 221
Millican, J.	124	Miura, T.	139, 183	Molina Infante, J.	52, 97, 194	Morgner, A.	191
Millastre Bocos, J.	125	Miutescu, B.	163	Molnar, B.	52, 141, 230	Mori, A.	122
Miller, B. H.	183	Miwa, H.	130	Molnar, T.	70, 99, 137, 139, 182, 204, 219, 220, 222, 224, 227	Mori, H.	115, 125, 205, 231, 232
Miller, L. J.	173	Miyabe, K.	124	Molnár, A.	137, 180	Mori, K.	55, 84, 96
Mimori, K.	87	Miyachi, H.	55, 79, 84, 129, 141, 158, 185, 186, 216, 217, 231	Monahan, K.	141, 185	Mori, M.	150
Mimori, N.	149, 193	Miyahara, K.	117, 145	Monast, C.	72, 93	Mori, N.	148, 176, 236
Mimura, T.	214	Miyake, T.	197	Mondal, U.	212	Mori, Y.	55, 58, 79, 84, 129, 141, 149, 158, 185, 186, 216, 217, 230, 231
Min, B.-H.	192	Miyamoto, S.	177	Mongelli, A.	207	Morikawa, H.	164
Min, I. S.	122, 142	Miyamoto, Y.	149, 170, 207	Mongiati, M.	52	Morimoto, H.	173
Min, K.-W.	122	Miyaoka, Y.	115, 125	Mönkemüller, K.	73, 84, 101, 121, 122, 126, 129, 172, 173, 240	Morini, B.	229
Min, M.	118, 169, 212, 214	Miyasako, Y.	49, 103, 114, 122, 186	Monnereau, A.	192	Morini, S.	144
Min, Y. W.	192	Miyashita, T.	117, 147	Montagnese, F.	159, 171, 217	Morino, M.	39, 63, 96, 113, 148, 159, 253, 255, 256
Minaga, K.	98, 123	Miyata, T.	98, 123	Montagnini, A. L.	168	Moris, M.	98
Minami, H.	136	Miyazaki, M.	149, 195	Montalbano, L. M.	203, 213, 214	Morishita, A.	206
Minamino, H.	115, 125	Miyazaki, R.	240	Montale, A.	229	Morita, Y.	125, 217
Minarik, M.	141	Miyoshi, H.	157, 167	Montanaro, L.	230, 231	Moriyama, M.	238
Minarikova, P.	141	Miyoshi, Y.	81	Monteiro, S.	131, 175, 180, 199, 241	Morlion, C.	59
Minashi, K.	125	Mizgulín, V.	192	Monteleone, G.	136	Morohashi, T.	129, 142, 231
Minatsuki, C.	172	Mizokami, Y.	99	Montenegro, A.	187	Moroi, I.	146
Minda, K.	139	Mizrahi, M.	104	Montenegro, L.	196	Morris, D. L.	148
Mine, H.	128	Mizumoto, T.	193	Montenegro, L.	196	Mortensen, N.	140
Mine, T.	212	Mizumoto, Y.	210	Montesarchio, V.	209	Morton, J.	60
Minet-Quinard, R.	160, 177	Mizuno, M.	140	Montgomery, E.	235	Moryoussef, F.	219
Minguez, M.	56, 138, 181	Mizuno, N.	142	Montgomery, E.	235	Moschen, A. R.	64, 86, 91, 107
Minguzzi, M.	112, 133	Mizuno, S.	122	Monti, L.	166	Moschetta, A.	71, 91
Minicucci, L.	153	Mizusawa, J.	125	Montoro, M.	56	Moscovici, M.	209
Ministro, P.	119, 126, 136, 154, 155, 198, 199, 207, 223, 242	Mizushima, T.	99	Montoy, J.-C.	216	Moser, A. J.	160, 176
Mino-Kenudson, M.	177	Mizutani, H.	149, 193	Montrochchio, G.	113, 148	Moser, S.	164, 208
Minoda, Y.	124	Mizutani, H.	132	Montserrat, G.	161, 196	Moshkowitz, M.	104, 115, 131
Mion, F.	60, 71, 146, 233	Mlynarsky, L.	158, 166, 204, 217	Montuori, M.	153	Mosinska, P.	100
Miori, G.	128	Moayeri, B.	205, 238	Moodie, K. L.	220	Mostovoy, Y.	225
Mira, J.	113, 143	Moayyedi, P.	40, 57, 88, 102, 109	Mookerjee, R.	43	Mosztbacher, D.	166
Miranda, A.	135	Mocan, T.	156, 165	Moon, H. S.	140, 169, 201, 236, 238, 241	Mota, M.	202, 229
Mircea, P. A.	118	Mocanu, I.	198, 209	Moon, J. H.	63, 124, 159, 173, 210, 218	Mota-Huertas, T.	97
Miremadi, A.	105	Mocciaro, F.	56, 130, 204, 223	Moons, L. M. G.	114, 126	Motohashi, O.	115, 125
Mirosevic, G.	146	Modesto, M.	228	Moore, A.	79, 136	Motoyama, H.	78, 164
Misawa, M.	55, 79, 84, 129, 141, 158, 185, 186, 216, 217	Modolell, I.	89, 97, 194	Moon, J. S.	188	Moulon, I.	82
Mise, N.	217	Moelker, A.	132, 161, 197	Moon, W.	150, 184	Moum, B.	56, 77
Misra, R.	116, 135, 178	Moeni-Jazani, M.	190	Moons, L. M. G.	114, 126	Mountford, C.	81
Missbichler, A.	200	Moerch, U.	116, 137	Moore, A.	79, 136	Mountzouris, K.	222
Misselwitz, B.	134, 235	Moga, T.	156, 163, 165, 202, 208	Mora-Gutierrez, I.	178	Moura, C. M.	157, 167, 179, 242
Mita, E.	125, 232	Moghadamrad, S.	99	Morais, R.	126, 165, 191, 199, 212	Moura, M.	157, 167, 179, 242
Mitchell, D.	52	Mogoanta, S. S.	230	Morales, R.	229	Moura, R. N.	50
Mitchell, H.	57	Mohamed, F. S.	242	Moran, G. W.	160, 179	Moureau, L.	130
Mitiche, A.	224	Mohammadi, A.	93	Moran, R.	211	Mourif, H.	140
Mitobe, J.	131, 240	Mohammed, H. I.	162	Morea, S.	170	Mousa, N.	88
Mitova, R.	114, 123, 124	Mohammed, N.	72	Moreels, T.	44, 47, 92, 183, 219, 268	Moutinho-Ribeiro, P.	212
Mitrova, K.	182, 226, 227	Mohandas, N.	207	Moreira, M. J.	131, 175, 180, 199	Mross, M.	143
Mitrowski, M.	153	Mohrbacher, R.	225	Moreira, P. C.	193	Mroue, A.	199
		Mokhtare, M.	239			Mroz, A.	72, 126, 199

Mu, F.....	240	Muscatiello, N.	120, 124, 209	Nahon, S.....	137, 226	Nasadyuk, C.	145
Mu, H.....	100	Musialik, J.....	206	Naidoo, A.....	128	Näslin, G.	187, 232
Mucignat-Caretta, C.....	64	Musilek, K.....	189	Naik, S.....	169	Nasr, A. Y.	191
Mücke, M. M.	225	Mussetto, A.....	144	Naitoh, I.....	52, 124	Nasr, I.....	168, 192, 235
Mudter, J.....	201, 241	Mustapic, S.....	156, 165	Naito, Y.....	125, 168, 170	Nasu, A.....	88, 216
Mueck, T.....	196	Musters, G. D.	102, 158, 185	Nakagawa, K.	232	Nasu, J.....	155
Muellem, S.....	123	Musto, D.....	77	Nakagawa, M.	59, 65, 115, 125	Nasu, Y.....	210
Muff, S.....	52	Mustonen, H.	51, 130, 174	Nakagawa, T.....	190	Natarajan, D.....	46
Mühl, S.....	203, 212	Muta, K.....	64	Nakahara, R.....	159, 169	Natsume, M.	52, 124
Mühlberg, H.....	241	Mutignani, M.	130	Nakai, Y.....	122	Naumann, U.....	120
Mukai, K.....	231	Muto, M.....	125, 149	Nakajima, A.	92, 196, 210	Nava, C. D.	124, 168
Mukai, S.....	124, 159, 175	Myasoedov, N. F.....	145	Nakajima, N.....	191	Navaneethan, U.....	63, 129
Mukasa, M.	115, 125	Myojiyo, S.....	231	Nakajima, S.....	231	Navarro, M.....	185
Mulder, M. J. A.	141	Myoujou, S.....	230	Nakajima, T.....	106, 230, 231	Navasa, M.....	173, 218
Müller, J.....	234	Myrelid, P.....	39, 75	Nakamatsu, D.....	149, 195	Nawrocka, A.....	141
Müller, M.	86, 163, 209	Mytton, J.....	73, 181	Nakamura, H.....	55, 106, 129, 173, 216, 231	Nayar, M.....	123
Müller, V. A.	241	Myung, S. J.....	140	Nakamura, J.	71, 101	Nayer, N.....	146
Müller-Schilling, M.....	77, 99			Nakamura, K.....	55, 64, 124, 125	Neagoe, D.....	201, 206
Müllner, K.....	222	N		Nakamura, M.....	124	Neamattallah, M.	88, 207
Muls, V.....	47, 183	Na, G.....	63, 139, 140, 172, 203, 213, 214	Nakamura, R.....	65, 192, 214, 215	Nechaeva, G.....	197
Mumolo, M. G.	187	Nabi, Z.....	51	Nakamura, T.....	65, 94	Nechypurenko, O. O.....	197
Munakata, M.....	88	Nacak, T.....	138	Nakanishi, H.	115, 125	Necozone, S.....	238
Munarini, A.....	112, 133	Nachury, M.	72, 73, 81, 181, 225	Nakano, T.....	125	Neesse, A.....	86, 168
Münch, A.....	109, 135, 178	Nacu, N.....	163	Nakao, K.....	136	Negm, O.....	120
Munck, L. K.	135	Nadal, E.....	130	Nakao, Y.....	240	Nehra, V.....	152
Munekage, K.....	161	Nadano, S.....	192	Nakarai, A.....	73	Neijenhuis, M. K.....	118
Munkholm, P.....	64, 77, 107, 109, 134, 178, 224	Nadesalingham, V.....	172	Nakase, H.....	103	Neilan, L.....	235
Muñoz, M ² C.....	56	Naessens, D.....	137, 227	Nakashima, H.....	150	Neimeth, B.....	166, 202, 211
Muñoz Gonzalez, G.....	125	Nafee, A. M. N. M.....	162	Nakatsu, S.....	229	Neoptolemos, J.....	60, 76, 82, 114, 123
Muñoz Navas, M.....	219	Naftali, T.....	213	Nakayama, H.....	87	Nerad, E.....	132
Muñoz Villafranca, C.....	138	Nagahama, T.....	80, 169	Nakayama, M.....	215	Neri, B.....	116, 135
Munsaka, M.....	47	Nagahara, A.....	150, 170, 190, 234, 237	Nakayama, Y.....	168	Neri, M.....	152, 239
Munteanu, M. A.	118	Nagahori, M.....	180	Nakaya, N.....	59, 65	Neroldova, M.	202, 206
Muragaki, Y.....	170	Nagaishi, T.....	222	Nakayoshi, T.....	239	Nerovnya, A.....	230
Murakami, B.....	96	Nagai, T.....	128, 222	Nakazawa, S.....	210	Neshta, V.....	225
Murakami, D.....	159, 169	Nagano, H.....	231	Nakazawa, T.....	144, 207	Netten, G. P. C. A.....	165
Murakami, K.....	115, 125	Nagano, H.....	231	Nakazuru, S.....	232	Neuberger, J.....	39, 56
Murakami, M.....	96	Naganuma, H.....	237	Nakov, R.....	93	Neufert, C.....	105
Murakami, S.....	96	Nagaoka, I.....	186	Nakov, V.....	93	Neuhaus, H.....	41, 61, 82, 89, 90, 101, 108
Murakami, Y.....	78, 106, 115, 124, 164	Nagar Krishnamurthy, A.	157, 167, 211	Nakstad, B.....	85	Neuhuber, W.....	126
Murao, T.....	189	Nagasaka, M.....	174	Nakura, M.....	117	Neumann, F.....	140
Murata, M.....	149, 195	Nagasaki, F.....	237	Namasivayam, V.....	230	Neumann, H.....	73, 84, 104, 121, 122, 126, 129, 172, 173, 213, 214, 284
Muratori, R.....	210	Nagashima, Y.....	170	Namba, T.....	224	Neumann, S.....	180
Murawska, N.....	112, 133	Nagata, Y.....	240	Nam, B.-H.....	197	Neurath, M. F.	127, 133, 155, 181, 201, 202, 233, 241
Muricy, G.....	139	Nagayama, S.....	212	Nam, H.....	47, 106, 122, 142, 149, 189, 197, 237, 290, 293	Neut, C.....	222
Murillo, R.....	151, 161, 193	Nagel, A.....	200	Nam, J. H.....	47	Nevens, F.....	121, 166
Murono, K.....	116, 142, 220	Nägel, A.....	126, 202, 214, 233	Nam, K.....	218	Neves, A. A.....	80
Murphy, M.....	140	Nagel, D.....	81, 229	Nam, R. H.....	189	Neville, S.....	98
Murphy, R.....	228	Nagörniewicz, B.....	57	Nam, S.....	47, 149, 150	Ng, S. C.....	87
Murray, D.....	142	Nagtegaal, I. D.	50, 63, 65, 77, 87, 106, 141	Nancey, S.....	72, 73, 81, 222	Ng, S. S.....	141
Murray, I. A.....	103	Nagy, F.....	70, 99, 137, 222, 224, 227	Nannen-Ottens, S.....	151	Ng, W.....	57
Murray, J. A.....	152	Nagy, G. A.....	118	Naoki, A.....	158, 185, 331	Ngamruengphong, S.	51, 71, 87, 161, 170, 174, 190, 211, 219
Murthy, K.....	207	Nagy, Z.....	230	Napoléon, B.....	50, 98	Ng Kwet Shing, R.	104, 129, 216
Murzi Pulgar, M. C.....	97, 194	Nagy, Z. B.....	141	Napolitano, G.....	203, 213, 214		
Musala, C.....	159, 167	Nahas, S. C.....	240	Naranjo, D.....	216		
Musaus, J.....	82			Nardi, M. T.....	191		
Muscat, M.....	224			Nardone, O. M.....	77, 90, 224		

Ngo, O.	140, 233, 236	Nishina, T.	192	Nowakowska-Dulawa, E.	183	Ogawa, Y.	217
Ngollo, M.	72, 222	Nishino, K.	96, 101	Nozaki, R.	77	Ogliari, C.	147
Ngu, J. H. J.	103, 133	Nishio, K.	232	Nozawa, H.	116, 142, 220	Ogura, K.	217
Ngu, M.	72	Nishioka, C.	218	Nucci, A.	203, 213, 214	Oh, D.	175, 218
Nguyen, C. C.	173	Nishisaki, H.	115, 125	Nuernberg, D.	249	Oh, D.-W.	210, 211
Nguyen, D.	130, 212	Nishiomi, S.	139	Nuland, K.	91, 239	Oh, H.-J.	220
Nguyen, G. C.	47, 138, 139, 182	Nishi, Y.	94, 124	Numao, H.	88	Oh, K.	52, 88, 99, 102,
Nguyen, H. T. T.	93, 112, 133	Nishiyama, H.	115, 125	Numata, K.	130	136, 142, 149, 174, 180	
Nguyen, N. Q.	63	Nishi, Y.	52	Numata, M.	115, 125	Oh, M.	206
Niaz, S.	63	Nishizaki, M.	237	Nunes, A. C.	180	Oh, M. G.	149
Nicholson, J.	72	Nishizawa, T.	114, 125, 129,	Nunes, C.	180, 241	Oh, K.	142, 149
Nickerson, D.	87	148, 203, 214, 215	Nissen, L.	Nunes, G.	198, 200, 206,	Oh, S. D.	132
Nie, Y.	117, 181	Nissinen, R.	181	227, 242	227, 242	Oh, S. J.	132
Nieber, K.	183, 234	Nitsche, U.	158, 184	Nunes, J.	173, 199	Oh, Y.	132, 188, 189, 216
Niebisch, S.	233	Niubo-Carulla, L.	74	Nuñez, C.	196	Oh, T.-Y.	188
Niedermaier, T.	128	Niv, G.	135	Nuñez, H.	157, 171	Ohara, H.	52, 124, 157, 167
Niedermeier, S.	187	Niv, Y.	89, 135, 137, 193, 235	Nüssler, N.	184	Ohara, Y.	88, 216
Niederseer, D.	185	Niwa, Y.	115, 125, 142	Nuzzo, A.	226	Ohki, T.	74, 127, 217
Nielsen, K. R.	116, 134	Nobili, V.	166	Nwokolo, C.	230	Ohlin, B.	148
Nielsen, O. H.	222	Noble, A.	105	Nyári, T.	227	Öhman, L.	46, 58, 81,
Nieponice, A.	53, 97	Nóbrega, S.	57	Nydegger, A.	184	143, 221, 228	
Nierhoff, D.	173	Nobusawa, S.	144	Nylund, K.	195	Ohmiya, N.	174
Nieto, A.	187	Noda, H.	129, 238	Nyssen, O. P.	52, 89	Ohmiya, T.	170, 234
Nieto, J.	51, 174	Noda, T.	117, 145, 148, 168			Ohning, G. V.	58, 115, 125,
Nieto, L.	94, 159, 176, 203, 211	Nogales Rincon, O.	97, 157, 171			140, 215	
Nietsch, H. H.	217	Noguchi, S.	238			Ohnishi, R.	177
Niezycowski, W.	61, 137	Noguchi, T.	170			Ohnishi, S.	99, 177
Niimi, K.	102, 172	Nogueira, J.	242	O'Brien, M.	203, 215, 236	Ohnita, K.	59, 65, 136
Nikaki, K.	190	Nohara, K.	197	O'Byrne, S.	182	Ohno, Y.	132
Nikeghbalian, S.	163, 164,	Noh, Myung H.	94	O'Connell, N.	116, 137	Ohta, T.	117, 147
201, 206		Noh, S. H.	193, 197	O'Connell, T.	230	Ohtsuka, K.	72, 180
Nikkhah, M.	239	Nøjgaard, C.	158, 167, 269	O'Connor, S. A.	129	Ohtsuka, T.	124
Nikolaus, S.	222	Noman, M.	47, 70, 225	O'Donovan, M.	80, 105	Ohsuru, S.	164
Nikolic, M.	146, 188, 233	Nomura, E.	237	O'Dwyer, O.	196	Ohya, T.	102
Nikolic, V.	163, 207	Nomura, S.	58	O'Keefe, S. J.	87	Oien, K. A.	168
Nilsson, B.	204, 218	Nomura, T.	206	O'Morain, C.	52, 82, 85, 89	Oishi, H.	132
Nilsson, M.	148, 161, 191	Nonaka, S.	170, 192, 213, 236	O'Sullivan, M.	227	Oittinen, M.	152
Nilsson, O.	204, 218	Noreen, E.	152	Oakland, K.	140	Ojanguren, I.	139, 180
Nimmo, E. R.	93	Norheim, K. B.	180	Obst, W.	80	Ojetti, V.	130, 179
Nimura, S.	170, 234	Norihiro, O.	88, 117, 145, 346	Ocaña, T.	229	Ojima, H.	66
Ninomiya, T.	125, 170, 207	Norlin, A.-K.	113, 143	Ochiai, T.	186	Okabayashi, T.	203, 212
Nio, C. Y.	98	Norman, G. L.	51, 136, 145	Ochiai, Y.	114, 125, 129,	Okabe, Y.	98, 168
Nion Larmurier, I.	77, 219	Noro, H.	199	148, 169, 214		Okada, A.	52, 53, 167, 170, 189
Nip, K.	137, 183	Noseda, A.	94	Ochi, T.	117, 152, 161	Okada, H.	58, 73, 115, 125,
Niriella, M. A.	201, 206	Nosegbe, U.	183	Ochiya, T.	117, 152, 151	170, 179, 234, 268	
Nishida, R.	148, 176, 236	Noskova, K.	225	Oczella, L.	203, 215	Okagawa, Y.	231
Nishida, T.	128, 231	Noskova, P.	56	Oda, I.	125, 132, 170,	Oka, M.	115, 125, 215
Nishidate, T.	103	Nöthen, M. M.	233	192, 213, 236		Okamoto, N.	173, 195, 230
Nishide, N.	192	Nour, M. O.	239	Oda, M.	55, 84	Okamoto, R.	94
Nishijima, N.	88, 216	Nousbaum, J.-B.	209	Odes, S.	77, 223, 226	Okanou, S.	237
Nishikawa, T.	116, 142, 220	Novais, L.	200	Odstrcil, E.	79	Oka, S.	106, 158, 185, 193, 237
Nishimura, K.	49, 103, 140, 186	Novák, J.	123, 222	Oehmann, L.	143, 152	Oka, T.	101, 125, 170, 203, 212
Nishimura, M.	115, 125, 127,	Novak, K. L.	136	Oertel, C.	107	Okayama, N.	231
129, 142, 215, 231		Novo, E.	117, 209	Ofengeim, D.	99	Okayama, T.	125, 170
Nishimura, N.	140	Novotny, A.	176	Ogasawara, N.	129, 238	Okazaki, M.	215
Nishimura, R.	94	Novovic, S.	158, 167, 211, 269	Ogata, H.	140	Okimoto, K.	214
Nishimura, T.	49, 103, 114,	Nowacki, T.	222	Ogata, N.	217	Oki, T.	65
115, 122, 125,		Nowak, A.	133	Ogawa, C.	168	Okolo, P.	219
131, 186, 240				Ogawa, M.	131, 156, 164, 240	Oksanen, Pia M.	77

Park, J. -S.....	211	Patchett, S.	227, 267	Pelc, A.	209	Perona Vincenti, M. C.	194
Park, J. J.	59, 106, 150, 229, 210, 212	Patel, H.	138, 139, 182	Peleman, C.	187	Perret, C.	186
Park, J. K.	176, 218	Patel, J.	129, 234	Pelitari, S.	170, 179, 190	Perretta, S.	71
Park, J. M.	139, 237	Patel, K.	209	Pellegatta, G.	223	Perri, G.	203, 212
Park, J. -J.	59, 106	Patel, L.	71	Pellegrinelli, A.	240	Perri, V.	71, 94, 130, 213, 220
Park, J.	106, 142, 149, 170	Patel, P.	73, 181, 216, 225, 231	Pellegrini, L.	234	Persing, D.	173
Park, J. W.	136	Patel, S.	130, 138, 212, 239	Pelletier, A. L.	73	Persson, J.	148
Park, J. Y.	151	Paterlini, A.	203, 213, 214	Pellicani, R.	52	Pertile, R.	128
Park, K. S.	130	Paterson, A.	195	Pellicelli, A.	164	Peruzzi Elia, P.	220
Park, M. I.	150, 184	Pathmeswaran, A.	201, 206	Pellise, M.	77, 115, 127, 157, 171	Pesanti, C.	197
Park, P.-O.	189	Patiño, A.	142	Pellizzaro, A.	64	Pescatori, L.	120, 204, 223, 322
Park, S.	47, 122, 130, 142, 149, 154, 161, 162, 170, 172, 192, 193, 197, 237	Patita, M.	198, 199, 200, 206, 227, 227, 242	Pena, B.	198	Peschel, G.	163
Park, S. B.	193	Patrlj, L.	209	Peña-Galo, E.	103, 194	Pesegova, M.	225
Park, S. -H.	49, 159, 173, 195, 198, 210, 218	Patsch, W.	185	Penagini, R.	130, 146, 147, 194, 233	Pessenti, C.	50, 127, 130, 217
Park, S. H.	93, 140, 186, 213	Patti, R.	66	Peñas, B.	157, 171	Pession, A.	121
Park, S. W.	219	Patzak, M.	86	Peñas-Herrero, I.	131, 176, 204, 220	Peter, M.	241
Park, S. J.	136, 150, 184, 201, 227, 241	Paul, J.	47, 183	Pencek, R.	166	Peter, S.	42, 47, 51, 69, 70, 90, 129, 202, 308, 314, 333, 339, 346
Park, S.-K.	201, 241	Paul, S.	54, 57, 62, 70, 88, 307, 323, 325, 332	Pensé, D.	179	Péterfia, B.	141
Park, S. M.	122, 188	Paúles, M. J.	139	Penez, L.	116, 135, 205, 225	Peterli, R.	59
Park, S.	106	Paulitti, A.	52	Peng, J.-S.	185	Peters, P.-G.	218
Park, S. W.	131	Pauwels, A.	59, 113, 147	Pengman, I.	123	Petersson, J.	182
Park, T. Y.	130, 234	Pavlenko, V.	138	Pentek, M.	70, 204, 225	Petit, B.	215
Park, W. S.	197	Pavlidis, P.	136, 138, 179, 181	Percival Andersen, L.	194	Petitcolin, V.	116, 135
Park, Y. E.	227, 237	Pavlidis, S.	93	Perdigoto, D.	163, 218	Petito, V.	134, 138, 228
Park, Y. K.	193, 197	Pavlik, T.	191, 236	Perdones-Monteiro, A.	72	Petrenkiene, V.	162
Park, Y. M.	150, 229	Pavlov, C.	120	Pereg, A.	223	Petrone, M. C.	168
Park, Y. S.	47, 154, 161, 162, 172, 192, 193	Pavlova, J.	237	Peregrin, J.	190	Petrov, R.	124, 167
Park, Y. W.	184	Pawloff, M.	156, 164	Pereira, B.	226	Petrova, T.	94
Parkes, G. C.	225	Payer, B. A.	158, 162	Pereira, D.	141	Petruzzello, C.	56, 130
Parks, R.	114, 123	Payer, J.	136	Pereira, D. M.	52	Petruzzello, L.	128
Parmeggiani, F.	174, 237	Pazdro, A.	117, 148, 233	Pereira, E.	155, 198, 219	Petryka, R.	61
Parniczky, A.	123, 166	Pea, A.	176	Pereira, J.	157, 171, 172, 198, 217, 224	Petukhova, M.	124
Parodi, M. C.	130	Peach, R.	97	Pereira, N.	128, 141	Peuker, G.	52
Parola, M.	117, 209	Pecere, S.	138, 151, 228	Pereira, P.	81, 120, 123, 163, 165, 212	Pevnev, G.	118, 123
Parravicini, M.	203, 213	Pech, O.	42, 43, 55, 69, 79	Pereira, S. P.	120, 123, 165, 212	Pevny, S.	241
Parshutin, S.	151	Peck-Radosavljevic, M.	66, 78 119, 163, 218	Pereira da Silva, J.	157, 171, 172, 198, 217, 224	Peyrin-Biroulet, L.	47, 62, 70, 82, 89, 100, 139, 182, 204, 224, 283, 285
Parthasarathy, S.	132	Pecoraro, G. M.	130, 204, 223	Pereira Fernandes, V. M. F.	227	Pfeffer-Gik, T.	139
Partridge, D.	239	Pedaci, M.	204, 223	Perera, K. R.	201, 206	Pfisterer, N.	118, 163
Parzanese, I.	130	Pedersen, J.	97	Pererva, L.	221	Phelip, J. M.	70
Pascarenco, O.	127	Pedersen, N.	77	Perez, J.	172	Philip, G.	225, 326
Pascaru, A.	208	Pedrasas Crespo, C.	142	Perez, J. M. P.	101	Phillips, A.	68, 90, 204, 217
Pascher, A.	168, 241	Pedrazzani, C.	187	Perez, P.	101, 142	Phillips, J.	181
Paschos, P.	158, 185, 227	Pedroto, I.	120, 188, 207, 215, 227	Perez, P.	101, 142	Phillips, W.	80
Pascual, A.	199	Peeraly, M. F.	239	Perez, P.	101, 142	Phillpotts, S.	152, 236
Pascual, J. M.	157, 171	Peeters, E.	47, 138	Perez Aisa, A.	89	Phoa, S. S.	98
Pascut, D.	66	Peeters, H.	47, 183	Pérez Lasala, J.	129	Piazuelo, E.	87
Pasetti, A.	116, 137	Peeters, M.	47	Pérez Rodríguez, E.	124	Piazzi, G.	112, 133
Paspatis, G.	178	Peev, M.	114, 123	Perez-Cuadrado Robles, E.	239	Pica, R.	182
Passos Galvão Neto, M.	101, 152, 203, 213, 240	Peiris, M.	53	Pérez-Miranda, M.	131, 176, 204, 220	Picard, O.	47
Pastorelli, L.	127, 204, 213, 223	Peixe, P.	164	Perinel, J.	81	Picchio, M.	144
Patai, A.	70, 137	Peixoto, A.	93, 119, 120, 126, 154, 163, 165, 187, 193, 199, 219	Perisc, M.	184	Picone, C.	196
Patai, A. V.	52, 202, 211	Pekarska, K.	57, 134	Perkiömäki, J.	201, 206	Piekuse, L.	57
		Pekki, H.	151	Perminow, G.	85	Piemonti, L.	116, 145
				Perner, J.	105	Pienar, C.	156, 163, 165, 166, 202, 208

Pierantoni, C.	210	Plusa, S.	186	Pouillon, L.	70	Pulvirenti, A.	176, 203, 212
Piercy, J.	227	Pocard, M.	81, 104	Poulogiannis, G.	72	Pumpo, R.	203, 213, 214
Pierik, M. J.	72, 81, 85, 135	Pochapin, M.	104	Poulsen, J. L.	167	Punnoose, S.	148
Pierre Vuillierme, M.	159, 167	Pockros, P.	121	Pourshams, A.	212	Purchiaroni, F.	106
Pierzchalski, P.	94	Podesser, B.	66	Pouw, R. E.	80	Purita, L.	203, 213, 214
Piessevaux, H.	99	Podmanicky, D.	205, 225	Powell, N.	138	Püspök, A.	185, 218, 229
Pietruszka, S.	172	Poewe, W.	96	Poznanski, P.	141	Putignani, L.	57, 138
Pietrzak, A. M.	199	Pohl, D.	143, 152	Pozo, A.	77	Putnikov, A.	229
Piggott, C.	188	Pohl, J.	42, 131	Pozza, A.	221	Putzeys, V.	159, 167
Pigneur, B.	57	Poizat, F.	217	Pradeep, R.	51	Puylaert, C.	179
Pigrau, M.	81	Pojda-Wilczek, A.	206	Prager, M.	224	Pyeon, S.	149, 237
Pimentel, M.	186	Pokrotnieks, J.	179	Prakash, J.	57, 60, 118	Pyplychuk, V. I.	177
Pikkarainen, S.	80	Polaka, I.	145, 151, 161, 193, 237	Parsad, V.	95		
Pimentel-Nunes, P.	59	Polanco, A. D.	199	Prasad, Y.	224		
Pineda, J. R.	138	Polipalli, S. K.	81	Prat, F.	62, 174, 176, 219, 236		
Pinero, C.	93, 187	Polkowski, M.	127, 248	Prati, G. M.	228		
Pinho, J.	119, 126, 154, 198, 199, 207, 242	Pollack, C. V.	70	Pravadelli, C.	128		
Pinho, R.	131, 175, 202, 219, 220, 229	Pollack, P.	61	Pree, I.	139, 182		
Pinto, E.	132, 133, 191	Pollinger, K.	162, 209	Preedy, R.	152, 236		
Pinto, J.	155, 198, 219	Polster, A.	143	Preiss, J. C.	181, 224		
Pinto-Marques, P.	199, 200	Poluetkova, E.	154	Prema, R.	133		
Pioche, M.	71, 84, 126, 146, 173, 203, 215, 216, 233, 236	Polymeros, D.	55	Premathilaka, C.	148		
Piqueras Cano, M.	56, 138	Pompili, M.	166, 228	Pressman, S.	181		
Pirags, V.	237	Ponce, M.	88, 173	Preston, S. L.	117, 146		
Pirani, T.	181	Ponchon, T.	38, 55, 71, 82, 84, 92, 109, 126, 146, 173, 203, 215, 216, 233, 236	Prete, A.	121		
Pires, S.	126, 184	Ponds, F. A.	190	Prieto De Frias, C.	219		
Piri, Z. M.	180	Poneros, J. M.	98	Prieto-García, A.	97, 194		
Pirici, D.	131	Pongprasobchai, S.	187	Prioux-Klotz, C.	137		
Pirisi, M.	209	Ponsioen, C. Y.	40, 46, 48, 137	Prifti, S.	191		
Pirodda, A.	234	Pontas, C.	196	Principe, F.	198		
Pirvan, A.	166	Ponte, A.	131, 144, 175, 198, 202, 219, 220, 224, 229, 233	Principi, M.	196, 207, 222		
Pisani, A.	130	Pontisso, P.	104, 117, 209	Prins, H. A.	106		
Piscaglia, F.	83	Ponziani, F. R.	228	Pritchard, D. M.	184		
Piscitelli, D.	196	Pop, M.	166, 201, 206, 242	Pritchard, S.	186		
Pisconti, S.	209	Pop, T. L.	166, 242	Probert, C.	181, 184, 185		
Pisera, M.	127	Popa, A.	242	Procházka, V.	236		
Pisespongsa, P.	187	Popescu, A.	88, 114, 117, 120, 156, 163, 165, 166, 202, 208, 249, 250, 252	Procopet, B. D.	54		
Pismennaja, A.	145	Popescu, M.	201, 206	Proctor, D. D.	25		
Pistja, E.	238	Popoiu, A.	242	Proença, L.	198, 220		
Pistone, M. T.	179	Popoiu, C.	242	Profeta, G.	204, 223		
Pitanga Lukashok, H.	63, 80, 115, 130, 159, 169	Popova, O. N.	93	Profita, A.	204, 223		
Pittet, V.	136	Popp, A.	90, 195	Prossomariti, A.	112, 133		
Piyarathna, C.	201, 206	Poropat, G.	167	Provençal, M.	186		
Pizarro, T. T.	222	Porta, F.	157, 171	Pryseley, A. N.	230		
Pizzoferrato, M.	138, 180	Portela, F.	183, 226	Przybyska-Felus, M.	196		
Placida, R.	238	Porter, B.	150, 238	Przytulski, K.	89		
Plakhov, R.	192	Portillo Villares, M. I.	129, 157, 171	Puchkov, K.	144		
Platell, C.	226	Portyanko, A.	230	Pueyo Royo, A.	141		
Platos, J.	74, 231	Porzionato, A.	64	Puga, M.	63, 80, 115, 130, 159, 169		
Plaza, M. A.	178	Poscia, A.	134, 179	Pugliese, D.	139, 146, 233		
Plehutsa, O.	121, 182	Pot, B.	222	Puig, I.	157, 171		
Pleiningger, F.	118	Poto, R.	81, 229	Pujals, M.	161, 196		
Plevris, J. N.	164, 174, 194, 219	Pouderoux, P.	60	Pujari, R.	210, 214		
Plumb, A.	179, 185			Pujol, B.	98		
Plumé, G.	173			Pukalskas, A.	206		
				Pukite, I.	179		
				Pukitis, A.	212		
				Pulit-Prociak, J.	160, 177		

Q

Qasim, B. A.	207
Qian, J.	226
Qian, Y.	165, 230
Qianyun, L.	228
Qin, W.	126
Qin, Y.	204, 221
Qiu, J.	216
Quaranta, G.	134
Quarantelli, M.	231
Quarta, S. M.	209
Queirós, P.	103, 114, 119, 202, 206, 232
Quertinmont, E.	85
Quintas, P.	157, 171
Quintero Carrion, E.	87, 230
Quispel, R.	121, 219
Qvigstad, G.	52

R

Rabbi, F.	100
Rabbitt, P.	142
Rabe, B.	94
Rabilloud, M.-L.	135, 178
Rabini, S.	234
Racine, A.	47, 56
Racz, I.	99
Radaelli, F.	72, 104
Radhakrishna, K.	132
Radic, M.	184
Radochova, V.	189
Radu, P.	121, 156, 165
Radwan, A.	105
Rady, A. M.	165
Radziunas, G.	216
Raeburn, A.	146, 235
Raessens, J.	65
Raevens, S.	65
Raftery, T.	10, 46
Raftopoulos, I.	240
Raga, A.	217
Ragunath, K.	38, 70, 84, 129
Ragusa, S.	94
Rahal, D.	168

Rahden, B. H. A.	71	Ravelli, P.	130	Renna, S.	56, 139, 227	Rincon, M. L.	119
Rahier, J.-F.	47, 183	Rea, F.	184	Rennie, R.	195	Rindi, G.	174
Rahman, I.	170, 190, 216	Rea, M.	138, 224	Repetto, O.	142	Ringel, J.	143
Rahmi, G.	128, 175, 197	Read, M.	77, 80, 90	Repici, A.	55, 71, 91, 95, 130, 142, 168, 172, 175, 176, 203, 213, 214, 234, 284	Ringström, G.	144, 187
Rahmouni, O.	57, 222	Read, T.	117, 145	Rekermitr, R.	63, 187	Rioux, L.-C.	186
Rajiman, I.	130, 212	Realdon, S.	191	Resendez, A.	195	Rispo, A.	77, 90, 138, 151, 196, 224
Raimondo, M.	217, 220	Reasner, D. S.	144	Reutens, D.	112, 133	Ritz, A.	85
Raine, T.	225	Reavis, K.	71	Reuterwall-Hansson, M.	115, 129	Riu Pons, F.	157, 171, 216, 217
Raithel, M.	127, 133, 155, 200, 202, 233	Rebolledo Olmedo, S.	131, 134	Ribero, M.	159, 167	Rivera-Cadena, H. J.	177
Rajendran, A.	106, 115, 127	Rebours, V.	41, 62, 86, 108, 159, 167	Ribeiro, A.	199	Rivero, M.	56, 223, 225
Rajilic-Stojanovic, M.	81, 86, 109, 201	Redaelli, A. E.	216	Ribeiro, G.	184	Rivero Sanchez, L.	157, 171
Rakic, M.	209	Reddi, D.	105	Ribeiro, L.	198	Rivero Sánchez, L.	77
Rakonczay, Z.	94, 123	Reddy, D. N.	51, 62, 89, 108	Ribeiro, L. C.	132, 189	Rivory, J.	71, 84, 126, 146, 173, 203, 215, 236
Raluy-Callado, M.	181, 225	Reddy, J.	98	Ribeiro Jr, U.	240	Rizvanov, A.	118
Ramagopalan, S.	47	Reddy, P. M.	51	Ribli, D.	141	Rizzatti, G.	179
Ramalho, F.	165, 242	Reding-Bernal, A.	177	Riboli, E.	108	Rizzuto, G.	139, 227
Ramas, M.	182	Redondo Cerezo, E.	99, 189	Ribolsi, M.	234	Robaszekiewicz, M.	135, 159, 167, 178, 209
Ramboz, J.	74	Reece-Bolton, O.	148	Ribot-Mariotte, E.	105	Robinson, A. M.	160, 181, 183, 225
Ramchandani, M. K.	51	Reed, K.	188	Ricanek, P.	72, 81, 93, 223	Robinson, R. J.	79
Rameshshanker, R.	93, 106, 129, 172	Reed, M.	222	Ricca, O. A.	184	Robles-Medranda, C.	63, 80, 115, 130, 159, 169
Ramírez, M.	53	Reema, S.	233	Riccardi, A.	88, 215	Roblin, X.	61, 70
Ramirez Montagut, T.	160, 180	Reenaers, C.	105, 107, 182	Riccardiello, L.	25, 50, 67, 72, 112, 133, 229, 231	Rocco, A.	103
Ramos, J.	136, 183, 223	Rees, J.	73, 181, 231	Riccioni, M. E.	96, 203, 213, 214	Rocha, M. L.	120, 207
Rampado, S.	148, 194	Rees, N.	176	Richard-Molard, B.	89	Rochberger, S.	104
Rampton, D. S.	201, 228	Regner, S.	202, 211	Richardson, J.	205, 239	Röcken, C.	52
Rana, S. A. Q.	106	Regula, J.	55, 77, 84, 106, 121, 126, 127, 199, 216	Richter, E.	187	Rodacki, T.	223
Ranaldo, N.	222	Reha, P.	74, 231	Richter, V.	153	Rodella, L.	130
Rance, M.	144	Rehan, D.	241	Rickard, S.	188	Rodgers, L. H.	116, 141
Ransohoff, D.	106	Rehfeld, J. F.	59	Ridolfi, F.	128	Rodrigues, A.	131, 175, 219
Rantanen, T.	106	Rehmann, A.	222	Ridtitid, W.	187	Rodrigues, Â.	227
Rao, G. V.	51	Reiberger, T.	54, 66, 76, 78, 103, 118, 119, 156, 158, 162, 164	Riedel, F.	66	Rodrigues, C. M. P.	51, 52, 99, 118, 141
Rao, N.	177	Reichardt, W.	66	Riedl, R. G.	79	Rodrigues, J.	127, 154, 164, 198, 218, 219, 233
Rao, S. S. C.	187	Reichel, A.	219	Riegler, G.	56	Rodrigues, J. P.	131, 175, 198, 202, 220, 229, 144, 202
Rao, S.-X.	131	Reichenberger, J.	63	Rieker, R.	155, 200	Rodrigues, P.	51, 52, 59, 99, 118, 131, 141, 144, 175, 185, 198, 202, 220, 229, 230
Raoul, J. L.	130	Reichert, M.	210	Riemann, J. F.	128	Rodrigues, P. P.	118
Rapaccini, G. L.	88, 139	Reid, F.	80	Riethorst, D.	52	Rodrigues, R. V.	154
Raposo, J.	198	Reilly, I.	224	Rigato, P.	217	Rodrigues, S.	127, 162, 165, 191, 199, 241
Raraty, M.	114, 123	Reilly, P.	70	Rigault, E.	171	Rodrigues, T.	165
Rasekhi, A.	164	Reim, D.	159, 176	Rigby, R.	205, 239	Rodriguez, E.	56
Raselli, T.	50	Rein, P.	218	Rijnders, M. K.	178	Rodriguez, J. M.	241
Raseni, A.	166	Reinhard, C.	85	Riley, T.	220	Rodriguez, L.	53, 203, 213
Rasmussen, H. H.	167	Reinisch, W.	44, 62, 95, 137, 160, 181, 182, 204, 224, 225, 282	Rimbias, M.	50, 130	Rodriguez de Miguel, C.	151, 173
Rasmussen, M.	74, 171	Reis, J.	119, 207, 220	Rinaldi, R.	87	Rodriguez Gutierrez, C.	56
Rasoul-Rockenschaub, S.	156, 164	Rejchrt, S.	189	Rinawi, F.	183, 221	Rodriguez Perez, A.	56
Raszeja-Wyszomirska, J.	208	Rembacken, B.	39, 43, 54, 157				
Ratanachu-Ek, T.	187	Ren, J.	98				
Rath, T.	126	Ren, Y.	99, 113, 125, 203, 213				
Rathjen, F. G.	60	Rencz, F.	70, 204, 225				
Ratone, J. P.	50, 127, 130, 217	Rengo, M.	64, 101				
Ratto, C.	180	Reini, M.	168				
Ratziu, V.	163, 286	Renier, S.	74				
Rau, B.	114, 123	Renjic, V.	209				
Rau, H.-G.	184						
Rautio, T.	106						
Rauzina, S.	192						
Ravaioli, F.	121, 153						

Sancho Serra, M. D. C.....	80	Sarlós, P.....	123	Scarpa, A.	177	Scholz, D.....	159, 167
Sand, J.	106, 114, 124	Sarmento, J. A.	93, 154, 187	Scarpa, M.....	73, 132, 133, 142, 151, 191, 221, 228	Schöniger-Hekele, M.	218
Sandborn, W.	47, 61	Sarmento-Castro, R.	207	Scarparo, J.	197	Schoon, E. J.	80, 102
Sandborn, W. J.	61, 62, 137, 180	Saro Gismera, C.	226	Scarparo, J. I. B.	240	Schoorlemmer, A.	98
Sander, B.	197	Sarter, H.	89, 92	Scarpinato, C.	54, 68	Schramm, C.	173
Sander, B. Q.	240	Saruta, M.	131, 240	Schaefer, C.	227	Schreiber, S.	52, 61, 91, 93, 95, 216, 222, 283, 284, 285
Sander, M. P.	240	Sasahira, N.	122	Schaefer, M.	138	Schrenk, S.	151
Sanders, D. S.	48, 75, 84, 95, 152, 205, 239	Sasaki, F.	210	Schaffalitzky de Muckadell, O. B.	194	Schreuders, E.	230
Sanderson, J.	138	Sasaki, H.	119, 238	Schaffner, D.	66	Schreuders, E. H.	77
Sandha, G. S.	218	Sasaki, K. ..	116, 142, 220, 230, 231	Schafmayer, C.	52	Schroeder, J. O.	222
Sandha, S.	218	Sasaki, M.	114, 125, 129, 215, 238	Scharl, M.	50, 100, 105, 184, 221	Schrope, B. A.	98
Sandru, V.	146	Sasaki, S.	87, 215	Scharl, M.	50, 100, 105, 184, 221	Schrumpf, E.	51, 96, 108
Sands, B. E.	47, 61, 116, 137	Sasaki, T.	74, 122	Schaubeck, M.	178	Schrutka-Kölbl, C.	163
Sanduleanu, S.	73, 79, 104, 128, 157, 171	Sasaki, Y.	192	Schebb, N.	185	Schubert-Fritschle, G.	184
Sandulescu, L.	120	Sassatelli, R.	174, 237	Scheers, I.	159, 167	Schuette, K.	209
Sandvik, A. K.	52	Sastrillo, M.	138	Scheiner, B.	78	Schulick, R.	97
Sanelli, R.	152	Sathasivam, R.	148	Scheller, I.	173	Schüller, V.	233
Sanga, K.	130	Sato, A.	169	Schellerer, V.	133	Schultze Kool, L. J.	65
Sangchan, A.	187	Sato, H.	115, 125, 191	Schemberk Jr, J.	197, 240	Schulz, H.	53, 97
Sanguinetti, M. ..	81, 134, 228, 229	Sato, M.	156, 164	Schembri, J.	129	Schulze, H.	181
Sanjeevi, S.	114, 124	Sato, T.	64, 115, 125, 163, 210, 212	Scheppach, W.	133	Schulze, S.	118
Sanjuan Acosta, M.	239	Sato, Y.	131, 141, 150, 191, 199, 216, 231, 237, 229	Scherer, M.	163	Schumacher, J.	233
Sano, F.	149, 195	Satoh, H.	115, 125	Scherer, M.	163	Schuppan, D.	46, 48, 64, 102
Sano, T.	124	Satoh, T.	238	Schiavon, P.	234	Schütte, A.	113, 125
Sano, Y.	106	Satorres, C.	173	Schiavoni, E.	138, 179	Schütz, A.	164
Sanomura, Y.	193	Satoshi, E.	149	Schiefke, I.	188	Schwabl, P.	66, 78, 119, 158, 162, 163
Sansonne, S.	129	Satsangi, J.	72, 81, 93	Schiepati, A.	196	Schwartz, D.	115, 131, 134, 160, 181, 223, 226
Sansonno, D.	209	Saur, J.	196	Schiestl, M.	160, 180	Schwartz, M. P.	102
Santander, C.	97	Saunders, B. P.	93, 106, 129, 172	Schippa, S.	202, 229	Schwarzer, R.	78, 218
Santare, D.	142, 151, 186, 237	Saunders, J. K.	220	Schirbel, A.	224	Schwerdel, D.	86
Santi, G.	136	Saur, D.	79, 103	Schirmmeister, W.	194, 238	Sciavilla, P.	228
Santiago, J.	128, 172	Saurin, J. C.	197, 203, 215	Schlaermann, P.	194	Scifo, G.	164
Santo, E.	126, 158, 166, 172, 204, 217, 222, 248	Sautereau, D.	84, 103, 169, 170, 236	Schlechtweg, P.	201, 241	Scimeca, D. J.	204, 223
Santonicola, A.	234	Sauvanet, A.	81, 159, 167	Schlosser, S.	162, 209	Scimco, A.	64
Santos, A.	173, 207, 241	Sauvanet, P.	221	Schlüter, D.	194	Sciomeca, D.	204, 223
Santos, A. A.	173	Savarino, E.	53, 55, 58, 75, 97, 115, 132, 147, 148, 184, 190, 194, 223, 234	Schmelz, R.	181	Scirocco, A.	218
Santos, A. L.	193, 212	Savarino, V.	58, 97, 115, 132, 147, 153, 184, 190, 223, 234	Schmid, R.	61	Sciume, C.	218
Santos, C. A.	241	Savchuk, O.	145	Schmidt, A.	125, 152, 248	Sconfienza, L. M.	120, 204, 223
Santos, I.	128	Savoye, G.	89, 92	Schmidt, B. A.	152	Scott, A.	72, 228
Santos, L.	119, 193, 212	Sawada, M.	122	Schmidt, C.	181	Scott, J.	183
Santos, M.	103, 104, 114, 119, 202, 206, 227, 232	Sawada, R.	131, 240	Schmidt, H.	60	Scott, S. M.	98
Santos, P.	123, 157, 167, 179, 198	Sawai, H.	214	Schmidt, P. N.	158, 167	Scribano, M. L.	56, 183
Santos, S.	104, 154	Sawai, Y.	88, 216	Schmiegel, W.	109	Sebastian, S.	77, 160, 181, 183
Santos Peixe, B. M.	103, 104, 114, 119, 202, 206, 232	Saxena, P.	71, 101	Schnieker, C.	185	Secrier, M.	105
Sanyal, A. J.	163	Sayegh, R.	121, 134	Schnabel, R.	138	Sedarat, A.	58, 115, 125, 215
Saoula, H.	224	Scaglione, G.	103	Schneider, C.	236	Seewald, S.	38, 68, 75, 82
Sapienza, C.	139, 227	Scaglione, G. L.	151	Schneider, M.	90	Segal, J. P.	181
Sapone, A.	239	Scaioli, E.	112, 133	Schneider, M. J.	204, 221, 222	Segato, S.	203, 213, 214
Sarafian, M.	116, 135	Scalaferrì, F.	62, 81, 134, 138, 179, 180, 184, 204, 222, 224, 228, 229	Schneider, T.	133	Segersvärd, R.	114, 124
Saraiva, S.	80	Scalese, G.	116, 145	Schnerr, R.	131	Segol, O.	172
Sarda, C.	220	Scalone, O.	216	Schnúr, A.	94	Seicean, A.	156, 165
Sardanelli, F.	120	Scannone, D.	134	Schober, M.	168	Seidl, A.	138
Sarid, O.	223, 226			Schoder, M.	119, 163	Seidler, U.	100
Sarimpegioglou, N.	101			Schoeler, M.	241	Seidner, D. L.	240
				Schoels, M.	138	Seifert, B.	91, 140, 160
				Schoepfer, A.	97, 184, 190, 191	Seifert, H.	113, 114, 123, 125, 159, 167
				Schofield, C.	160, 180	Seitz, J. F.	51
				Schöfl, R.	218		

Sejben, A.	139	Seto, Y.	102	Sherlock, M.	226	Shmunis, Y.	172
Sekelja, M.	81	Setoyama, H.	210	Sherwood, R.	136, 179	Shnell, M.	104, 126
Seki, M.	65, 74, 127, 217	Seufferlein, T.	60, 72, 79, 83	Shestopaloff, K.	195	Shoichiro, M.	136
Seki, S.	129, 142, 231	86, 94, 101, 108		Sheth, K.	214	Shoji, A.	232
Seki, Y.	179	Seuwen, K.	100, 134	Shi, D.	99, 234	Shonova, O.	140
Sekiguchi, M.	106, 192, 213	Sevdalis, N.	115, 127	Shi, X.	161, 193	Shonová, O.	77
Sekikawa, A.	88, 216	Severi, C.	64	Shibata, C.	65	Shpak, B.	104, 115, 131
Sekine, S.	213	Sevrin, G.	134, 21	Shibata, J.	116, 142	Shrikhande, S. V.	168
Seksik, P.	72, 73, 77, 81, 222	Seward, E.	185	Shibata, T.	174	Shringarpure, R.	163
Seleem, W. M.	53	Seyyedmajidi, M.	195	Shibata, W.	212	Shukla, S. K.	162
Selenius, J.	80	Sezgin, B.	235	Shibatoge, M.	168	Shums, Z.	51, 136, 145
Seleznev, D. E.	175	Sferrazza, S.	130, 142, 234	Shibolet, O.	99, 222	Shun, M.	224
Selgrad, M.	105, 163, 192	Sgambato, A.	134	Shibutani, K.	88	Shvets, O.	89
Selinger, C.	225	Sgambato, D.	135	Shibuya, R.	237	Shwana, S.	143, 146
Sella, D.	238	Sha, W.	146, 185, 236	Shieh, J.-J.	197	Si, J.	165
Sellier, F.	51, 127	Shabaaan, M.	207	Shiffman, M.	121	Si, P.	212
Selvendran, S.	141, 185	Shachar, E.	104	Shifrin, O.	154	Siau, K.	184
Semadeni, G.-M.	121	Shafiqullina, A.	118	Shih, Y.-L.	208	Sibertin-Blanc, C.	51
Sempoux, C.	191	Shah, A.	135	Shim, C. S.	94	Sicília Aladrén, B.	56, 138
Sempachkina- Glushkovskaya, O.	194	Shah, R.	130, 212	Shim, K.-N.	188	Siciliano, M.	88, 164
Sendino, O.	151, 173, 218	Shah, S.	154	Shima, Y.	203, 212	Siczek, K.	160, 177
Sendur, P.	211	Shalev, V.	135, 139	Shimada, M.	74	Sidani, S.	81
Senellart, H.	186	Shallue, C.	105	Shimada, Y.	190, 234	Sidhu, M.	49, 101
Sengupta, S.	227	Shames, R.	116, 137	Shimakoshi, H.	231	Sie, D.	79
Senore, C.	229	Shamir, R.	153, 183, 221	Shimaya, K.	88	Sieghart, W.	49, 78, 119, 163
Senturk, H.	161	Shams, A.	194	Shimayoshi, A.	149, 195	Siegmund, B.	57, 76, 181, 224, 225
Seo, A. N.	174, 212	Shannon, B.	201, 228	Shime, N.	210	Sielezneff, I.	81
Seo, D.-W.	63, 175, 210, 211, 218	Shannon, K. M.	116, 141	Shimizu, S.	207	Sier, C. F.	60
Seo, M. S.	140	Shapira, M.	154	Shimizu, T.	114, 127, 146, 159, 169, 236	Sierra-Ausin, M.	138
Seo, S. I.	202, 233	Shapira, S.	50, 197, 203, 212, 231, 240	Shimizu, Y.	126	Siersema, P. D.	55, 69, 104, 216
Seo, S. Y.	122, 142	Shapiro, D.	121, 163	Shimizu-Hirota, R.	117, 140, 152	Sifré, E.	194
Seoane, A.	216, 217	Sharaf-Eldin, M.	120	Shimoda, A.	231	Sifrim, D.	53, 117, 146, 190, 191, 286
Seol, S.-Y.	188	Sharaiha, R. Z.	130	Shimoda, R.	59, 115, 125	Sigal, M.	52
Seppänen, M.	80	Sharara, A.	229	Shimodate, Y.	140	Sigounas, D. E.	194
Serban, D.	166	Sharipova, E. I.	118	Shimosegawa, T.	59, 65, 91	Siuhay, D.	187
Serejo, F.	165	Sharkey, L. M.	87	Shimura, T.	58	Sike, R.	61
Serek, R.	126	Sharma, N.	117, 145, 170, 179, 190	Shin, C. M.	47, 161, 172, 189, 192, 193, 237	Silecchia, G.	64
Sereni, G.	174, 237	Sharma, P.	158, 163	Shin, E. J.	97	Siljander, P.	142
Sergeychuk, T.	229	Sharma, R.	151, 213, 242	Shin, H. J.	236	Silla, G. M.	200
Serghini, M.	135, 139	Sharma, V.	151, 213, 242	Shin, S. K.	149, 215, 237	Silos-Santiago, A.	92, 98
Sergienko, R.	223	Shaw, I.	160, 183	Shin, S. P.	130	Silva, A.	119, 126, 154, 155, 198, 199, 207, 242
Seri, M.	87	Shaya, G.	105	Shin, S. W.	121	Silva, F.	207
Serin, H. I.	119	Shayakhmetova, G.	145	Shin, W. G.	202, 233	Silva, G. L. R.	50, 101
Serio, M.	152, 239	Shayto, R. H.	229	Shin, Y.	86, 188	Silva, J.	131, 144, 154, 175, 187, 193, 198, 199, 202, 219, 220, 229, 233, 224
Serip, S.	236	Shaza, L.	99	Shinkai, K.	232	Silva, M.	93, 119, 120, 126, 154, 155, 163, 165, 187, 193, 199, 219
Serizawa, A.	170	Shcherbakova, A.	147	Shinoki, K.	158, 186	Silva, M. J.	154, 164, 187, 193, 208
Serra, J.	234	Shehab El-Din, I.	104	Shinozaki, T.	192	Silva, M. M. C.	51
Serradesanferm, A.	77	Shehadeh, Z.	239	Shiomi, H.	98	Silva, N.	184
Serrano, M.	133, 157, 171, 173, 224	Shehata, E.	120	Shiotani, A.	189	Silva, V.	208
Serrano, R.	229	Sheibani-Tezerji, R.	93	Shioyama, T.	170	Silva, W. C.	188
Serrano-Montalbán, B.	136	Shemesh, N.	240	Shiozawa, E.	141	Silveira, A.	220
Serrano-Morillas, N.	134	Shen, H.	65, 210	Shirai, H.	177	Silveira, M.	133
Serrão, R.	93, 187	Shen, J.	49	Shirasaki, T.	94		
Serva, D.	238	Shen, W.	212, 242	Shirin, H.	104, 153		
Servais, L.	236	Shen, X.	144, 162, 168	Shirokova, E.	166		
Servajeán, C.	127	Shepherd, E.	172	Shiwaku, H.	170, 234		
Serwin, K.	177	Shepherd, N.	129	Shiwaku, Y.	170		
Sethi, A.	98	Sheptulina, A.	166				

Silverberg, M. S.	177, 195	Slater, J.	181	Son, B.-K.	122, 124, 162	Spergel, J.	190
Sim, Y. R.	59, 106	Slavin, J.	168	Son, C.	199	Spicak, J.	117, 134, 148, 164, 190, 202, 206, 214, 233, 236, 248
Sima, A.	156, 165	Slim Karam, R.	121	Son, J. H.	122	Spielmann, P.	92
Simantov, R.	104	Sliman, J.	186	Soncini, M.	203, 213, 214	Spiller, R.	40, 43, 75, 108, 160, 186
Simão, A.	99	Sliwowski, Z.	116, 133, 189	Song, B.	114, 122	Spina, L.	56, 127, 204, 213, 223
Simão, A. L.	118	Sloah, S.	118	Song, E. M.	140, 270	Spinelli, Antonino	41, 63
Simedrea, I.	153, 166	Sloan, J. A.	118	Song, G. A.	149, 188, 193, 237	Spinzi, G.	104, 215, 203, 213, 214
Siminkovitch, S.	114, 123, 124	Slonim-Nevo, V.	223, 226	Song, G. W.	148, 192	Spisák, S.	52
Simionescu, B.	166	Sloth, S.	104	Song, H.	161, 191	Spivak, M. Y.	197
Simmen, S.	92	Sluka, P.	105	Song, J.-T.	126, 176	Sporea, I.	88, 114, 117, 120, 156, 163, 165, 166, 202, 208, 249, 250, 252
Simmura, T.	129	Smajstrla, V.	72	Song, K.	121	Sportes, A.	174, 176, 219
Simões, A. E. S.	52, 141	Smayra, V.	134	Song, M.	140, 173, 270	Srinivasan, S.	81
Simoliuniene, R.	206	Smedh, U.	148	Song, T. J.	175, 210, 211, 218	Stack, R.	152
Simon, H.-U.	191	Smeets, H. M.	226	Song, Y. N.	213	Stadler, B.	218
Simon, M. A.	157, 171	Smets, F.	47, 183	Song Md, J.-Y.	214	Stadlmayr, A.	185
Simons Linares, C. R.	220	Smids, C.	178	Sonsuz, A.	161	Staffer, S.	204, 221
Simrén, M.	15, 46, 58, 81, 92, 98, 143, 144, 152, 186, 187, 189, 191, 221, 228, 232, 306	Smiech, M.	160, 177	Sood, R.	58, 72, 160, 179	Stahmeyer, J. T.	165
Sinatti, D.	130	Smith, H.	62, 97	Soofi, M. E.	165, 208	Stalkuniene, N.	206
Sinayoko, L.	137	Smith, J. D.	87	Sopena, F.	185	Staller, K.	67
Singaram, B.	195	Smith, M.	225	Soppelsa, F.	172	Stallmach, A.	181
Singer, C.	202, 233	Smith, M. I.	93, 195	Sørbye, S. W.	205, 238	Stam, M.	106
Singh, A.	225	Smith, S.	154, 194, 196, 226, 230	Sørdal, Ø.	52	Stamenic, V.	141
Singh, B.	230	Smout, A.	53, 96, 107, 109, 190	Sørensen, L. T.	211	Stanel, I.	182
Singh, J. R.	51	Smyth, C.	227	Soria, M.	63, 80, 115, 130, 159, 169	Stange, E. F.	227
Singh, P.	94	Smyth, M.	47, 138	Soriano-Gabarró, M.	184	Stanghellini, V.	54, 61, 68, 87
Singh, R.	49, 51	Soares, C.	128	Sostres, C.	70, 157, 171	Stankovic, S.	207, 224
Singh, V.	87, 161, 190, 211	Soares, E.	119, 151, 189, 208, 226, 242	Sotres, S.	157, 171	Stanley, A.	103
Singhal, D.	133	Sobajima, Y.	65	Sottisuporn, J.	187	Stanley, S.	129, 172, 188
Sinha, R.	164	Sobh, M. A.	130	Sottisuporn, O.-A.	187	Stanton, A.	138
Sinn, D. H.	121	Sobolewska, J.	133	Soudan, D.	226	Stanzani, A.	107
Sinnett-Smith, J.	184	Sobolewska-Włodarczyk, A.	221	Soto, S.	107	Stanzel, C.	85
Sion, D.	240	Socha, P.	162	Sottisuporn, J.	187	Stapley, S.	172
Sipeki, N.	51, 136	Sodatonou, H.	105	Sottisuporn, O.-A.	187	Starostina, N.	167
Sipos, B.	203, 212	Söderholm, J. D.	81, 93	Soudan, F.	107	Starshinov, Y. P.	145
Sippola, S.	106	Soejima, H.	230	Souma, D.	197	Starzynska, T.	211
Sippola, T.	202, 211	Soetkin, R.	157, 171	Sousa, J. C.	120, 215	Stasinou, I.	241
Siproudhis, L.	135, 137, 171, 178	Sofia, C.	118, 119, 123, 151, 163, 174, 183, 184, 189, 208, 218, 226, 240, 242	Sousa, M.	52, 131, 144, 175, 198, 202, 219, 220, 224, 229, 233	Stassen, E. J.	161, 197
Siriwardena, A. K.	123	Sofuni, A.	124, 159, 175	Sousa, M. M.	52	Staton, J.	226
Sirli, R. L. D.	88, 114, 117, 120, 156, 163, 165 , 202, 208	Soggiu, F.	130	Sousa, P.	119, 126, 154, 155, 198, 199, 207, 242	Stättermayer, A. F.	78, 208
Sivignon, A.	57, 222	Sogomonyan, E.	145	Sousa, R.	198	Staufe, K.	117, 152
Sivins, A.	145	Sohn, T. S.	193, 197	Souto-Moura, M.	207	Stavriniadis, S.	101
Sjödahl, J.	113, 143	Sokol, H.	57, 72, 77, 81, 274	Soykan, I.	189, 190, 201, 230, 241	Stec-Michalska, K.	240
Sjomina, O.	237	Sokolviak, O. Y.	197	Spaander, M. C. W.	73, 74, 77, 78, 93, 106, 140, 171, 205, 228, 230, 235	Stecco, K.	240
Skiecienciene, J.	151, 158, 162	Sola Tapias, N.	177	Spada, C.	55, 90, 128	Stecher, L.	158
Sklyarov, E.	118	Solaman, A.	182	Spalinger, M. R.	50, 100, 221	Steed, H.	184
Sklyarov, O.	70, 145	Solbiati, L.	62	Spano, G.	64	Steenholdt, C.	222
Skobo, T.	151	Soleimani, A.	211	Sparchez, Z. A.	121, 156, 165	Stefanescu, A.	166
Skoko Poljak, D.	141	Soler Michel, P.	216	Sparrow, M. P.	182	Stefanus, C.	72, 81, 222, 226
Skopynychuk, I.	221	Soliman, T.	104	Spasic, D.	223	Steffen, H.-M.	173
Skrypnik, I.	238	Soliman, S.	156, 164	Spatoliatore, A.	183	Steffens, H.	120
Skrypnik, R.	238	Solodenkova, K. S.	145	Spechler, S. J.	54, 69	Stein, A.	213
Skuja, V.	57, 134	Soloviev, K.	225	Speller, A.	228	Stein, J.	85, 115, 132, 134, 137, 160, 179, 183, 188, 241
Skup, M.	116, 137, 183	Solovyeva, A. V.	191	Sperber, A. D.	58, 187, 189		
Slaman, A. E.	133	Soltys, K.	160, 179				
		Somarathna, T.	129				
		Someya, T.	132				

Steinbrueck, I.....	131	Strobel, D.....	136	Sun, B.....	100	Szentesi, A.....	123, 166
Steiner, S.....	78	Strobel, O.....	86	Sun, H.....	99	Szentirmay, Z.....	193
Stengel, Andreas.....	48, 64, 108	Ström, M.....	92	Sun, J.....	144	Szepes, A. Z.....	99, 123, 203, 215, 222
Stepan, A.-M.....	117, 163, 208	Stronati, L.....	85	Sun, L.....	165	Szepes, Z.....	70, 99, 123, 137, 203, 204, 215, 220, 222, 223, 227
Stephan, D.....	53	Stroobants, A. K.....	73	Sun, S.....	214	Szepes, Z. G.....	99, 139, 219, 222, 224, 227
Stephansson, O.....	105	Stroppa, J.....	130	Sunata, Y.....	205, 231, 232	Szewczyk, M.....	133
Steponaitiene, R.....	151, 162	Stuchlik, S.....	160, 179	Sund, M.....	168	Szigeti, N.....	222
Stepulak, A.....	114, 123	Stuhrmann, N. C.....	204, 221	Sundbom, M.....	148	Szklarczyk, J.....	211
Sterbini, F. P.....	228	Stulz, A.....	200	Sunde, B.....	161, 191	Szlak, J.....	126
Stern, R.....	78, 208	Sturdik, I.....	136, 160, 179	Sundelin, H.....	239	Szucs, M.....	204, 219, 220, 223
Sternbach, J. M.....	190	Sturgeon, C.....	151, 239	Sundin, J.....	81	Szulcsán, Á.....	204, 223
Sternini, C.....	184	Sturm, A.....	224	Sundström, J.....	196	Szymanczak, R.....	206
Steuere, W.....	227	Sturm, E.....	174	Sung, J.....	193		
Steyerberg, E. W.....	106	Sturniolo, G. C.....	73, 151, 228	Sung, J. J. Y.....	49, 71, 87, 91, 95, 103, 107		
Sticova, E.....	164, 202, 206	Su, C.....	61, 137, 160, 180	Sung, J. K.....	140, 169, 236, 238		
Stier, C.....	115, 132	Su, M.....	180	Supper, P.....	66, 158, 162		
Stigaard, T.....	104	Su, M.-Y.....	150	Surace, L.....	147, 190		
Stimac, D.....	118, 141, 158, 161, 167, 184, 211, 248	Subasinghe, C. E.....	201, 206	Suraci, E.....	238, 239		
Stirand, P.....	233	Subramaniam, S.....	101, 127, 140, 142, 170, 214, 235, 236	Surreddi, B. V. N. K.....	51		
Stoilov, G.....	93	Subramaniam, Y.....	160, 172, 179	Surin, A. M.....	145		
Stojkovic, M.....	224	Subramanian, S.....	22	Suto, T.....	129, 142, 231		
Stojkovic Lalosevic, M.....	224	Subramanian, V.....	72	Sutti, S.....	117		
Stojmirovic, A.....	72	Suchanek, S.....	140, 141, 236, 248	Suzuki, A.....	121		
Stoker, J.....	179	Suchecka, D.....	145, 241	Suzuki, H.....	99, 103, 107, 170, 185, 192, 213, 236		
Stokkeland, K.....	105	Sud, R.....	63	Suzuki, K.....	216, 218		
Stokkers, P.....	46	Suda, H.....	238	Suzuki, M.....	205, 232		
Stordeur, P.....	85	Suda, K.....	215	Suzuki, N.....	216, 231, 237		
Stork, T.....	156, 164	Sue, S.....	212	Suzuki, S.....	238		
Storlid, E. L.....	233	Suehiro, M.....	101	Suzuki, T.....	81, 149		
Storm, G.....	57, 118	Suehiro, S.....	159, 169	Suzuki, Y.....	60, 157, 167		
Storonova, O.....	117, 147, 186	Sueiro, A.....	134, 159, 176, 178	Svecova, H.....	214		
Storr, M. A.....	234	Sueiro, R. A.....	134, 178	Svecová, H.....	190, 233		
Storsrud, S.....	144, 228	Sugahara, A.....	157, 167	Svenningsen, L.....	182		
Störsrud, S.....	46, 144	Sugai, T.....	103, 107	Svinarenko, M.....	72		
Stöß, C.....	158, 184	Sugihara, K.....	116, 142	Svinarov, D.....	124		
Stoyanova, K.....	61	Sugihara, Y.....	73, 179, 217, 230	Svistunov, A. A.....	145		
Straathof, J. W. A.....	73, 128	Sugimori, K.....	130	Svrcek, M.....	77		
Stracke, B.....	222	Sugimori, M.....	212	Swager, A.....	79, 80		
Strassburg, C.....	69, 96, 108	Sugimoto, A.....	231	Swanson, L.....	220		
Strasser, S.....	121	Sugimura, H.....	193	Sweis, R.....	146, 235		
Strati, F.....	228	Sugimura, M.....	141, 142, 199	Swidsinski, A.....	204, 221		
Straub, D.....	80	Sugino, Y.....	140	Sydorchuk, A.....	114, 118, 121, 182		
Straumann, A.....	97, 100, 109, 190, 191	Sugiyama, M.....	157, 167	Sydorchuk, I.....	114, 118, 121, 182		
Straume, Z.....	57, 134	Suh, B. J.....	132	Sydorchuk, L.....	114, 118, 121, 182		
Strawbridge, R. R.....	220	Sui, G.....	233	Sydorchuk, R.....	114, 118, 121, 182		
Streba, C. T.....	209, 230	Suk, K. T.....	130, 234	Symonds, E. L.....	142		
Streba, L.....	230	Sulaberidze, G.....	144	Syzenko, G.....	144		
Stremmel, W.....	204, 221	Sulbaran, M.....	240	Szabo, E.....	99		
Streuper, C.....	116, 137	Sullivan, E.....	227	Szabó, I.....	123		
Strid, H.....	58, 221	Sulyma, V. P.....	93	Szafarska-Poplawska, A.....	153		
Stridsberg, M.....	81	Sulz, M. C.....	121	Szalai, M.....	203, 215		
Strigli, A.....	89	Sülmege, J.....	123	Szalay, B.....	70, 182		
Strik, A. S.....	89	Sumida, Y.....	49, 103, 114, 122, 186	Szalay, F.....	51		
Strindmo, I.....	91, 239	Sumimoto, K.....	106, 158, 185	Szamosi, T.....	70, 137, 222		
Strittmatter, N.....	72	Sumioka, M.....	224	Szantova, M.....	170		
Strnad, P.....	56	Summers, J.....	80	Szapary, P.....	47, 61, 116, 137		
Strobel, B.....	66	Sumskiene, J.....	158, 162	Szczepanik, A.....	172		

T

Taavela, J.....	195
Tabacelia, D.....	146
Taberna-Arana, L.....	121
Tabouret, T.....	169
Tacheci, I.....	189
Tachikawa, J.....	129, 142, 231
Tack, J.....	10, 40, 46, 52, 58, 59, 64, 68, 92, 108, 113, 143, 147, 152, 160, 161, 189, 190, 197, 283
Tacke, F.....	61, 91
Tada, M.....	122
Tadokoro, H.....	117, 152
Tadokoro, K.....	141, 142, 199
Tagao, F.....	128
Tagawa, K.....	65, 74, 127, 217
Taghavi, S. A. R.....	163
Taghvaei, T.....	239
Tagliente, G.....	151
Taguchi, H.....	210
Taha, A.....	44
Tahara, T.....	174
Taida, T.....	214
Taisei, M.....	70
Tajjika, M.....	125, 142
Tajjima, H.....	117, 147
Tajiri, H.....	55, 65
Takabayashi, K.....	169, 205, 231, 232
Takács, R.....	123
Takács, T.....	123
Takada, J.....	59
Takada, S.....	117
Takada, Y.....	205, 231, 232
Takagi, K.....	122
Takagi, R.....	107
Takagi, T.....	170
Takahara, M.....	73, 179
Takahara, N.....	122
Takahashi, A.....	59, 65, 101, 148, 192

Takahashi, H.	169	Tan, H. K.	133	Taylor, A.	144, 235, 236	Theocharis, G.	154, 179
Takahashi, K.	60, 231	Tan, M.	160, 179	Taylor, D. C. A.	144	Theodoropoulos, L.	101
Takahashi, M.	126	Tan, T.	58	Taylor, E.	228	Theodoropoulou, A.	178
Takahashi, Y.	131	Tan, Y.	154, 190	Taylor, S.	69, 107, 179	Theuerkorn, K.	203, 212
Takamaru, H.	106	Tanabe, M.	66	Tazuma, S.	157, 167	Thévenot, J.	74, 221
Takano, M.	77	Tanabe, S.	96, 115, 125	Tcaciuc, A.	163	Thiel, A.	199
Takara, Y.	230	Tanaka, E.	207	Tcaciuc, E.	163	Thiis-Evensen, E.	85
Takasago, T.	49, 103, 114, 122, 186	Tanaka, K.	59, 65, 121, 130	Tefas, C.	100	Thomas, C. L.	230
Takashima, K.	173	Tanaka, M.	51, 117, 140, 149, 150, 158, 186	Teare, J.	72	Thomas, C. S.	216
Takashima, S.	73, 179	Tanaka, R.	124, 128, 159, 175	Tearney, G. J.	79	Thomas, E.	239
Takatalo-Laine, M.	142	Tanaka, S.	106, 157, 158, 171, 185, 193	Tebaibia, A.	154, 233	Thomas, M.	105, 230
Takatori, Y.	205, 231, 203	Tanaka, T.	116, 139, 142, 148 176, 183, 220, 236	Tefas, C.	214	Thomas, T.	130
Takats, Z.	72, 228	Tanaka, Y.	107, 132, 192	Teich, N.	181	Thomas-Gibson, S.	41, 115, 127, 203, 216
Takayama, M.	140	Taneishi, K.	149	Teisseyre, M.	162	Thomopoulos, K.	154
Takayama, Y.	177	Tang, C.	114, 122, 163	Teixeira, C.	104, 114, 119, 155, 162, 164, 189, 206, 242	Thompson, C. C.	48, 61
Takeda, H.	164, 177	Tang, J.	179	Tekkis, P.	106, 129	Thompson, N.	81
Takeda, K.	55, 84, 129, 216, 217	Tang, M.	160, 180	Tellis, G.	162	Thompson-Jones, H.	239
Takeda, S.	231	Tang, R.	219	Tellechea, J. I.	74	Thoufeeq, M. H.	129
Takeda, T.	150, 170, 190, 234, 237	Tang, X.	113, 125, 203, 213	Tenca, A.	130, 146, 174	Thurairajah, P. H.	173
Takedomi, H.	230	Tani, J.	206	Tennyson, J.	219	Thurmann, D.	241
Takehara, T.	84	Tanigawa, T.	101	Tenover, F.	173	Thursby-Pelham, F.	104, 140
Takei, D.	73, 179	Taniguchi, H.	213	Teodorescu, C.	131	Thursz, M.	39, 61, 107
Takei, K.	237	Taniguchi, K.	170	Toeh, A. Y. B.	219	Thygesen, H.	172
Takeichi, T.	238	Tanis, P.	73, 158, 185	Tepasse, P.	222	Tian, D.	100, 204, 221
Takemoto, K.	166, 237	Tanisaka, Y.	121	Tepe, B.	52, 89	Tibbatts, C.	169, 188
Takenaka, K.	180	Taniuchi, K.	203, 212	Teppei, O.	139	Tieppo, C.	128
Takenaka, M.	98, 123	Tanke, G.	88, 216	Terai, S.	191	Tighe, D.	194
Takenaka, R.	166, 237	Tankova, L.	93	Terai, T.	106	Tikhomirova, E. V.	175
Takeshima, F.	136	Tannappel, A.	72	Teranishi, Y.	78	Tilburg, S. V.	77
Takeuchi, H.	114, 125, 192, 195, 215	Tanne, F.	209	Terasaki, K.	125, 170	Tilg, H.	37, 43, 64, 71, 83, 109
Takeuchi, Y.	49, 84, 106, 126, 127, 149, 204, 215, 217	Tanner, J.-R.	231	Terasaki, M.	99	Tillisch, K.	232
Takeyama, Y.	157, 167	Tantau, A.	214	Terhalle, A.	105	Timar, R.	156, 165
Taki, M.	88, 216	Tantau, M.	214	Terheggen, G.	143	Tinë, F.	130, 204, 223
Takimoto, M.	141	Tao, L.-Y.	126	Terrebonne, E.	220	Tingsted, B.	160, 176
Takizawa, K.	51, 117, 125, 140, 149, 150, 158, 186	Tap, J.	81, 143, 228	Terreni, N. M. L.	104	Tiniakos, D.	83, 96, 101
Talaat, R.	88	Tapper, S.	92	Terris, B.	62	Tioli, C.	174, 237
Talbot, M.	53	Tarabar, D.	137	Terroso, G.	172	Tiribelli, C.	66, 118, 161, 162, 166
Tallet, A.	130	Tarantino, I.	50, 130, 131	Tertychnyy, A.	154	Tisell, A.	92
Talley, N. J.	64, 112, 113, 133, 135, 143, 147, 190, 231	Targan, S.	47	Terzoudis, S. P.	142, 235	Tiszlavicz, L.	139, 219
Talukdar, R.	51	Tarnasky, P.	130, 212	Teshima, C.	218	Titov, N.	64
Tamai, N.	106	Tarnawski, A. S.	70, 144, 189	Testa, A.	77, 90, 138, 224	Titova, A.	118
Tamai, Y.	177	Tarnok, A.	166	Testa, G.	59	Titova, M. A.	118
Tamaki, H.	168	Tarquini, P.	164	Testoni, P. A.	104, 152	Tittoni, R.	116, 137
Tamara, F.	131	Tarticchio, G.	52	Testoni, S. G. G.	168	To, K. F.	106
Tamegai, Y.	128, 221	Tashiro, T.	232	Teuber, G.	120	To, N.	58, 160, 179, 223
Taminiau, J.	75, 82	Tasini, E.	128	Teubner, D.	104	Tobin, A.-M.	138
Tammaro, S.	218	Tasset, C.	61	Tez, M.	149	Tobin, R.	133
Tammer, I.	194	Tate, D.	115, 127	Thabut, D.	37, 43, 54, 76, 103	Toda, N.	65, 74, 127, 217
Tamori, A.	78, 164	Tate, D. J.	49, 101, 115, 127, 203, 215	Thakkar, R. B.	183	Toes-Zoutendijk, E.	74
Tamura, F.	115, 125	Tate, H.	181	Thandassery, R. B.	165, 208	Toex, U.	173
Tamura, Y.	238	Tatsumi, N.	128, 150, 199	Thapar, N.	46	Tokai, A.	222
Tan, C. K.	133	Tavares, H.	136, 223	Tharwa, E. S.	119	Tokai, Y.	150
		Tavares De Sousa, H.	136	Thayalasekaran, S.	49, 101, 127, 140, 142, 214, 235, 236	Tokodi, I.	166
		Tawefeeq, S.	120	Themeli, A.	238	Tokuda, T.	150
		Taxonera Samso, C.	181			Tokuda, Y.	150, 199
						Tokuhiro, N.	238

Vaishnav, V.....	151	van Hooft, J. E.	39, 69, 89, 98, 101	Vegh, Z.	70, 134, 137, 182, 204, 225, 227	Vilas-Boas, F.....	212
Vaizey, C.	40, 75, 89	Van Houtte, B.....	59, 147	Velayos, B.	56	Vilela, T.	219
Valantiene, I.....	158, 162	Vankovich, A.	167	Veldt, B.	121, 219	Vilkin, A.	104, 235
Valantinas, J.....	206	Van Laethem, J.-L.	44, 60, 95	Velea, P.-I.	166	Villagrasa, J.....	182
Valcz, G.	52	van Leerdam, M.	39, 74, 79, 109, 158	Velikova, V.	135	Villalba, C.	131
Vale Rodrigues, R.....	128, 149, 157, 198, 171, 172, 217, 224	van Milligen de Wit, A. W. M.....	102	Velin, D.	94	Villa, M. P.....	153
Valean, S. D.....	118	Vannini, C.	105	Veljkovic, A.	163	Villani, R.....	164
Valente, A.	103, 163, 198	Van Oudenhove, L.	58, 59, 64, 67, 92, 143	Velkoska, E.....	105	Villano, G.	117, 209
Valentina, T.	202, 229	Van Riet, P.....	174	Velosa, J.	103, 114, 120, 123, 132, 157, 163, 167, 179, 182, 189, 194, 198, 223, 242	Villing, A.-L.....	220
Valerii, G.	94, 238	van Roon, A. H. C.	230	Venerito, M.	52, 89, 105, 194, 236	Villoria, A.	56
Valerio, L.	81, 151	van Ryn, J.....	70	Venez, D.....	242	Vilmann, P.....	50, 62, 104, 108, 248
Valero, M.	63, 80, 115, 130, 159, 169	van Santvoort, H.....	114, 123	Venglovecz, V.	94, 123	Vincent, C.....	121
Valeur, J.	85	van Stappen, T.....	138	Venkatachalapathy, S. V.....	72, 123	Vinci, A.	168
Valiante, F.	240	Van Steenberghe, S.	70	Vernaldi, S.	166	Vincze, A.	70, 123, 137, 222
Valitutti, F.....	153	van Steenberghe, W.....	159, 167	Verbeke, K.....	59	Vinisko, R.	61
Valizadeh, S. M.	239	van Steenkiste, C.	187	Verde, M.	135	Vinson, B. R.	234
Valle, J.	168, 239	Vanuysel, T.	59, 113, 147	Veres, G.	51, 136, 166	Viola, A.	202, 232
Vallejo-Senra, N.	94	van Zoggel, D.	160, 176	Vergani, P.....	239	Viola, F.	72, 85, 175, 183
Valle Muñoz, J.	239	Varadarajulu, S.	129	Vergnolle, N.....	87, 177	Virchenko, O. V.....	162, 163
Valori, R.	55, 72, 104, 129	Varadarajulu, S.	50, 63	Verhaar, A. P.	93, 205, 235	Viriyausahakul, V.....	187
Valpiani, D.	77	Vardar, R.	235	Verhaegh, B. P. M.....	135	Virtanen, J.....	106
Valverde-Lopez, F.	99	Vardas, E.....	178	Verhagen, H. J. M.....	161, 197	Viscido, A.	116, 137, 238
Valvo, B.	59, 232	Vardi, H.	223, 226	Verheij, J.	53	Vissiennon, C.	183
Vanags, A.	237	Varela-López, O.....	211	Verhelst, X.	65	Viswanath, Y.....	148
Van Assche, G.	44, 47, 56, 70, 100, 282	Varga, M.	123	Verhoef, C.	131	Vitali, F.....	133, 155, 202, 233
van Baar, A.	203, 213	Vargas, V.....	121	Verhulst, S.	99	Vitalis, Z.....	51, 163
Vanbiervliet, G.	172	Varkalaitė, G.	158, 162	Verleye, M.	187	Vitek, P.	74, 231
van Brunshot, S.	46	Varol, C.	50	Verlinden, W.	187	Vithiya, K.....	201, 206
van Buren, G.	212	Varvara, D.	204, 223	Vermeire, S.	41, 47, 56, 61, 62, 70, 82, 89, 137, 138, 160, 180, 182, 183, 223, 226, 227	Vitor, S.	114, 120
Van Cutsem, E.....	76, 87, 91	Varytimiadis, L.	196	Vernia, P.	182	Vitton, V.	71
van den Bosch, H.	132	Vasas, B.	219	Verspaget, H. W.....	221	Vladimirov, B.	114, 123, 124
van den Brink, G. R.	42, 44, 52, 57, 73, 89, 92, 107	Vasocelos, M.....	165	Verstocket, B.....	74	Vlasov, L.....	163
van den Brink, G. R.	137	Vasconcelos, H.	207	Vertemati, M.....	65	Vleggaar, F. P.....	114, 126
van der Meulen-de Jong, A. E.....	221	Vasconcelos Loureiro, R.....	154, 164, 187, 193, 208	Veselkov, K.....	72	Vleugels, J.....	159, 171
van der Valk, H.	174	Vashistha, N.	133	Vetter, M.	202, 233	Vliebergh, J.....	80, 205, 235
van der Vlugt, M.....	73, 78, 140	Vasseur, F.	92	Veysey, M.....	113, 143	Vlodavsky, I.	94
Vandervoort, J.....	74	Vass, I.	166	Viale, E.	104	Voermans, R.....	187
van der Woude, J.....	69	Vatn, M. H.....	72, 81, 85, 93, 223	Viazis, N.....	179, 196	Vogel, J. A.	98
van Dijk, A. H.	65	Vatn, S.	81	Vicario, M.	97	Vogel, J. A. A.....	98
van Dijk, L.	132, 197	Vavassori, S.....	127, 204, 223	Vida, F.	157, 171	Vogelsang, H.....	85
van Driel, W.	132	Vavricka, S. R.	92, 134, 184	Vidal-Puig, A.....	71	Voicu Moga, T.....	114, 120
van Eden, W. H.	87, 132	Vaz, A.	103, 114, 119, 202, 206, 232	Vieceli, F.....	172	Vojnovic, M.	224
Vanelli, L.	196	Vazeille, E.	160, 177	Vieira, A.	136, 223, 227	Vojtechova, G.	140
van Etten, T.	85	Vaziri, A.	148	Viel, J.-F.	135, 178	Vollmer, C. M.	168
Vange, P.	52	Vecchiato, L.....	216	Viennois, E.....	185	Vollmer, S.	183
van Goor, H.	114, 123	Vecchi, M.	56, 127, 147, 204, 213, 223	Vieth, M.	73, 84, 172, 192	Volpe, M.	179
Van Gossum, A.	44, 85, 90, 96, 102	Veereman, G.	47, 76, 82, 183	Vignal, C.	222	Voltage, H.	132
Vangravs, R.	142	Vega, A.	133	Vignally, P.	164	Von Arnim, U.....	100, 181
van Gulik, T.	89, 101	Vega, P.	157, 171	Vikmanis, U.....	145	von Castell, C.	151
Vanheel, H.	52, 113, 147	Vega, R.	185	Viksna, A.	212	von Figura, G.	209
van Herwaarden, Y.	72, 106	Vegas, A. M.....	194	Vikström, E.....	178	von Volkmann, H.....	195
van Hilst, J.....	98, 168	Vegezzi, G.	184			Von Volkman, H. L.	195
van Hoeij, F.	190					Vosco, S.	153
						Vos, F.	179
						Vrakas, S.	222
						V S Vijayanand Kumar, V.	207
						Vuitton, L.	60, 176

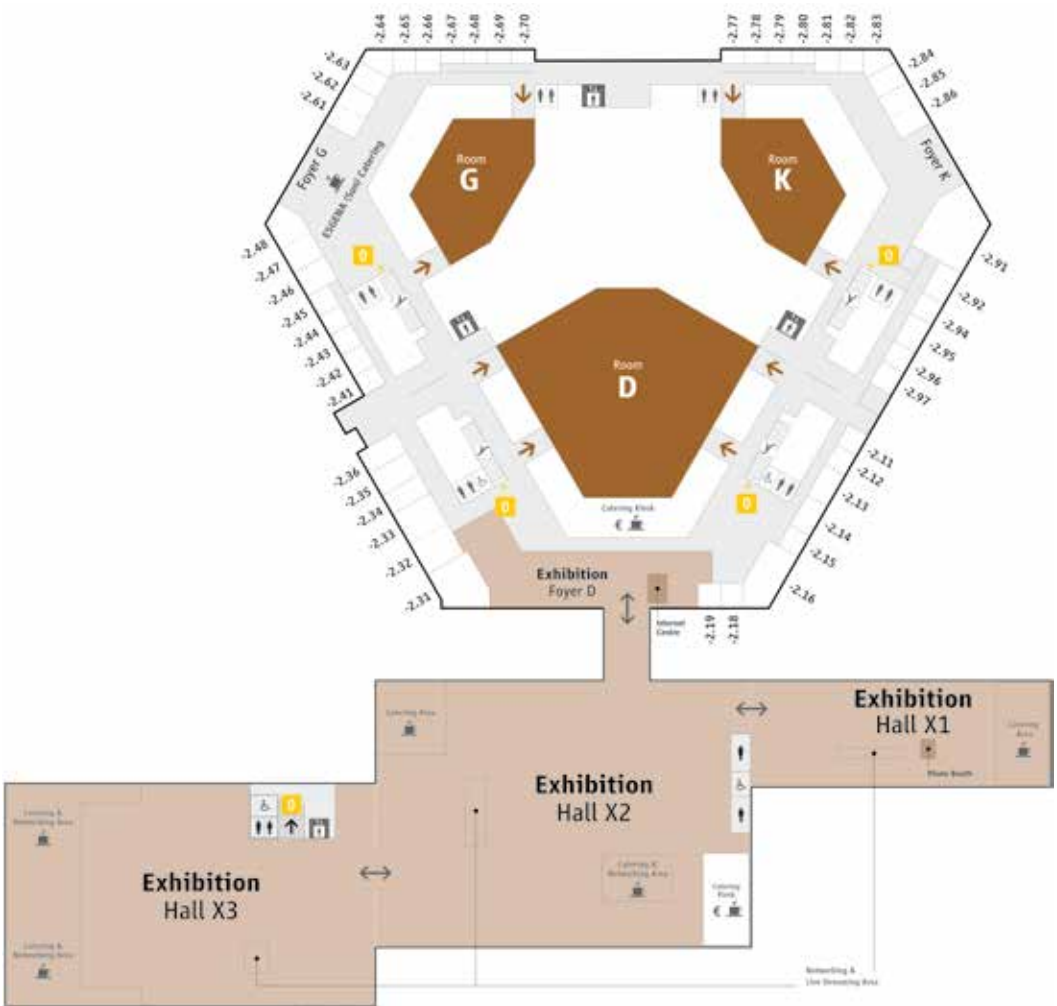
Vullo, V.	202, 229	Wang, Z.	139, 228	Wensaas, K.-A.	58	Wohlmut, P.	191
Vutukuru, V.	132	Wani, H.	165, 208	Wen, S.-H.	234	Wojciechowska, Z.	172
Vyas, V.	115, 125, 167, 169, 214	Wannerberger, K.	57	Wenzlau, J. M.	116, 145	Wojcik, D.	116, 133, 189
W		Wannhoff, A.	204, 221	Werner, J.	184	Wolburg, H.	204, 221
Wacher, V.	186	Wan, W. K.	207, 230	Werner, Y.	190	Wolf, D.	61, 62
Wada, M.	72, 205, 231, 232	Wardan, H.	105	Wernisch, L.	105	Wolfgang, C.	97, 176
Wada, N.	192, 215	Warlop, L.	190	Westert, G. P.	166	Wolfram, L.	105
Wada, Y.	72, 106	Warner, B.	138	West, J.	202, 206, 220	Wölnherhanssen, B.	59
Wadie, W.	222	Warner, M.	232	Weusten, B. L. A. M.	38, 69, 80, 102	Wong, C. C.	103, 165
Wagner, A. D.	54	Warren, D.	226, 227	Wex, T.	194	Wong, H.	168
Wagner, C. A.	100, 134	Warusavitarne, J.	93	Weylandt, K.	185	Wong, J. C. T.	219
Wagner, M.	86	Warzecha, Z.	94, 134, 211	Wheeler, C.	181	Wong, T.	148, 219, 233, 235, 248
Waguri, N.	156, 164	Wasilewski, A.	141	Whelan, K.	53, 95, 98, 108	Wong, V.	71
Wahab, P. J.	178	Watabe, T.	222	Whiley, A.	228	Wong, W. Y.	230
Waizbard, A.	104	Watanabe, C.	224	Whitehead, W.	38, 40	Wong, Y. J.	133
Wakabayashi, G.	168	Watanabe, D.	139	Whitehead, W. E.	58, 75, 92, 98, 103, 186, 187, 189	Woo, A.	97
Wakabayashi, M.	125	Watanabe, M.	94, 136, 180, 219, 217, 222	Whiteley, J. C.	239	Woo, J.	115, 125, 127, 215
Wakamura, K.	55, 79, 84, 129, 141, 158, 185, 186, 216, 217, 231	Watanabe, S.	94, 150, 170, 190, 234, 237, 239	Whiteman, D.	84, 96	Woodland, P.	53, 117, 146, 190
Waked, I. A.	165, 242	Watanabe, T.	116, 142, 220, 228, 30	Wichmann, B.	52, 141, 230	Woodward, J. M.	87
Waldmann, E.	104, 128	Waterhouse, D. J.	280	Wickramasinghe, R.	201, 206	Woodward, T. A.	217, 220
Waldum, H. L.	52	Waterman, M.	47	Widlak, M. M.	230	Woodworth, D.	61, 137, 160, 180
Walecka-Kapica, E. M.	240	Waterman, S.	143	Wiedemann, B.	60, 168, 224	Wörmann, S. M.	60
Walker, M.	113, 143, 231	Watkins, A. A.	160, 176	Wieszczy, P.	106, 126, 127, 216	Worms, K.	191
Walker-Samuel, S.	50, 92	Watson, A.	105	Wieten, E.	171	Wouters, M. M.	67, 78, 108
Wallace, M. S.	220	Waters, L. J.	183	Wijnands, T. F. M.	65	Wright, K.	143
Wallace, M. B.	98, 216, 217	Webb, D.-L.	180, 195	Wilcox, C. M.	129	Wu, C.-Y.	78, 209
Waller, J.	227	Weber, B.	120	Wilczak, J.	145, 241	Wu, C.-Y.	145, 197
Wall Vd, B.	106	Weber-Eibel, J.	218	Wilder-Smith, C. H.	85	Wu, H.	163
Walma, M. S.	98	Weber-Freissmuth, C.	208	Wild, G.	135	Wu, J. C. Y.	219
Walsh, A.	57	Weber, J.	85	Wildt, J.	98	Wu, K.	226
Walsh, R.	175	Weber-Mangal, S.	183	Wildt, S.	182	Wu, M.-S.	195
Walter, F. M.	84	Weberster, G. J. M.	122	Wilhelm, D.	158, 184	Wu, S.	162
Walter, S.	92, 113, 143, 232	Wedemeyer, H.	41, 165	Wilks, M.	201, 228	Wu, S.-R.	197
Wanfu, W.	232	Wehkamp, J.	188, 241	Willeke, F.	53	Wu, X.	214
Wang, A. W.	160, 181, 225	Wei, B.	163	Willekens, H.	80, 205, 235	Wulandari, A. A.	85
Wang, D.	98	Weigand, K.	163	Williams, J. M.	184	Wurie, S.	230
Wang, H.	58, 87, 121, 158, 162	Weigl, K. J.	128	Williams, R.	235, 236	Wurm, P.	79
Wang, H.-P.	169	Weigmann, H.	187, 196	Williams, S. J.	49	Wu, W.-C.	146
Wang, J.	52, 162	Weigt, J.	80, 194	Williet, N.	70	Wymenga, L.	161, 197
Wang, K.	81, 146, 191, 228	Wei, H.	81	Will, U.	219	Wyrcwic, L.	126
Wang, L.	161, 162, 169, 193, 214	Weil, C.	135, 139	Wilmink, J. W.	98	Wyszynska, P.	172
Wang, M.	146, 193, 210, 236	Weiner, R.	115, 132	Wilson, A.	106, 129	X	
Wang, N.	161, 191	Weise, R.	97	Wilson, S. R.	136	Xavier, S.	131, 164, 241
Wang, Q.	146, 185, 228, 236	Weiss, B.	180	Winkens, B.	73, 157, 171	Xi, H.	126
Wang, R.	225	Weiss, M.	97, 176	Winstanley, A.	122	Xia, D. X.	213
Wang, S.	183	Weiss, W.	104	Winter, D. C.	43, 63, 73, 83, 102	Xia, Z.	146
Wang, S.-Q.	72	Wei, W.	209	Wintgens, K. F.	85	Xiang, G.	179
Wang, T. C.	54, 103	Weltens, N.	160, 189	Wirz, A.	52	Xiao, F.	100
Wang, T. X.	232	Weltman, M.	231	Wisniewska Jarosinska, M.	61	Xiaopeng, B.	64
Wang, W.	241	Welzel, M.	60, 138	Wisniewski, A.	77	Xie, J.	240
Wang, X.	121, 127, 146, 149, 154, 190, 193, 210, 232, 236	Wendon, J.	43	Wisse, P. H. A.	93	Xie, Y.	114, 122
Wang, X. W.	49	Wendt, R.	188	Witthöft, T.	120	Xinopoulos, D.	101
Wang, X. Q.	228	Wenger, R. H.	92	Witt, S.	232	Xu, C.	118
Wang, Y.	209, 222	Wennerblom, J.	160, 176	Witt, S. T.	92, 232	Xu, J.	103
		Wennmacker, S. Z.	65, 166	Włodarczyk, J.	133	Xu, L.	212
				Włodarczyk, M.	133, 221	Xu, M.	126

Xu, M.-D.	59, 62, 65, 114, 126, 170	Yamasaki, Y.	126, 127, 217	Yavzori, M.	47	Yoshinaga, S.	115, 124, 170, 192, 213, 236
Xu, W.	195	Yamashina, T.	49, 88 204, 215, 216	Yazaki, E.	117, 146, 190	Yoshino, S.	231
Xu, Y.	212	Yamashita, H.	52, 53, 102, 113, 148, 167, 170, 189, 237	Yazbeck, R.	178	Yoshioka, M.	155
Xu, Z.	146, 181	Yamashita, K.	170, 234	Yazici, H.	136	Yoshio, T.	114, 125, 127, 149
Xu, Z. Z.	181	Yamashita, M.	216, 229	Yazumi, S.	157, 167	Younas, K.	239
Y							
Yaari, S.	104	Yamashita, S.	197	Ye, J.	119, 207, 209	Young, G.	142
Yablecovitch, D.	180	Yamashita, T.	176, 212	Yegin, A.	96	Young, S.	184
Yaghi, C.	121	Yamashita, Y.	154	Yelsangikar, A.	157, 167, 211	Younossi, Z.	163
Yagi, S.	177	Yamashita, Y.	115, 125	Yeo, C.	97	Youn, S. J.	188
Yagüe-Compadre, J. L.	97	Yamauchi, H.	219	Yeo, S. J.	176	Youn, Y. H.	149
Yahagi, N.	48, 108 114, 125, 129, 148, 169, 192, 203, 214, 215	Yamazaki, M.	222	Yerushalmi, B.	153	Yousef, M.	120
Yair, M.	104	Yamazato, T.	115, 125	Yeung, R. C. P.	99	Yousuf, H.	175
Yalinay, M.	118	Yamochi, T.	141	Yi, C.-H.	147, 234	Ystad, S. O.	85
Yamabe, A.	115, 124	Yanai, H.	139, 180, 182, 222	Yi, S. Y.	94	Yu, C. S.	118
Yamada, A.	122	Yang, A.	63, 214	Yiannakou, Y.	144, 186	Yu, C. S.	186
Yamada, K.	77, 197	Yang, B.-L.	146	Yildirim, E.	147, 235	Yu, D.	61, 137
Yamada, M.	106, 128, 144	Yang, C.	162	Yildirim Sozmen, E.	147	Yu, J.	49, 87, 88, 103, 141, 184
Yamada, S.	59, 65	Yang, C. H.	217	Yildirim, T.	119	Yu, K.	121
Yamada, T.	58, 74, 98, 170, 207, 232	Yang, D.	71	Yildiz, B.	149	Yu, L.	170
Yamago, H.	207	Yang, D.-H.	140, 186, 270	Yildiz Turkylmaz, G.	113, 147	Yu, S.	88, 186, 193, 197
Yamaguchi, A.	49, 103, 114, 122, 186	Yang, D. H.	193	Yim, H. J.	174, 233	Yu, W. S.	193, 197
Yamaguchi, D.	149	Yang, H.	193, 217, 226	Yip, W. M.	205, 225	Yuan, F.	114, 122
Yamaguchi, H.	169	Yang, H.-K.	197	Yiqun, Z.	126	Yuan, J.	99
Yamaguchi, N.	136	Yang, J.	65, 130, 210	Yistra, B.	79	Yuki, N.	158, 185
Yamaguchi, T.	49, 103, 114, 122, 149, 186, 230	Yang, J.-I.	176, 218	Yokoo, H.	144	Yumura, T.	122
Yamaguchi, Y.	106, 158, 186, 238	Yang, J. I.	201, 241	Yokoyama, Y.	146	Yuna, K.	139
Yamairi, H.	139	Yang, Ju-Il	218	Yoneyama, H.	206	Yun, C.	52
Yamakita, K.	60	Yang, Q.	138	Yoneyama, O.	156, 164	Yung, D.	219, 223
Yamamichi, N.	102, 132, 172	Yang, S.-K.	140, 270	Yonezawa, K.	218	Yung, D. E.	174
Yamamori, S.	170	Yang, W.	114, 122	Yonezawa, M.	224	Yun, H. Y.	193
Yamamoto, E.	103, 107	Yang, X.	236	Yoo, I. K.	142, 151, 159, 169, 175, 204, 211, 213, 220	Yun, H. J.	197
Yamamoto, H.	140, 216, 217, 229, 284	Yang, Y.	128, 144, 181	Yook, J. H.	193, 197	Yun, Q.	103
Yamamoto, K.	117, 124, 128, 145, 150, 159, 175, 199, 230	Yang, Y. J.	130	Yoon, H.	47, 130, 150, 161, 172, 178, 192, 193, 237	Yun, S.-H.	182
Yamamoto, M.	170, 231	Yan, J.	121, 144, 149, 193	Yoon, H. M.	197	Yurtlu, D. A.	93
Yamamoto, N.	122, 236	Yano, H.	210	Yoon, J. H.	122, 130	Yusuf, A.	216
Yamamoto, S.	115, 125, 126, 149, 157, 167, 197, 231, 238	Yano, M.	84	Yoon, J. Y.	201, 241	Yusuke, K.	210
Yamamoto, Y.	117, 173, 192	Yano, T.	125, 169, 173, 192	Yoon, S. B.	123	Yuta Nakagawa, Y.	190
Yamano, H.	103, 115, 125, 157, 171	Yanova, O. B.	191	Yoon, S. M.	188	Yuzuru, T.	158, 185
Yamano, H.-O.	106, 107	Yano, Y.	195	Yoon, S.-W.	140, 182	Yvon, S.	241
Yamanouchi, K.	65, 117, 145, 230	Yanqin, W.	119, 207, 209	Yoon, Y. H.	150		
Yamao, K.	115, 123, 124, 142	Yao, K.	55, 80, 84, 91, 115, 125, 169	Yoon, Y. S.	186		
Yamaoka, R.	169	Yao, L.	126	Yorimitsu, N.	101, 192	Z	
Yamao, K.	98	Yao, R.	225	Yorozu, A.	103	Zaanan, A.	220
Yamasaki, M.	238	Yao, T.	150, 237	Yoshida, E.	149, 195	Zabana, Y.	56, 221
Yamasaki, T.	150, 238, 239	Yarden, A.	135, 139	Yoshida, E.	149, 195	Zachou, K.	120
		Yashchenko, A.	145	Yoshida, M.	192	Zaffalón, D.	217
		Yashima, K.	115, 125	Yoshida, M.	52, 59, 65, 124, 139, 150	Zagari, R. M.	203, 213, 214, 229
		Yasuda, H.	216, 229	Yoshida, N.	106, 125, 170	Zagonel, V.	142
		Yasuda, I.	50, 63, 115, 124	Yoshida, S.	74, 106, 230, 231	Zaheer, A.	211
		Yasuda, K.	116, 142, 220	Yoshida, T.	140, 142	Zakaria, S.	104
		Yasukawa, S.	174	Yoshifuku, Y.	59, 65	Zakordonetz, L.	229
		Yasumoto, M.	168	Yoshihuku, Y.	193	Zala, A. V.	113, 143
		Yasutomi, E.	139, 237	Yoshikawa, I.	228	Zambelli, A.	203, 213, 214
		Yatsu, T.	218	Yoshikawa, K.	107	Zamfirescu, N.	182
		Yau, Y.	72	Yoshimine, T.	129, 238	Zampetas, D.	165
				Yoshimizu, S.	114, 127	Zanconati, F.	118, 161

Zaninotto, G.	55, 69, 102	Zhang, G.	58, 151, 161, 191, 193, 194, 239	Zielinska, M.	100, 141, 232
Zandberga, E.	142	Zhang, H.	61, 137, 160, 180	Zigdon, S.	240
Zapata, E.	119	Zhang, J.	87	Zilli, A.	145, 152, 240
Zarate-Lopez, N.	146, 155, 235	Zhang, L.	81, 121, 163, 191, 228, 232	Zilli, M.	130, 157, 167
Zarchin, M.	180	Zhang, M.	58, 100, 149, 180	Zimmer, V.	210
Zari, M.	187	Zhang, Q.	168	Zingales, F.	176
Zatorski, H.	141, 160, 177	Zhang, R.	58	Zingaropoli, M. A.	202, 229
Zauber, A.	216	Zhang, S.	127, 149	Zinger, S.	80
Zavada, F.	210	Zhang, T.	178	Zingone, F.	234
Zavgorodnya, N.	166	Zhang, X.	65, 210	Zingone, F.	152
Zavoral, M.	140, 141, 236	Zhang, X.-C.	71	Zinicola, T.	180
Zavyalov, D.	173	Zhang, Y.	87, 141	Zini, O.	73
Zaytsev, O.	89	Zhang, Z.	146, 185, 236	Zippi, M.	182
Zdarova Karasova, J.	189	Zhao, D.	64, 160, 189, 190	Zisimopoulos, K.	120
Zec, S.	163, 207	Zhao, L.	177, 236	Zitnik, R.	226
Zecchini, R.	174, 237	Zheng, S.	88, 230	Zjawiony, J.	232
Zedan, A.	207	Zhi, M.	138, 179, 180	Zmiri, Y.	224
Zeh, H.	168	Zhong, B.	119, 207, 209	Zocco, M. A.	88, 166
Zehnter, E.	120	Zhou, H.	181	Zolfino, T.	209
Zeid, A.	165	Zhou, J.	99, 180	Zorzi, F.	136
Zeissig, S.	52	Zhou, L.	88	Zou, X.	161, 193
Zeitz, J.	92, 134	Zhou, P.	126	Zozaya, F.	219
Zejly, H.	152	Zhou, P.-H.	59, 61, 71, 84, 170, 213	Zuba-Surma, E.	211
Zelber-Sagi, S.	184	Zhou, W.	121	Zubiaurre, L.	119
Zelinkova, Z.	205, 225	Zhou, X.	58, 161, 191, 193, 239	Zubieta, C.	53
Zemede, G.	177	Zhou, Y.	106, 181	Zucchini, N.	216
Zemmour, C.	50	Zhu, H.	199	Zucman-Rossi, J.	79, 86, 99
Zender, L.	49	Zhu, H. Q.	228	Zulli, C.	130, 218
Zeng, P.	144	Zhu, K.	121	Zundler, S.	105
Zenke, M.	86	Zhurenkova, T.	124	Zuniga, R.	195
Zentilin, P.	147	Zhurina, J.	124	Zúñiga Ripa, A.	113, 147, 148, 233
Zerabruck, E.	174	Zhu, S.	81	Zureik, M.	47, 56
Zerbi, A.	168, 213	Zhu, S. W.	228	Zvibel, I.	99, 197
Zerbib, F.	60, 61, 75, 233	Zhu, X.	121, 226	Zvidi, I.	235
Zeuner, R.	222			Zwahlen, M.	190
Zhang, B.	161, 193			Zwolinska-Wcislo, M.	196
Zhang, C.	62, 114, 126, 170				
Zhang, D.	99, 234				

**Floor Plans
Austria Center Vienna**

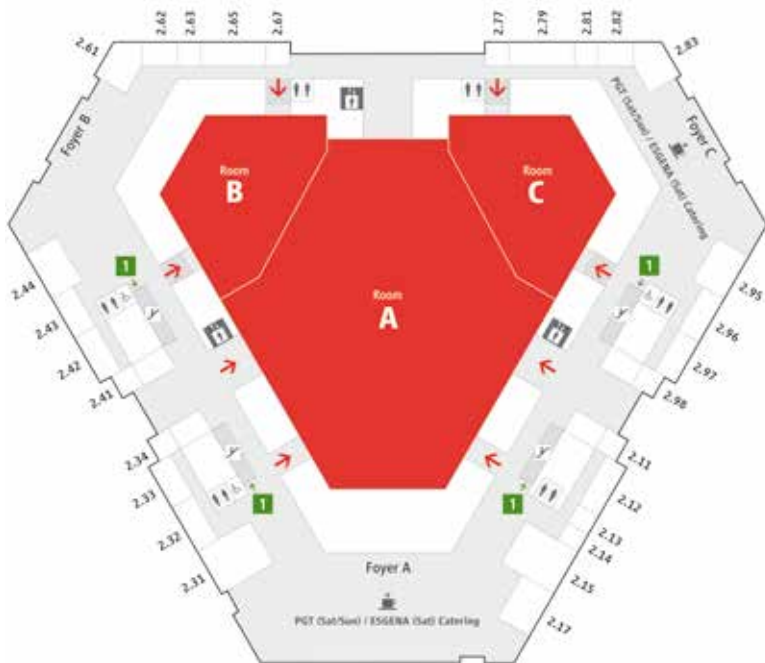
Level -2



Level 1



Level 2





UEG gratefully acknowledges the support
of this year's Premium Partners:

abbvie

FUJIFILM
Value from Innovation

OLYMPUS

Pfizer

Takeda



Final Programme
available for download
www.ueg.eu/week